

Date & Time of Download : 03/02/2025 16:38:07

BSE ACKNOWLEDGEMENT

Acknowledgement Number	8904512
Date and Time of Submission	2/3/2025 4:32:56 PM
Scripcode and Company Name	544026 - Indian Renewable Energy Development Agency Ltd
Subject / Compliance Regulation	Announcement under Regulation 30 (LODR)-Analyst / Investor Meet – Intimation
Submitted By	Ekta Madan
Designation	Company Secretary & Compliance Officer

Disclaimer : - Contents of filings has not been verified at the time of submission.



National Stock Exchange Of India Limited

Date of

03-Feb-2025

NSE Acknowledgement

Symbol:-	IREDA
Name of the Company: -	Indian Renewable Energy Development Agency
Submission Type:-	Announcements
Short Description:-	Analysts/Institutional Investor Meet/Con. Call Updates
Date of Submission:-	03-Feb-2025 04:34:02 PM
NEAPS App. No:-	2025/Feb/36320/1069

Disclaimer : We hereby acknowledge receipt of your submission through NEAPS. Please note that the content and information provided is pending to be verified by NSEIL.



भारतीय अक्षय ऊर्जा विकास संस्था लिमिटेड

(भारत सरकार का प्रतिष्ठान)

Indian Renewable Energy Development Agency Limited

(A Government of India Enterprise)

पंजीकृत कार्यालय : प्रथम तल, कोर-4-ए, ईस्ट कोर्ट, भारत पर्यावास केन्द्र, लोदी रोड, नई दिल्ली-110003, भारत
Registered Office : 1st Floor, Core-4 'A', East Court, India Habitat Centre, Lodhi Road, New Delhi - 110003, INDIA
दूरभाष/Phone : +91-11-2468 2206 - 19, फ़ैक्स/Fax : +91-11-2468 2202 वेबसाइट/Website : www.ireda.in
CIN : L65100DL1987GOI027265

दिनांक: फरवरी 3, 2025

Ref No: CACS/Sectt./efile 8713

Date: February 3, 2025

नेशनल स्टॉक एक्सचेंज ऑफ इंडिया लिमिटेड, एक्सचेंज प्लाजा, सी/1, जी ब्लॉक, बान्द्रा कुर्ला कॉम्प्लेक्स, बान्द्रा (ई), मुंबई - 400051 National Stock Exchange of India Limited, Exchange Plaza, C/1, Block G, Bandra Kurla Complex, Bandra (E), Mumbai - 400051	बीएसई लिमिटेड, पहली मंजिल, फिरोज जीजीभॉय टावर्स, दलाल स्ट्रीट, काला घोड़ा, फोर्ट, मुंबई - 400001 BSE Limited 1st Floor, Phiroze Jeejeebhoy Towers, Dalal Street, Kala Ghoda, Fort, Mumbai - 400001
Symbol- IREDA	Scrip Code- 544026
ISIN:- INE202E01016	

Subject: Intimation of schedule of Analyst/ Institutional Investors meetings under the Securities and Exchange Board of India (Listing Obligations and Disclosure Requirements) Regulations, 2015, as amended

Dear Sir/ Madam,

Pursuant to Regulation 30 and other relevant provisions of the Securities and Exchange Board of India (Listing Obligations and Disclosure Requirements) Regulations, 2015, as amended ("SEBI Listing Regulations"), we would like to inform you that the officials of the Company will be meeting investors/analysts in one-on-one meetings/ group meetings/conferences, as per the details given in the table below:

Date	Type of Interaction	Mode of Meeting (Physical / Video Conference / Over call)
From February 6, 2025 to March 4, 2025	1 x 1/ Group Meeting/ Conference	Physical/Virtual

Please find enclosed a copy of the corporate presentation in this regard for your records. The said presentation is also uploaded on the website of the Company at www.ireda.in.

This is to further inform that the Company will be referring to all publicly available documents for the discussions. No unpublished price sensitive information (UPSI) is intended to be discussed during the interactions.

The participation in the meetings is subject to change. The change may happen due to exigencies, logistical disorders and last-minute conflicts on the part of attendees and/or the Company.

This is for your information and for the information of your members and the public at large

कृपया इसे अपने रिकॉर्ड में लें।

कॉर्पोरेट कार्यालय : तीसरा तल, अगस्त क्रांति भवन, भिकाजी कामा प्लेस,
नई दिल्ली-110066, भारत
Corporate Office : 3rd Floor, August Kranti Bhawan, Bhikaji Cama Place,
New Delhi - 110066, INDIA दूरभाष/Phone : +91-11-2671 7401 - 2671 7412,
फैक्स/Fax : +91-11-2671 7416 ई-मेल / E-mail : cmd@ireda.in

बिजनेस सेंटर : एनबीसीसी कॉम्प्लेक्स, ब्लॉक -II, प्लेट-बी, 7वीं मंजिल,
पूर्वी किदवाई नगर, नई दिल्ली-110023, भारत
Business Centre : NBCC Complex, Block -II, Plate-B, 7th Floor,
East Kidwai Nagar, New Delhi - 110023, INDIA
दूरभाष/Phone : +91-11-2460 4157, 2434 7700 - 2434 7799



भारतीय अक्षय ऊर्जा विकास संस्था लिमिटेड

(भारत सरकार का प्रतिष्ठान)

Indian Renewable Energy Development Agency Limited

(A Government of India Enterprise)

पंजीकृत कार्यालय : प्रथम तल, कोर-4-ए, ईस्ट कोर्ट, भारत पर्यावास केन्द्र, लोदी रोड, नई दिल्ली-110003, भारत
Registered Office : 1st Floor, Core-4 'A', East Court, India Habitat Centre, Lodhi Road, New Delhi - 110003, INDIA
दूरभाष/Phone : +91-11-2468 2206 - 19, फ़ैक्स/Fax : +91-11-2468 2202 वेबसाइट/Website : www.ireda.in
CIN : L65100DL1987GOI027265

You are requested to please take the same on record.

धन्यवाद/Thanking You,

भारतीय अक्षय ऊर्जा विकास संस्था लिमिटेड के लिए।

For Indian Renewable Energy Development Agency Limited

Ekta Madan

Digitally signed by Ekta Madan
DN: cn=Ekta Madan, o=Indian Renewable Energy Development Agency
Limited, ou=IREDA, email=ekta.madan@ireda.in, c=IN
Reason: I am the sender of this message and I am the only
addressee of this message.
Date: 2023.03.16 12:27:45+05'30'

एकता मदान/ Ekta Madan

कंपनी सचिव/ Company Secretary & Compliance Officer


संलग्न: ऊपरोक्त अनुसार

Disclaimer: In case of any discrepancy in Hindi language, English language will be deemed as correct.

कॉर्पोरेट कार्यालय : तीसरा तल, अगस्त क्रांति भवन, भीकाजी कामा प्लेस,
नई दिल्ली-110066, भारत
Corporate Office : 3rd Floor, August Kranti Bhawan, Bhikaji Cama Place,
New Delhi - 110066, INDIA दूरभाष/Phone : +91-11-2671 7401 - 2671 7412,
फ़ैक्स/Fax : +91-11-2671 7416 ई-मेल/ E-mail : cmd@ireda.in

बिजनेस सेंटर : एनबीसीसी कॉम्प्लेक्स, ब्लॉक -II, प्लेट-बी, 7वीं मंजिल,
पूर्वी कियदवाई नगर, नई दिल्ली-110023, भारत
Business Centre : NBCC Complex, Block -II, Plate-B, 7th Floor,
East Kidwai Nagar, New Delhi -110023, INDIA
दूरभाष/Phone : +91-11-2460 4157, 2434 7700 - 2434 7799

FOLLOW US : [f](#) @IREDALimited [x](#) @IREDALtd [i](#) @iredaofficial



Indian Renewable Energy Development Agency Limited

*India's largest pure-play
green financing entity*

Corporate Presentation

February 2025

Disclaimer (1/2)

This presentation has been prepared for general information purposes in respect of Indian Renewable Energy Development Agency Limited (“Company”) together with its subsidiary (collectively, the “Group”) only, without regard to any specific objectives, suitability, financial situations and needs of any particular person and does not constitute any recommendation or form part of any offer or invitation, directly or indirectly, in any manner, or inducement to sell or issue, or any solicitation of any offer to purchase or subscribe for, any securities of the Company in any jurisdiction, nor shall it or any part of it or the fact of its distribution form the basis of, or be relied on in connection with, any contract or commitment therefor. This presentation does not solicit any action based on the material contained herein. Nothing in this presentation is intended by the Group to be construed as legal, accounting or tax advice.

This presentation has not been approved and will not or may not be reviewed or approved by any statutory or regulatory authority in India or by any Stock Exchange in India.

This presentation contains certain forward-looking statements relating to the business, financial performance, strategy and results of the Group and/ or the industry in which it operates. Forward-looking statements are statements concerning future circumstances and results, and any other statements that are not historical facts, sometimes identified by the words including, without limitation “believes”, “expects”, “predicts”, “intends”, “projects”, “plans”, “estimates”, “aims”, “foresees”, “anticipates”, “targets”, and similar expressions. The forward-looking statements, including those cited from third party sources, contained in this presentation are based on numerous assumptions and are uncertain and subject to risks. A multitude of factors including, but not limited to, changes in demand, competition and technology, can cause actual events, performance or results to differ significantly from any anticipated development. Neither the Group nor its affiliates or advisors or representatives nor any of its or their parent or subsidiary undertakings or any such person’s officers or employees guarantees that the assumptions underlying such forward-looking statements are free from errors nor does either accept any responsibility for the future accuracy of the forward-looking statements contained in this presentation or the actual occurrence of the forecasted developments. Forward-looking statements speak only as of the date of this presentation and are not guarantees of future performance. As a result, the Group expressly disclaims any obligation or undertaking to release any update or revisions to any forward-looking statements in this presentation as a result of any change in expectations or any change in events, conditions, assumptions or circumstances on which these forward looking statements are based. Given these uncertainties and other factors, viewers of this presentation are cautioned not to place undue reliance on these forward-looking statements. Certain numbers in these presentations and materials have been subject to routine rounding off and accordingly figures shown as total in tables and diagrams may not be an arithmetic aggregation of the figures that precede them.

The information contained in these presentations and materials are only current as of the dates specified herein and have not been independently verified. None of the Group, its directors, promoter or affiliates, nor any of its or their respective employees, advisers or representatives or any other person accepts any responsibility or liability whatsoever, whether arising in tort, contract or otherwise, for any errors, omissions or inaccuracies in such information or opinions or for any loss, cost or damage suffered or incurred howsoever arising, directly or indirectly, from any use of this presentation or its contents or otherwise in connection with this presentation, and makes no representation or warranty, express or implied, for the contents of this presentation including its accuracy, fairness, completeness or verification or for any other statement made or purported to be made by any of them, or on behalf of them, and nothing in this presentation or at this presentation shall be relied upon as a promise or representation in this respect, whether as to the past or the future. Past performance is not a guide for future performance. The information contained in this presentation is current, and if not stated otherwise, made as of the date of this presentation. The Group undertakes no obligation to update or revise any information in this presentation as a result of new information, future events or otherwise.

Any person/ party intending to provide finance/ invest in the shares/ businesses of the Group shall do so after seeking their own professional advice and after carrying out their own due diligence procedure to ensure that they are making an informed decision.

This presentation includes certain industry data and projections that have been obtained from industry publications and surveys. Industry publications and surveys and forecasts generally state that the information contained therein has been obtained from sources believed to be reliable, but there is no assurance that the information is accurate or complete. Neither the Company nor any of its advisors or representatives have independently verified any of the data from third-party sources or ascertained the underlying economic assumptions relied upon therein. All industry data and projections contained in this presentation are based on data obtained from the sources cited and involve significant elements of subjective judgment and analysis, which may or may not be correct. For the reasons mentioned above, you should not rely in any way on any of the projections contained in this presentation for any purpose.

This presentation is not a prospectus, a statement in lieu of a prospectus, an offering circular, an advertisement or an offer document under the Companies Act, 2013, as amended, the Securities and Exchange Board of India (Issue of Capital and Disclosure Requirements) Regulations, 2018, as amended, or any other applicable law in India, nor does it form part of, and should not be construed as, any present or future invitation, recommendation or offer to purchase or sell securities of the Company or an inducement to enter into investment activity in any jurisdiction. No part of this presentation, nor the fact of its distribution, should form the basis of, or be relied on in connection with, any contract or commitment or investment decision whatsoever. If there is any subsequent offering of any security of the Company, it will be made pursuant to a separate and distinct offering documentation. Any decision to purchase securities in the context of an offering of securities (if any) should be made solely on the basis of information contained in the offering documentation published in relation to such offering.

Disclaimer (2/2)

This presentation is strictly confidential and may not be copied or disseminated, reproduced, re-circulated, re-distributed, published or advertised in any media, website or otherwise, in whole or in part, and in any manner or for any purpose. Any unauthorized use, disclosure or public dissemination of information contained herein is prohibited. No person is authorized to give any information or to make any representation not contained in or inconsistent with this presentation and if given or made, such information or representation must not be relied upon as having been authorized by any person. Failure to comply with this restriction may constitute a violation of the applicable securities laws. Neither this document nor any part or copy of it may be distributed, directly or indirectly, in the United States. The distribution of this document in certain jurisdictions may be restricted by law and persons in to whose possession this presentation comes should inform themselves about and observe any such restrictions. Accordingly, any persons in possession of the aforesaid should inform themselves about and observe any such restrictions. By reviewing this presentation, you agree to be bound by the foregoing limitations. You may not repackage or sell the presentation.

Information contained in a presentation hosted or promoted by the Group is provided “as is” without warranty of any kind, either expressed or implied, including any warranty of fitness for a particular purpose.

This presentation is not an offer to sell or a solicitation of any offer to buy the securities of the Company in the United States or in any other jurisdiction where such offer or sale would be unlawful. Securities may not be offered, sold, resold, pledged, delivered, distributed or transferred, directly or indirectly, in to or within the United States absent registration under the United States Securities Act of 1933, as amended (the “Securities Act”), except pursuant to an exemption from, or in a transaction not subject to, the registration requirements of the Securities Act and in compliance with any applicable securities laws of any state or other jurisdiction of the United States. The Company’s securities have not been and will not be registered under the Securities Act and no public offering of securities will be made in the United States.

The distribution of these materials in certain jurisdictions may be restricted by law and persons into whose possession these materials comes should inform themselves about and observe any such restrictions.

The Company may alter, modify or otherwise change in any manner the content of this presentation, without obligation to notify any person of such change or changes.

By accessing this presentation, you accept this disclaimer and any claims arising out of or in connection with this presentation shall be governed by the laws of India and only the courts in the concerned state in India and no other courts shall have jurisdiction over the same.

Table of Contents

01 IREDA at a glance today 04

02 Performance highlights 10

03 Way Forward 29



IREDA at a glance today

About us | IREDA is India's largest pure-play green financing NBFC, with strategic role in RE sector as MNRE's dedicated financing entity



India's Largest Pure-play Green Financing NBFC

- Over 37 years of experience with ₹ 2,215 Bn cumulative sanctions & ₹ 1,432 Bn cumulative disbursements till 9MFY25
- Comprehensive suite of financial products & services for RE sector
- Infrastructure Finance Company status (RBI)
- Systemically Important Non-Deposit Taking NBFC status (RBI)



Ministry of New & Renewable Energy's Dedicated Financing Entity

- 75% owned by Government of India
- Awarded Navratna Central Public Sector Enterprise by DPE
- Implementation / Nodal agency for several prominent MNRE schemes



Performance Track Record

- Includes Credit Ratings namely from ICRA, Care, India Ratings, Acuite of AAA (Stable)
- BBB-(Stable) International rating by S&P global
- Rated 'Excellent' as per MOU with MNRE for FY21 to FY24



Committed to High Standards of Corporate Governance

- Published FY24 annual audited results in 19 days & Q3 FY25 audited results in 9 days - fastest in India's Banking & NBFC space
- Awarded Gold in "Corporate Governance" & "CSR & Sustainability" at the 14th PSE Excellence Awards 2024
- Awarded "CMD of the Year" under "Miniratna Category" at the 13th PSE Excellence Awards 2023

Sectors served | Presence across RE sectors with a comprehensive suite of products & services from construction to commissioning



Traditional RE technologies



Solar



Biomass & Cogeneration



Hydro



Waste to Energy



Wind



Ethanol



Transmission



Energy Efficiency & Conservation



Emerging RE technologies



Battery Storage System



Pumped Storage Hydro



Electric Vehicle & Charging Infra



Smart Meters



Green hydrogen & Derivatives



RE Component Manufacturing



Products offered from conceptualization to commissioning



Project Term Loans



Project Specific Loan



Refinancing of Loans



Loan Syndication



Top-up loans



Payment on order instruments



Loans against Securitization of future cashflows



Letter of comfort/Letter of undertaking



Guarantee assistance scheme to RE suppliers, developers, manufacturing & EPC contractors for bid security

Journey so far | IREDA has grown from strength to strength since its inception in 1987

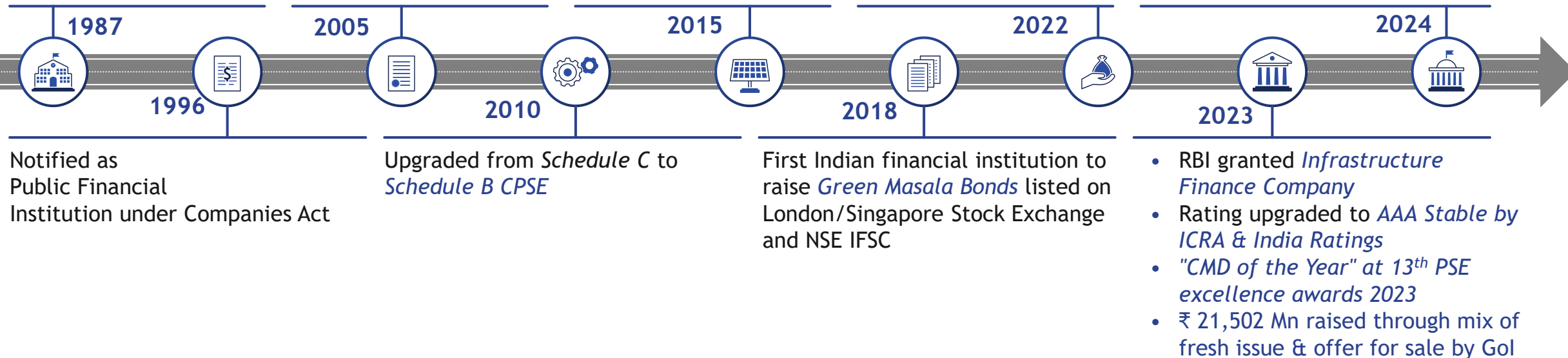
Incorporated as a dedicated Financial Institution under erstwhile Department of Non-Conventional Energy Sources, Ministry of Energy, Gol

ISO certification by Bureau of Indian standards (BIS)

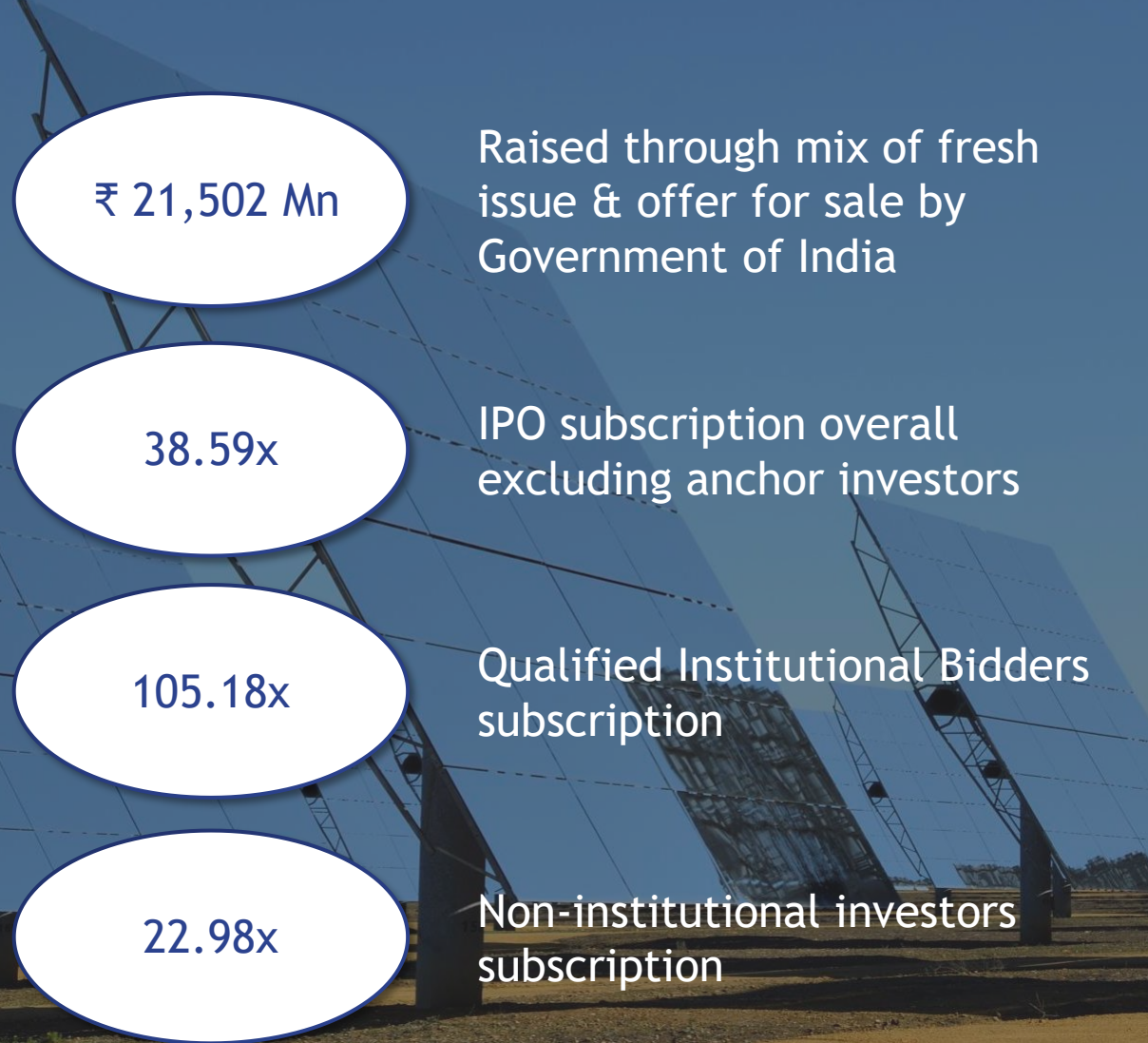
Conferred *Miniratna (Category-I)* Status by MNRE

- Equity infusion of ₹15,000 Mn by Gol
- Received award for *Best performing NBFC for highest Loan Sanctions and Disbursements in 2021-22 in the RE Sector* by AREAS

- *Navratna Status* by DPE
- *BBB-(Stable)* from S&P global
- *Gold in "Corporate Governance" & "CSR & Sustainability"* at the 14th PSE Excellence Awards 2024
- Completed setup of Wholly Owned Subsidiary at IFSC-GIFT City

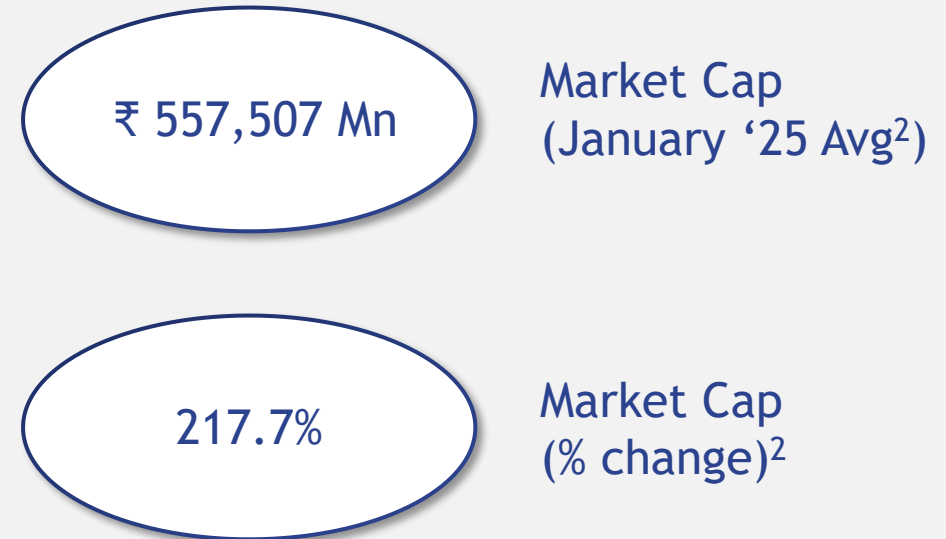


Shareholder Value Creation | Successful IPO listing in Nov'23...



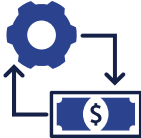




...as well as ranked 2nd highest value-creator in India by ET¹

Only PSU in the list of Top 5 value creators in India



1. Economic Times; 2. Market capitalization and % change calculated as per NSE historical share price data - January'25 average calculated from January 1 to January 28, 2025; % change calculated based on closing price as on date of listing

9MFY25 Highlights | Multiple exceptional achievements by IREDA in the current year

Business Size and Growth ¹	Profitability ²	Asset Quality	Borrowings	Capital Structure ¹
				
<p>₹ 689,596 Mn Gross Loan Portfolio (~36% YoY growth)</p>	<p>2.70% NIM</p>	<p>~87% % Secured Loans</p>	<p>₹ 579,306 Mn Total Borrowings¹</p>	<p>₹ 98,421 Mn Net worth</p>
<p>₹ 310,868 Mn Sanction (~129% YoY growth)</p>	<p>₹ 11,968 Mn PAT (~31% YoY growth)</p>	<p>1.50% Net NPA</p>	<p>5.72% Cost of Funds²</p>	<p>19.63% CRAR</p>
<p>₹ 172,361 Mn Disbursement (~41% YoY growth)</p>	<p>1.76% / 13.01% RoA / RoE</p>	<p>~73% % portfolio in RE generation projects which are already commissioned</p>	<p>AAA/Stable Credit Rating from ICRA, Care, India Ratings, Acuite</p>	<p>5.89 times Gearing Ratio</p>

1. As on December 31, 2024; 2. Not annualized for FY25

A large solar farm with rows of solar panels tilted at an angle against a clear blue sky. The panels are supported by metal structures and are arranged in a grid pattern. The ground is dry and brown. The text "Performance Highlights" is overlaid in white on the lower part of the image.

Performance Highlights

Performance Highlights

1 Business growth & financial performance

- 1A Large India RE market | Track record of growth | Diversified asset book | High-quality assets | Stable profitability
- 1B Stable capital profile | Access to cost-effective long-term sources of borrowing | Judicious liability management

2 Comprehensive appraisal & efficient monitoring & recovery

- 2A Comprehensive data-based credit appraisal process | Risk-based pricing
- 2B Efficient post-disbursement project monitoring and recovery processes

3 Competitive Strengths

- 3A Strategic role in Government of India initiatives in the Renewable Energy sector
- 3B Digitized processes with presence across India for operational scalability & borrower centricity
- 3C Cycle tested Board & Management Team with in-depth Sector Expertise

Performance Highlights

1 Business growth & financial performance

- 1A Large India RE market | Track record of growth | Diversified asset book | High-quality assets | Stable profitability
- 1B Stable capital profile | Access to cost-effective long-term sources of borrowing | Judicious liability management

2 Comprehensive appraisal & efficient monitoring & recovery

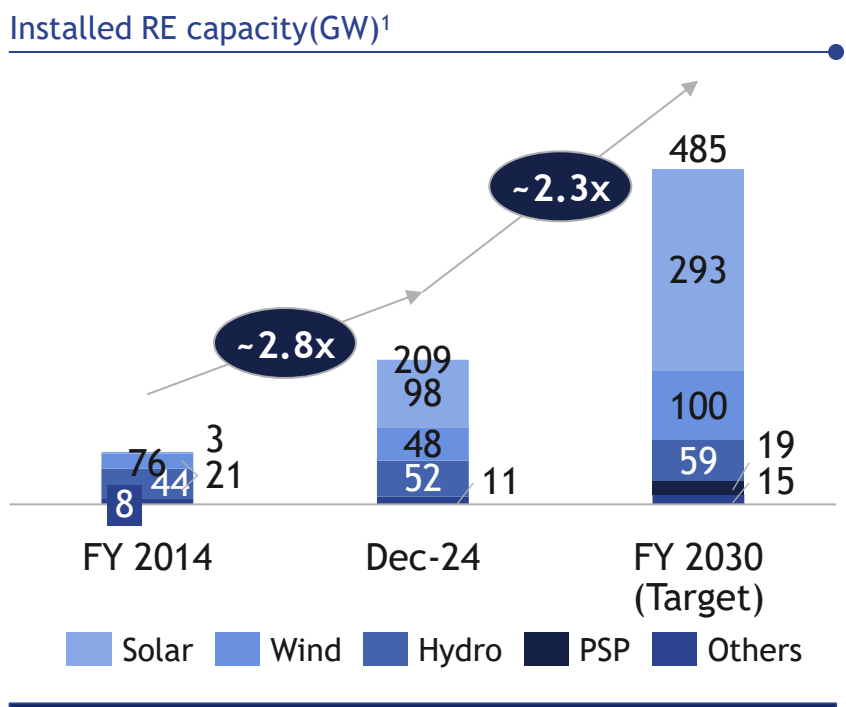
- 2A Comprehensive data-based credit appraisal process | Risk-based pricing
- 2B Stable capital profile | Efficient post-disbursement project monitoring and recovery processes

3 Competitive Strengths

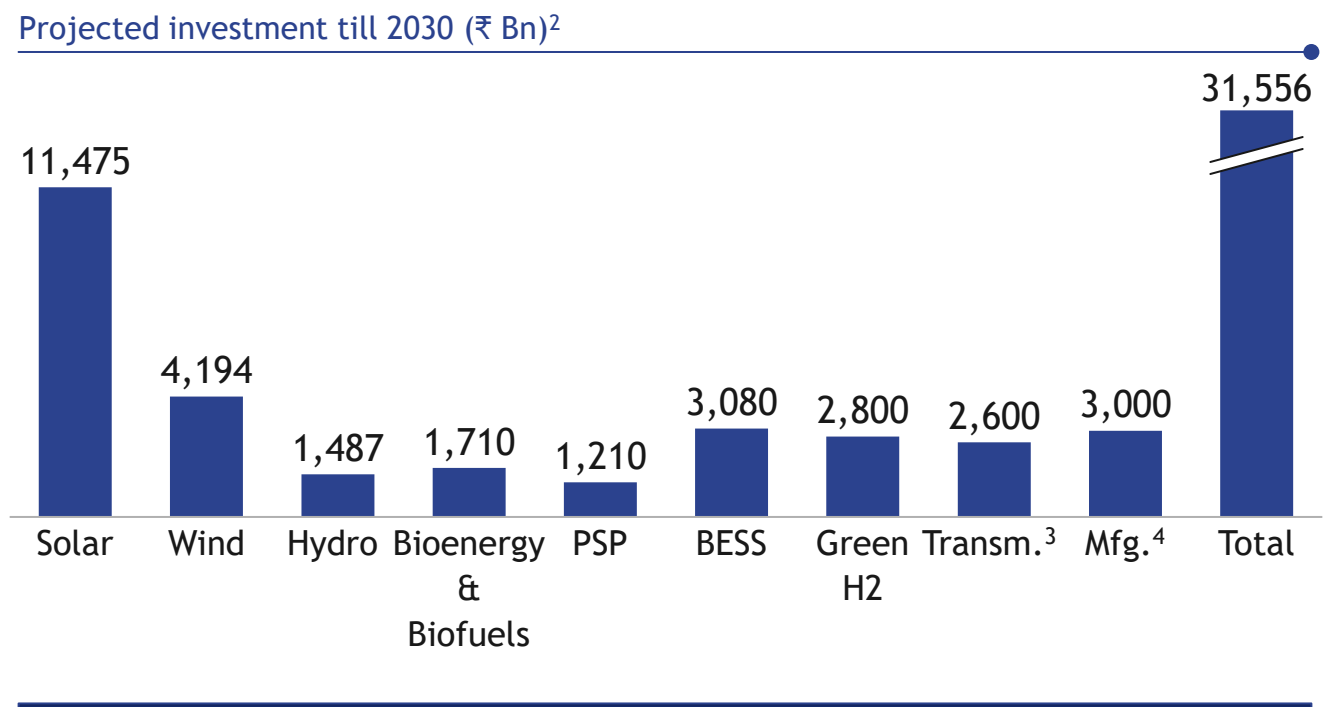
- 3A Strategic role in Government of India initiatives in the Renewable Energy sector
- 3B Digitized processes with presence across India for operational scalability & borrower centricity
- 3C Cycle tested Board & Management Team with in-depth Sector Expertise

1A Large India RE market

India's RE installed capacity has grown by ~2.8x in the last decade & further targeted to grow by 2.3x by 2030 ...



... with an expected required investment of over ₹ 31,550 Bn across RE sectors till 2030



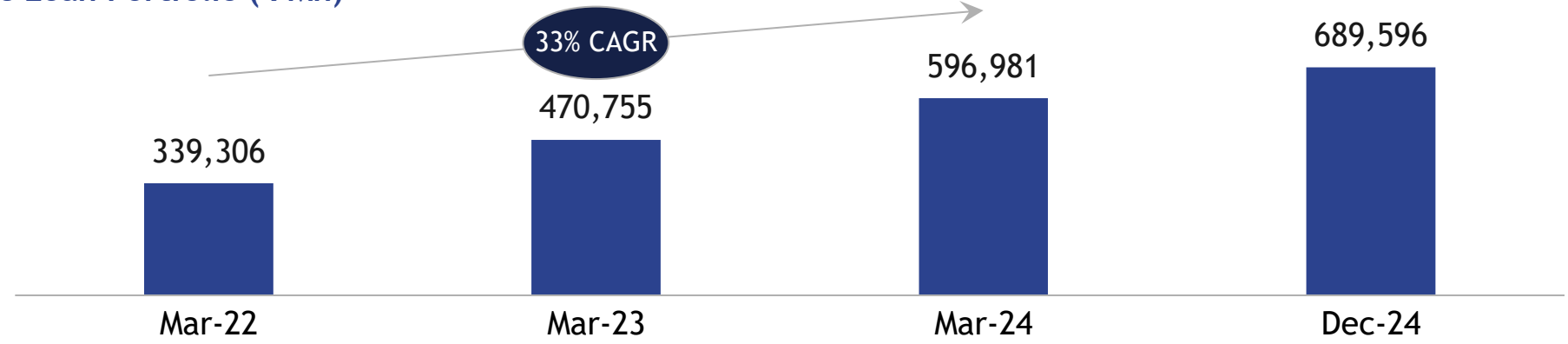
FY26E MNRE budget allocation is at INR 265 bn, a 50%+ increase, vs FY25 revised estimate of INR 179 bn

1. Central Electricity Authority 2. Economic Survey of India 2024 3. Transmission 4. RE Manufacturing (Includes Solar Modules, Wind Turbines & Hydrogen Electrolyzer)
Abbreviations: PSP: Pumped Storage Projects; BESS: Battery Energy Storage Systems; Green H2: Green Hydrogen & its derivatives

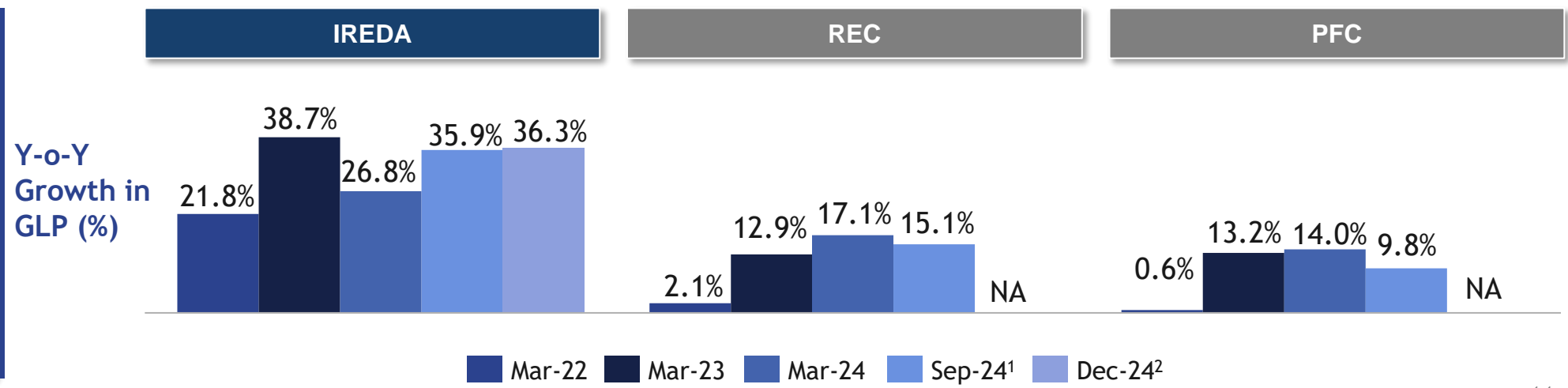
1A Track record of growth

Consistent Growth in Gross Loan Portfolio

Gross Loan Portfolio (₹ Mn)



Faster growth in Gross Loan Portfolio vs. Peers

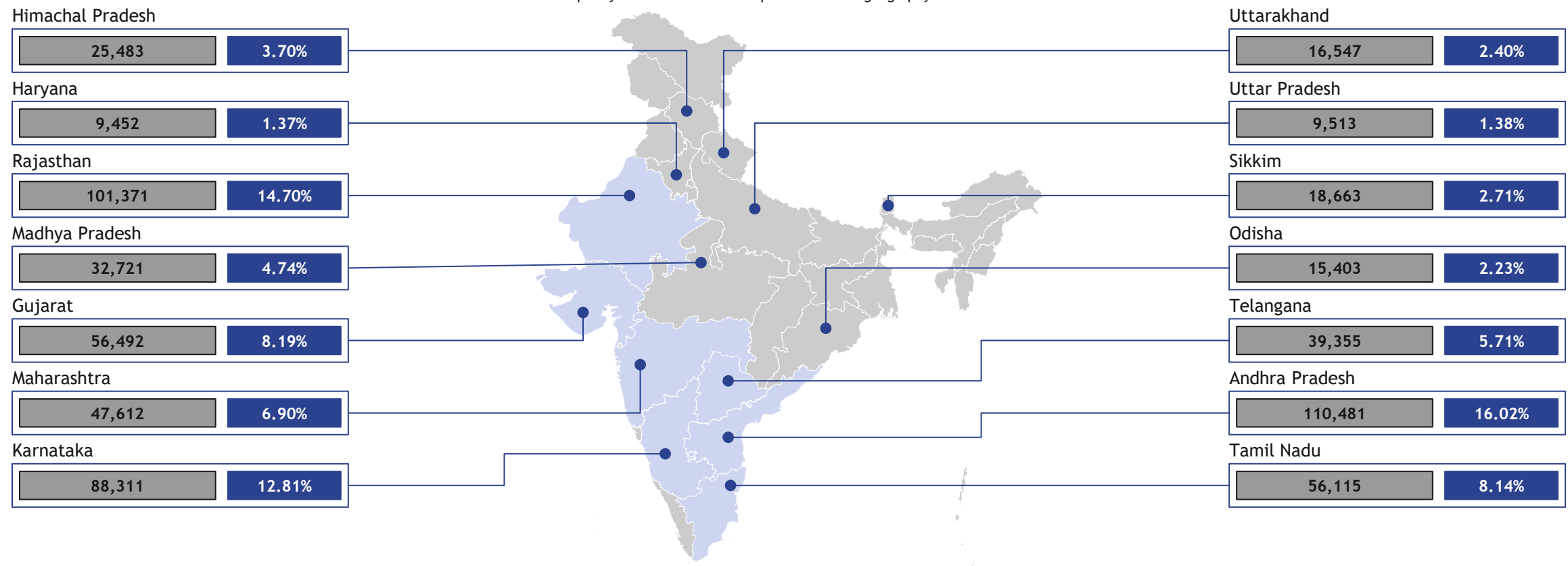


Source: Company filings for PFC & REC; Internal data for IREDA; 1. Growth calculated based on Sep'23 loan assets; 2. Growth calculated based on Dec'23 loan assets

Diversified asset book (1/2)- geographically diversified

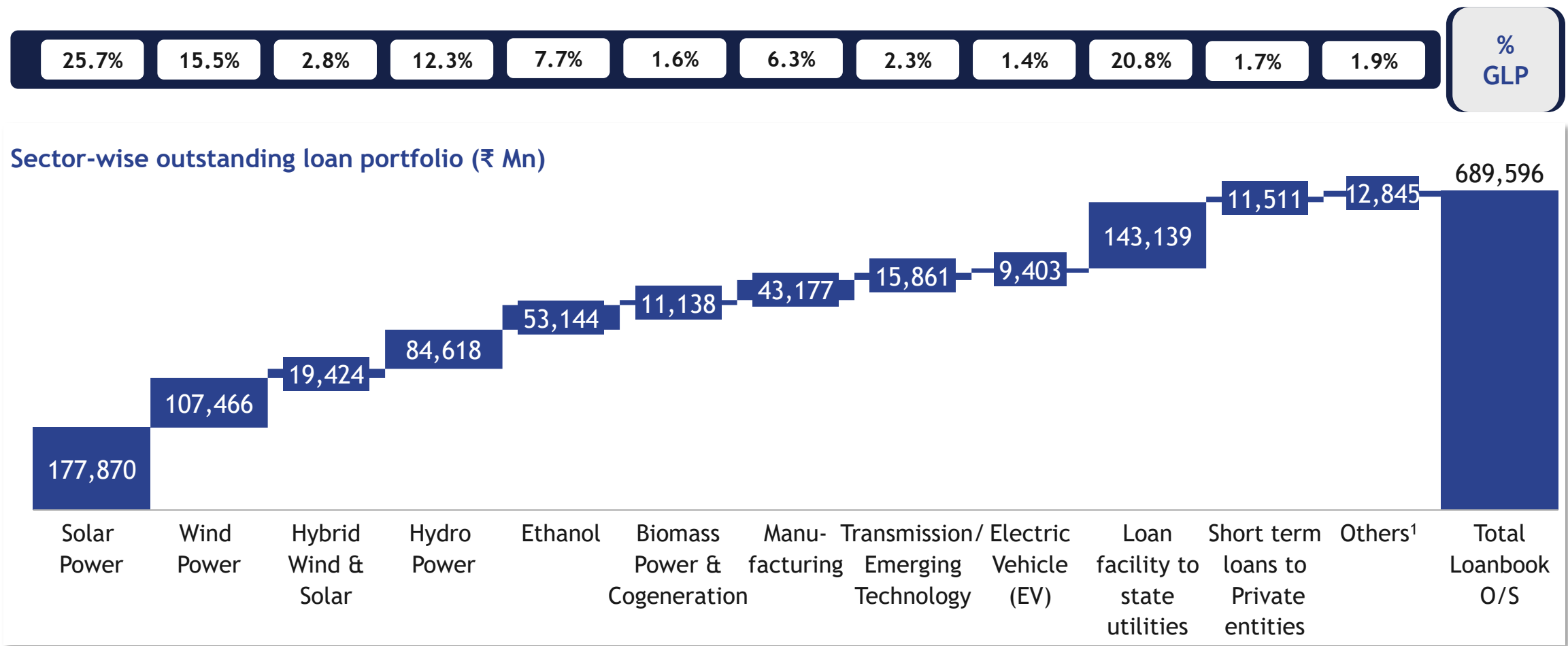
States with more than 5% share in Gross Loan Portfolio Loans outstanding¹ as of Dec 31, 2024 (in ₹ Millions) Percentage of Gross Loan Portfolio

Above map may not be an accurate representation of geography of India



Loans outstanding stated are for states with >1.0% of gross loan portfolio; Loans outstanding also include ₹ 62,077 Mn (9.00% of Gross Loan Portfolio) representing multiple states including Arunachal Pradesh, Assam, Bihar, Chhattisgarh, Delhi, Jammu & Kashmir, Jharkhand, Kerala, Ladakh, Manipur, Puducherry, Punjab and West Bengal; where projects are spread across multiple states, and where parts of the project are located across territories such that it is not possible to attribute the project to one state

Diversified asset book (2/2)- sectorally diversified

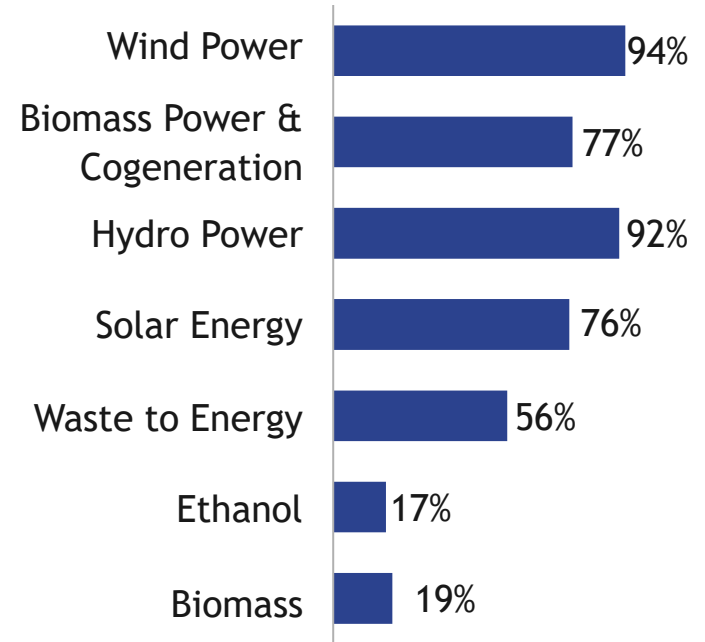


Data as on Dec 31, 2024 1. Others includes Waste to Energy, Energy Efficiency & Conservation, Biomass (Briquetting, Gasification & Methanation from Industrial Effluents), Guaranteed Emergency Credit Line, and National Clean Energy Fund

High-quality assets

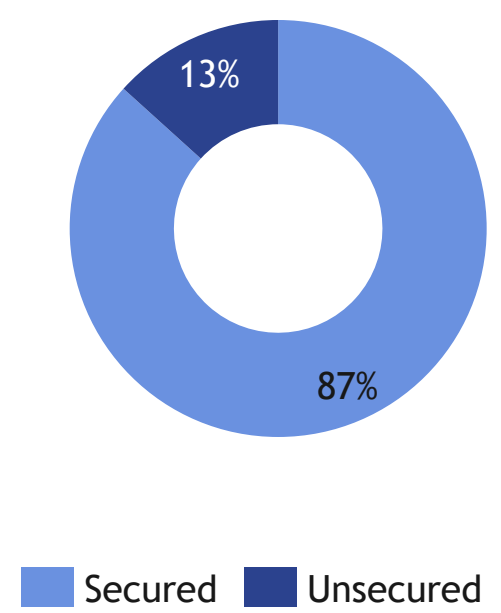
73% of loan portfolio in RE generation projects¹ already commissioned

Share of commissioned projects across assets as % of Outstanding loans



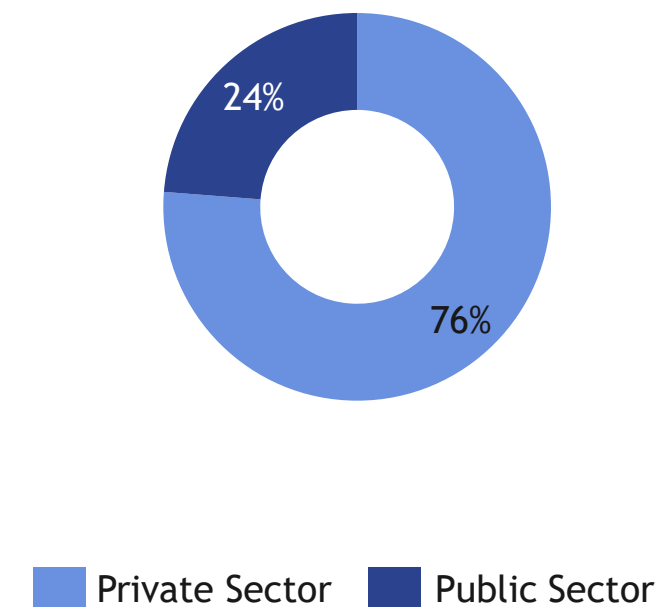
87% of Gross Loan Portfolio secured

Share of secured projects as % of Outstanding loans



76% of loans provided to private sector entities

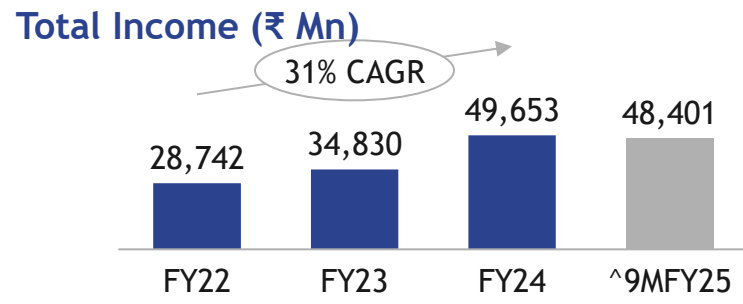
Share of private sector projects as % of Outstanding loans



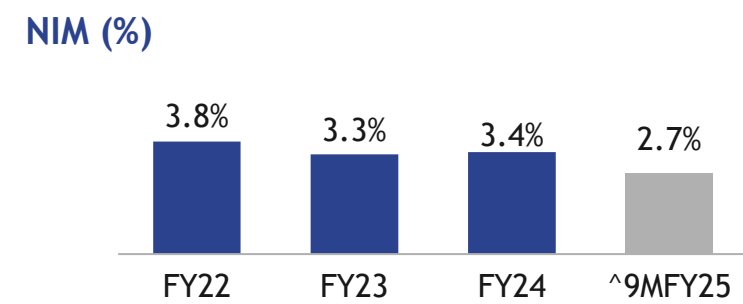
1. Loans to State Utilities, Short term loans to private entities, E-mobility, Energy efficiency & conservation, Manufacturing, Transmission, amongst others are not included under generation projects

Stable Profitability

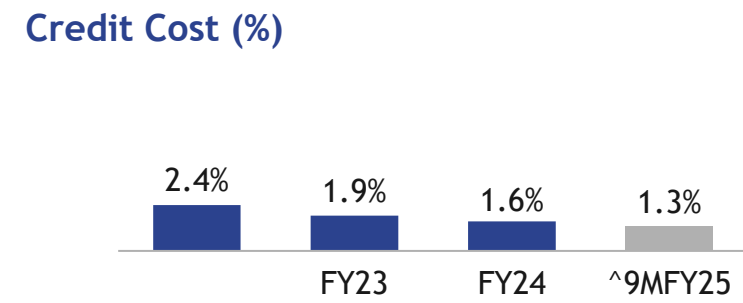
Growing Total Income...



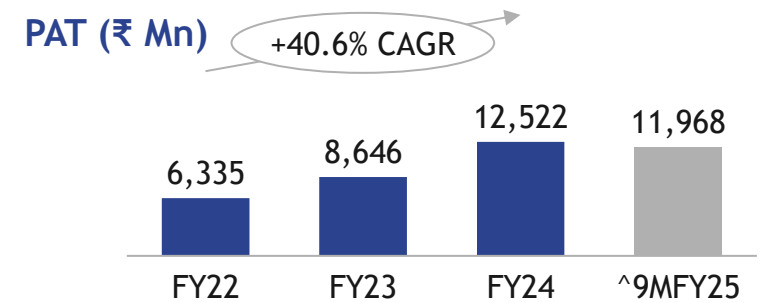
...with range-bound NIMs...



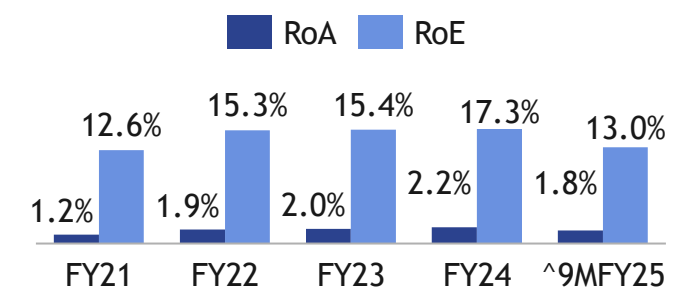
...And Declining Credit Costs



Leading to growing PAT...



...And improving Returns

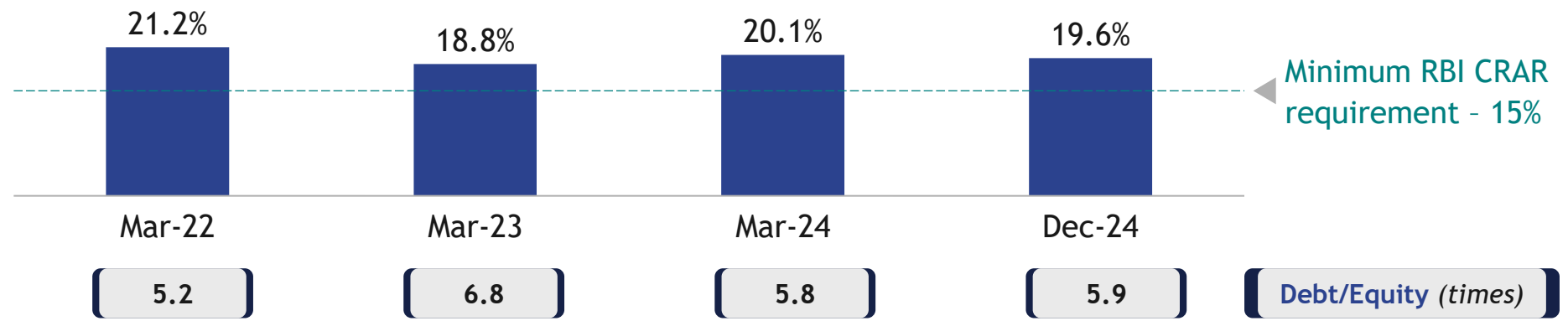


^Not annualized; NIM: Net Interest Income divided by average interest-earning assets, in %; Cost-to-Income: Total expenses for the period divided by total income for the period, in %; Credit Costs: Total NPA Provisions and write-offs (excluding provision for contingencies/standard assets) divided by average GLP outstanding, during the period in %

1B Capital profile meeting RBI guidelines

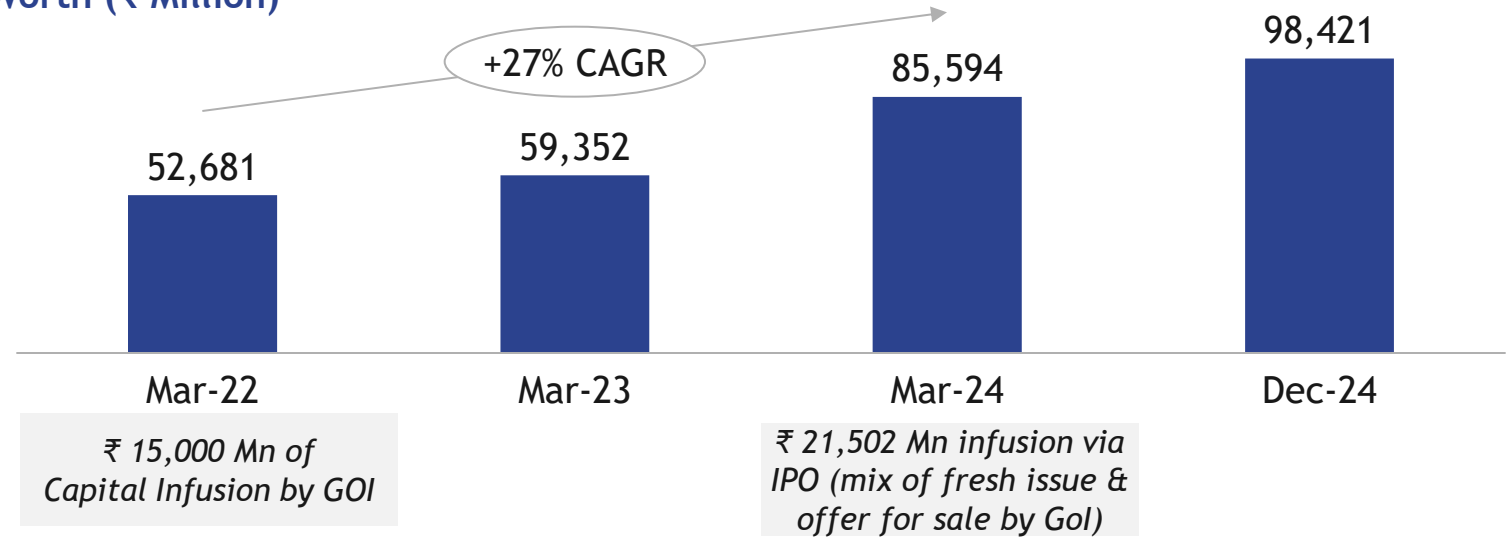
CRAR above minimum RBI requirement

Capital to Risk-weighted Assets Ratio (%)



Consistent increase in Net Worth

Net Worth (₹ Million)



Access to cost-effective long-term sources of borrowing

Low cost of funds...

Average cost of borrowing (%)



...enabled by key strengths for IREDA



BBB- (Stable) Global Rating by S&P Global; AAA (Stable) domestic rating from ICRA, India Ratings-IND, Brickwork, CARE & Acuite



Relationships with multinational and bilateral financing institutions



MoUs with leading banks, financial institutions and other leading PSUs



Experience in raising funds via Green Bonds, Masala Bonds, & Tax-free bonds

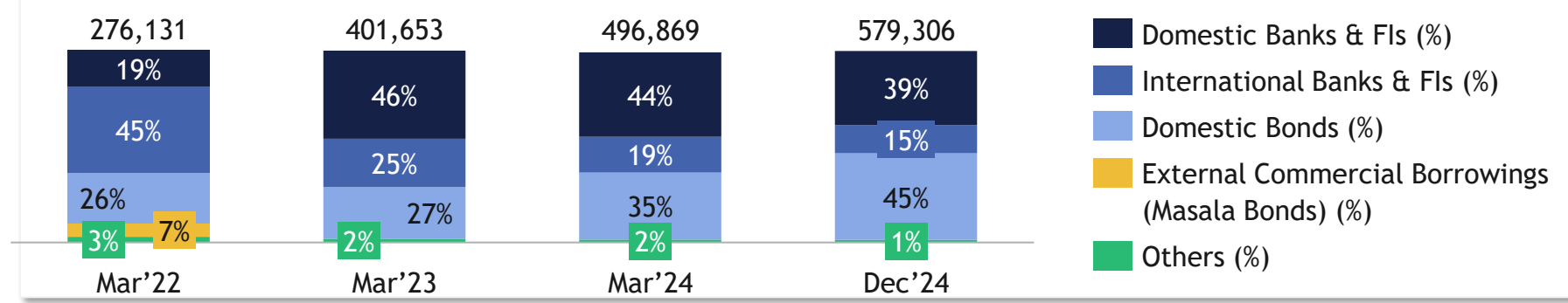
^Not annualized

Judicious approach towards liability management

Liquidity Risk Management

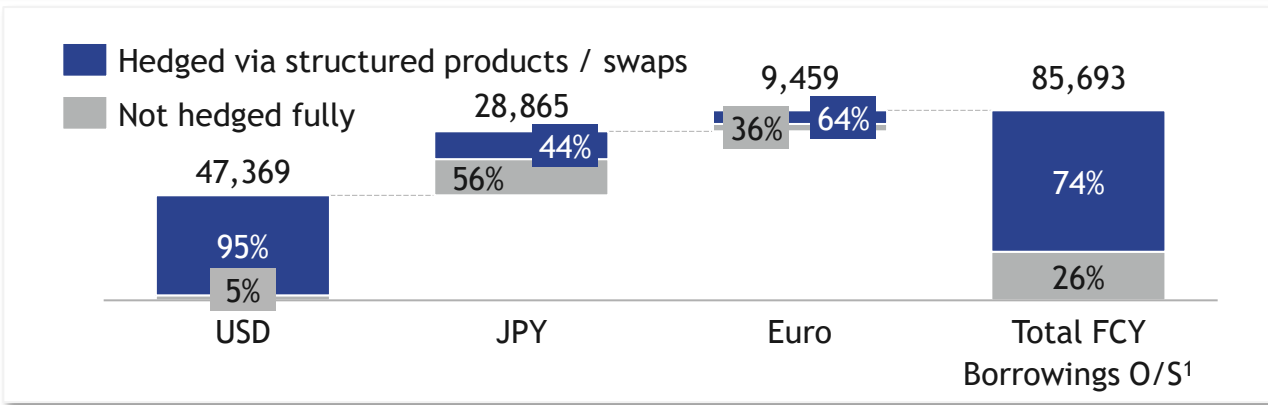
Diversified borrowing sources across Domestic banks, International Fls & Bonds

Total Outstanding (O/S) Borrowings (₹ Mn) & split by source (%)



Foreign Exchange & Derivative Risk Management

74% of O/S FCY borrowings are fully hedged via Structured Products /SWAPs
Further, ~5% of O/S FCY Borrowings are partially hedged



Interest Rate Risk Management

72% of O/S Borrowings are fixed rate

- 73% of INR borrowings are fixed rate
- 66% of FCY borrowings are fixed rate

Performance Highlights

1 Business growth & financial performance

- 1A Large India RE market | Track record of growth | Diversified asset book | High-quality assets | Stable profitability
- 1B Stable capital profile | Access to cost-effective long-term sources of borrowing | Judicious liability management






2 Comprehensive appraisal & efficient monitoring & recovery

- 2A Comprehensive data-based credit appraisal process | Risk-based pricing
- 2B Efficient post-disbursement project monitoring and recovery processes

3 Competitive Strengths

- 3A Strategic role in Government of India initiatives in the Renewable Energy sector
- 3B Digitized processes with presence across India for operational scalability & borrower centricity
- 3C Cycle tested Board & Management Team with in-depth Sector Expertise

Comprehensive data-based credit appraisal process and risk-based pricing

	Risk informed appraisal	Appraisal informed by understanding of high sensitivity risks impacting each RE sector and project type
	Over 37 years of appraisal experience	Information & experience of industry performance across parameters such as OEM, EPC and O&M performance, Technology utilization, etc.
	Proprietary Credit Risk Rating System	7 key risks areas captured to yield project risk rating- incld. Permitting risk, execution risk, offtake risk, sponsor risk, generation risk, operating risk, project funding & financial risk
	Multiple internal checks	<p>3 step internal validation leading upto sanction</p> <ul style="list-style-type: none"> • Internal Screening committee (includes Chief Risk Officer) to assess viability of loan proposal • Independent Financial concurrence to validate project viability model compliances & other relevant documentation • Final approval by Sanctioning authority
	Site Visits	Site visits by IREDA officers & independent engineer to assess on-ground progress at various stages of implementation

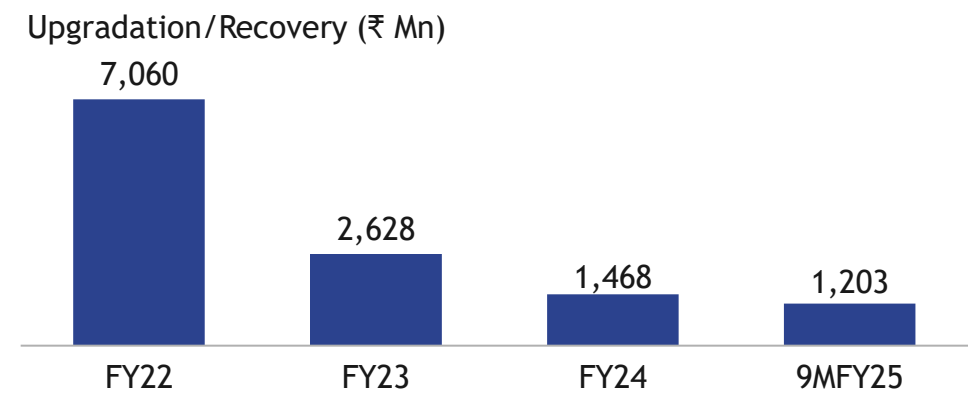
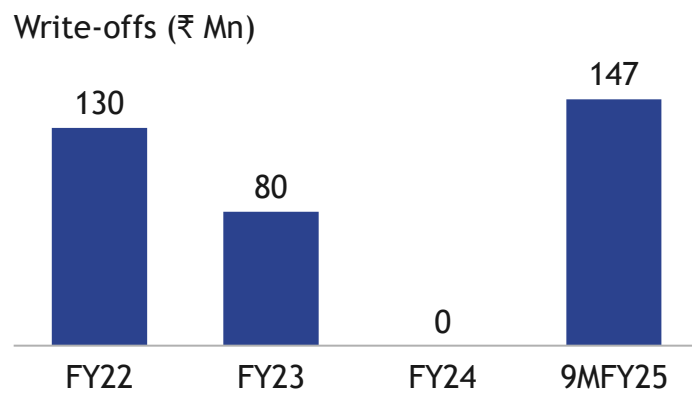
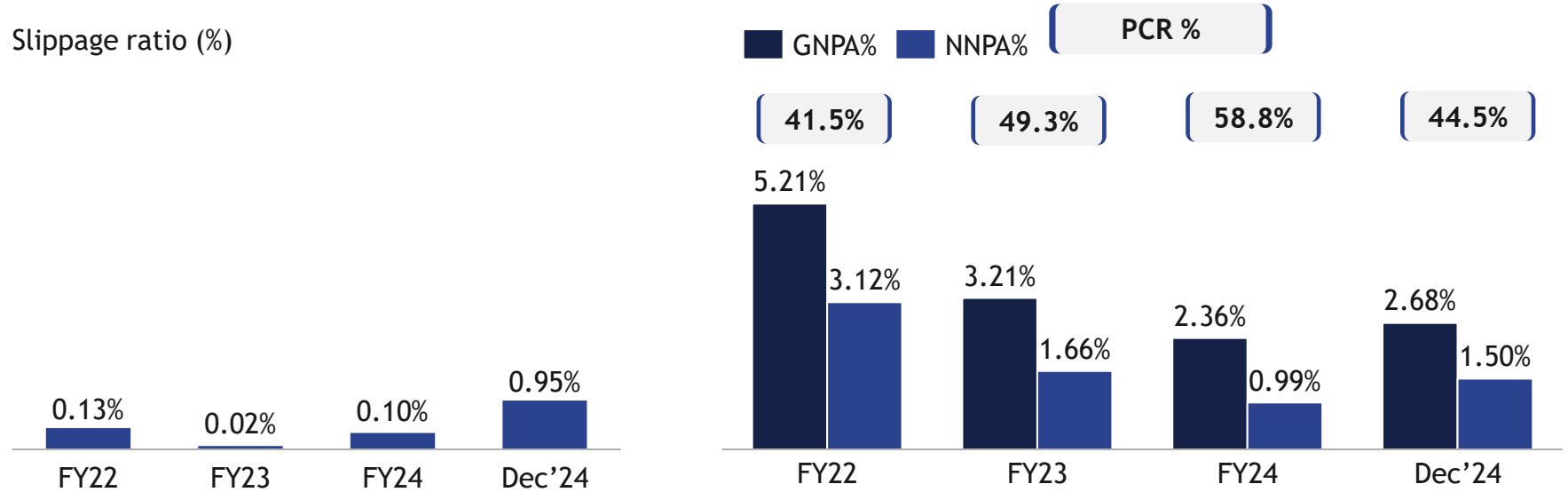
Efficient post-disbursement project monitoring and recovery processes

Proactive monitoring minimizing slippage & improving asset quality

- PLF/CUF
- Balance/Transaction review for TRA & DSRA accounts
- Any changes in Guarantor Net worth
- Compliances with security conditions

Multiple resolution frameworks pursued to maximize recovery

- One-time settlement
- Legal action before NCLT or DRT under SARFAESI
- Restructuring



Data as on December 31, 2024; Slippage Ratio: Fresh accretion of NPAs during the period divided by Term Loans Outstanding—Stage 1 & 2 (Standard), at the beginning of period in %
 PLF: Plant Load Factor, CUF: Capacity Utilization Factor, TRA: Trust and Retention Account, DSRA: Debt Service Reserve Account;

Performance Highlights

1 Business growth & financial performance

- 1A Large India RE market | Track record of growth | Diversified asset book | High-quality assets | Stable profitability
- 1B Stable capital profile | Access to cost-effective long-term sources of borrowing | Judicious liability management

2 Comprehensive appraisal & efficient monitoring & recovery

- 2A Comprehensive data-based credit appraisal process | Risk-based pricing
- 2B Efficient post-disbursement project monitoring and recovery processes

3 Competitive Strengths

- 3A Strategic role in Government of India initiatives in the Renewable Energy sector
- 3B Digitized processes with presence across India for operational scalability & borrower centricity
- 3C Cycle tested Board & Management Team with in-depth Sector Expertise

Strategic role in GOI initiatives in the Renewable Energy sector

Implementing agency



National Programme on High Efficiency Solar PV Modules under the Production Linked Incentive Scheme (Tranche I)



CPSU Scheme Phase-II for setting up 12,000 MW grid-connected solar PV power projects



Solar and wind GBI Schemes



National Clean Energy Fund Refinancing Scheme

Central Nodal agency



Programme on Energy from Urban, Industrial and Agricultural Wastes/Residues, as part of the National Bioenergy Programme (Phase I)



Schemes to Support Manufacturing of Briquettes and Pellets and Promotion of Biomass (non-bagasse)

Advantages conferred due to regular & structured interaction with Govt. of India



Access to potential Business opportunities



Deep understanding of schemes and policies



Ability to appraise project risk from a policy & regulatory perspective

Digitized processes with presence across India for operational scalability & borrower centricity

Tech enabled processes

Online Loan Application
Digital process for loan applications
Pre & post-disbursement documentation

Customer Portal
To track real-time application progress
To see any outstanding tasks or next steps

360-degree ERP-enabled operations

Internal ERP System

- Finance & Accounts
- Loan origination & management system
- Liability management system
- Inventory management & project monitoring
- Credit risk rating system
- Legal, and environmental & social screening

Unlock operational efficiencies & create data backed insights

Physical Presence Across India¹

Delhi
Guwahati
Bhubaneswar
Mumbai
Hyderabad
Bengaluru
Chennai

Branches
On-ground personnel
Corporate office (Registered office and Business centre)

Ease of access for customers

Periodic Stakeholder Meets

Direct connect with IREDA leadership across physical & virtual modes




Transparency & insights for product refresh


1. Data as on December 31, 2024

Cycle-tested Board & Management Team with in-depth sector expertise

Senior Management and Board of Directors



Shri Pradip Kumar Das
Chairman & Managing Director
30+ years of exp.




Dr. Bijay Kumar Mohanty
Director (Finance) & CFO
25+ years of exp.



Shri Padam Lal Negi
Government Nominee Director
30+ years of exp




Smt. Ekta Madan
Company Secretary & Compliance Officer
15+ years of exp



Dr. Jaganath Chennakeshava Murthy Jodidhar
Independent Director



Shri Ram Nihal Nishad
Independent Director



Smt. Rohini Rawat
Independent Director

Professionally Qualified Employee Base

26-31 years Average range of work experience of the Management in Banking Finance, Power, and Renewable Energy

>28 years Average work experience of Department Heads

>19 years Average work experience of Employees

~88% % of total employees who are professionally qualified with Engineering, Finance, Legal, HR, Risk & IT backgrounds

>27% % of female representation in total workforce

Campus recruitment from institutions such as IITs, IIMs, XIMB

An aerial photograph of a winding asphalt road that curves through lush, green, rolling hills. The road has a double yellow line in the center and a white line on the edge. A small, dark-colored car is driving away from the viewer on the road. The hills are covered in dense vegetation, and the background shows more distant, hazy mountain ranges under a cloudy sky. The overall scene conveys a sense of a journey through a scenic, natural landscape.

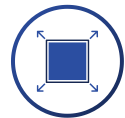
Way Forward

Maintain our leadership in traditional RE sectors & enhance presence in new and emerging green technologies

Strategy



Form partnerships with banks to enable consortium financing to support large-sized loans



Develop evolved understanding of material risks for emerging RE sectors



Invest in capability development of employees



Early movers in financing emerging RE sectors

Initial Achievements



MoUs signed for co-lending & co-origination of RE projects with leading banks, financial institutions and other leading PSUs



Dedicated business development and appraisal team already in place



2,081 training man-days completed in FY23-FY24 and multiple global forum engagements



Sanctioned loans for Green Ammonia, Smart Meters, EV fleet, EV charging infra & Pumped Hydro projects

ENERGY FOR EVER



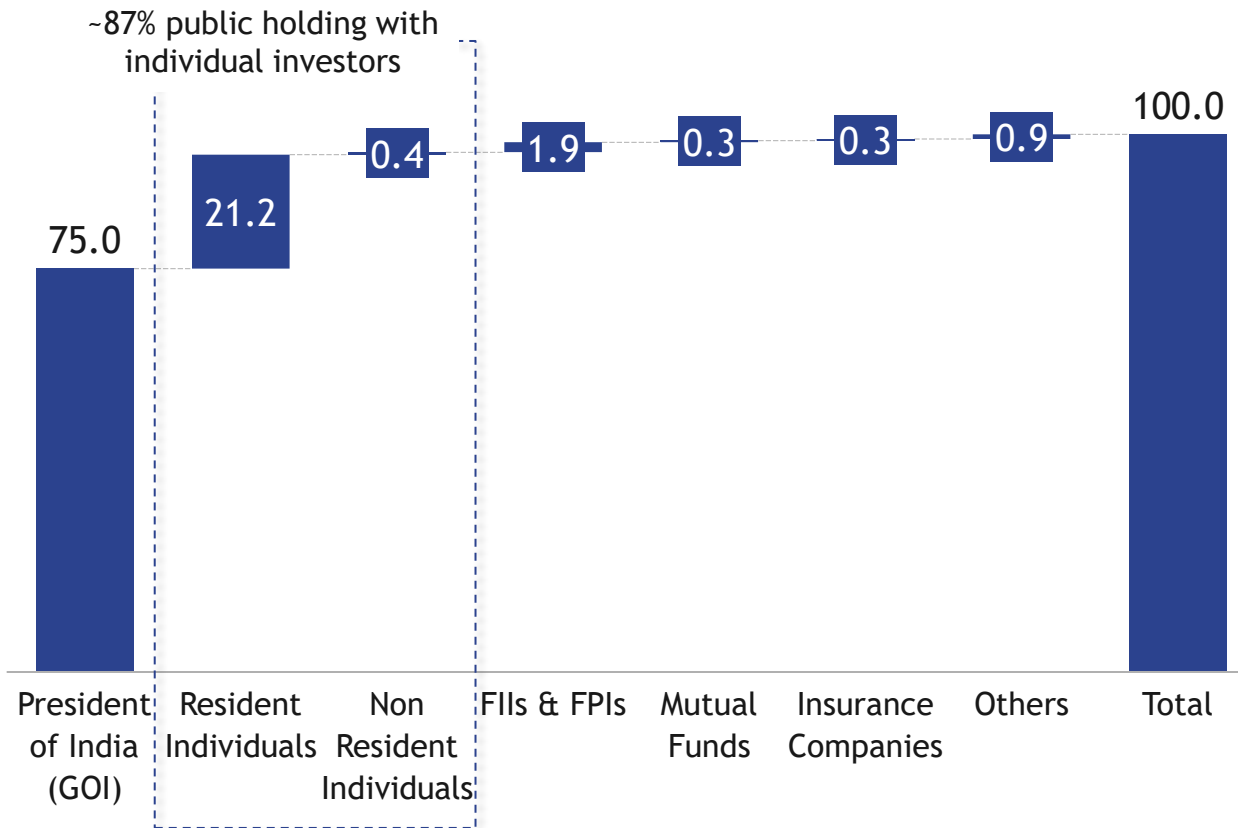
**इरेडा
IREDA**

ONCE IREDA ALWAYS IREDA
(A Navratna CPSE)

Appendix

Shareholding pattern | 75% holding with GoI & 25% with investors; >85% of the public holding with retail investors

Split of shareholding amongst investor segments (%)
as on 31st Dec 2024



Shareholders as on 31 st Dec 2024	% Holding
President Of India (GoI)	75.00%
Resident Individuals	21.24%
Vanguard Total International Stock Index Fund	0.35%
Vanguard Emerging Markets Stock Index Fund	0.33%
Government Pension Fund Global	0.28%
Societe Generale - Odi	0.21%
Vanguard Fiduciary Trust Company Institutional Total International Stock Market Index Trust II	0.18%
ICICI Prudential Life Insurance Company Limited	0.12%
HDFC Mutual Fund - HDFC Multi Cap Fund	0.10%
American Century ETF Trust- Avantis Emerging Markets Equity ETF	0.06%
Life Insurance Corporation of India	0.05%
Vanguard FTSE All-World Ex-US Index Fund	0.05%
Others	2.03%

Summary Statement of Assets & Liabilities (Standalone)

Particulars	As at December 31, 2024	As at March 31, 2024	As at March 31, 2023	As at March 31, 2022
Assets				
Financial assets				
(a) Cash and cash equivalents	2,219.75	742.13	1,384.50	1,311.75
(b) Bank balance other than (a) above	11,186.37	6,616.72	8,162.41	3,955.19
(c) Derivative financial instruments	5,172.43	4,837.85	5,740.52	3,983.30
(d) Trade receivables	53.35	60.17	50.13	45.27
(e) Loans	680,458.15	587,750.89	4,62,269.23	3,31,744.48
(f) Investments	7,590.82	993.39	993.03	992.68
(g) Other financial assets	321.49	254.21	318.06	318.21
Total	707,002.36	601,255.36	4,78,917.88	3,42,350.88
Non-financial assets				
(a) Current tax assets (net)	1,809.22	1,554.07	1,439.24	1,298.45
(b) Deferred tax assets (net)	3,478.63	2,894.43	3,010.02	3,220.59
(c) Property, plant and equipment	2,012.37	2,063.95	2,128.43	2,301.06
(d) Capital work-in-progress	-	-	1,392.63	1,283.33
(e) Right of use asset	1,450.08	1,498.85	158.58	176.53
(f) Other non-financial assets	16,890.49	16,737.53	17,423.24	16,453.21
Total	25,640.79	24,748.83	25,552.14	24,733.17
Total assets	732,643.15	626,004.19	5,04,470.02	3,67,084.05
Liabilities and equity				
Liabilities				
Financial liabilities				
(a) Derivative financial instruments	368.26	2,080.19	1,514.69	1,825.75
(b) Payables				
(i) Total outstanding dues of micro enterprises and small enterprises	-	10.29	2.53	6.23
(ii) Total outstanding dues of creditors other than micro enterprises and small enterprises	9.11	62.75	42.50	45.47
(c) Debt securities	262,980.31	177,136.11	1,08,432.83	92,291.39
(d) Borrowings (other than debt securities)	309,831.12	313,238.36	2,86,726.64	1,77,346.75
(e) Subordinated liabilities	6,494.75	6,494.12	6,493.33	6,492.60
(f) Other financial liabilities	24,981.11	13,402.99	13,354.34	8,355.99
Total (a)	604,664.66	512,424.81	4,16,566.86	2,86,364.18
Non-financial liabilities				
(a) Provisions	11,079.17	9,911.10	11,181.58	10,559.66
(b) Other non-financial liabilities	18,478.48	18,074.02	17,369.88	17,479.08
Total (b)	29,557.65	27,985.12	28,551.46	28,038.74
Equity				
(a) Equity share capital	26,877.65	26,877.65	22,846.00	22,846.00
(b) Other equity	71,543.19	58,716.61	36,505.70	29,835.13
Total (c)	98,420.84	85,594.26	59,351.70	52,681.13
Total liabilities and equity	732,643.15	626,004.19	5,04,470.02	3,67,084.05

Summary Statement of Profit & Losses

S.No	Particulars	For nine-month ended December 31, 2024	Year ended March 31, 2024	Year ended March 31, 2023	Year ended March 31, 2022
I	Revenue from operations				
i)	Interest income	47,142.54	48,224.05	33,738.27	27,132.21
ii)	Fees and commission income	671.55	600.09	373.33	1,063.86
iii)	Net gain/ (loss) on fair value changes on derivatives	97.57	(112.55)	124.28	(14.73)
iv)	Other operating income	471.10	927.77	583.87	417.65
	Total revenue from operations (I)	48,382.76	49,639.36	34,819.75	28,598.99
II	Other income	18.00	13.55	10.69	142.56
III	Total income (I+II)	48,400.76	49,652.91	34,830.44	28,741.55
IV	Expenses				
i)	Finance cost	30,373.08	31,641.02	20,884.38	15,872.51
ii)	Net translation/transaction exchange loss	422.24	(165.28)	240.26	458.90
iii)	Impairment on financial instruments	1,077.86	(627.17)	665.79	1,798.99
iv)	Employee benefits expenses	602.18	713.19	630.93	588.18
v)	Depreciation, amortization and impairment	280.79	303.48	234.98	232.43
vi)	Others expenses	721.40	765.22	711.86	1,357.09
vii)	Corporate social responsibility expenses	184.81	215.07	69.74	95.06
	Total expenses (IV)	33,662.36	32,800.53	23,437.94	20,403.16
V	Profit/ (loss) before exceptional items and tax (III-IV)	14,738.40	16,852.38	11,392.50	8,338.39
VI	Exceptional items	-	-	-	-
VII	Profit/ (loss) before tax (V-VI)	14,738.40	16,852.38	11,392.50	8,338.39
VIII	Tax expense				
	(i) income tax	3,311.85	4,130.31	2,531.73	3,111.96
	(ii) deferred tax	(541.65)	199.79	214.48	(1,108.83)
IX	Share of profit/ (loss) in associate	-	-	-	-
X	Profit/ (loss) for the period from continuing operations (VII-VIII+IX)	11,968.20	12,522.28	8,646.29	6,335.26
XI	Profit/ (loss) for the period	11,968.20	12,522.28	8,646.29	6,335.26

Key Financial Ratios

Particulars	For nine-month ended December 31, 2024	Year ended March 31, 2024	Year ended March 31, 2023	Year ended March 31, 2022
Yield on Term Loans (%)	7.51%	9.33%	8.44%	9.14%
Cost of Funds (%)	5.72%	7.01%	6.23%	6.41%
Interest Spread (%)	1.79%	2.32%	2.21%	2.73%
Net Interest Margin (%)	2.70%	3.40%	3.32%	3.75%
Return on Assets (%)	1.76%	2.22%	1.98%	1.89%
Return on Equity (%)	13.01%	17.28%	15.44%	15.33%
Debt Equity Ratio	5.89x	5.80x	6.77x	5.24x
CRAR (%)	19.63%	20.11%	18.82%	21.22%
GNPA (%)	2.68%	2.36%	3.21%	5.21%
NNPA (%)	1.50%	0.99%	1.66%	3.12%
Provision Coverage Ratio (Stage III)	44.52%	58.80%	49.25%	41.45%