

Annexure B


3rd Annual Report for FY 20-21 for Green Bonds amounting to Rs. 7,000 Million

A. Indian Renewable Energy Development Agency Limited (IREDA), 3rd Floor, August Kranti Bhawan, Bhikaji Cama Place, New Delhi - 110066 ("Issuer") is submitting 3rd Annual Report for the bonds aggregating up to INR 7000 million issued in 2017 ("Green Bonds"). IREDA being a company into financing of renewable energy only, the raising of green bonds completely fit into its larger gamut of its work towards sustainability.

B. Utilization of Funds:

The funds have been fully allocated / reallocated for financing of renewable energy projects detail of which is as follows:

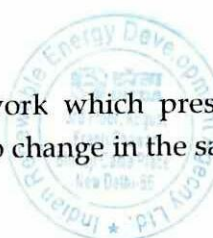
Sectors	Amount in INR Million
Solar (SPV)	4,043.20
Wind	2,956.80
Grand Total	7,000.00



Project wise detail at Annexure B1

C. Process for selection

- IREDA has internal Green Bond Framework which prescribes the process for selection of the projects. There has been no change in the said framework.



D. Management of proceeds


- Full amount of Rs. 7,000 million has been allocated/reallocated towards the green projects.
- Allocation has changed mildly since the last report owing to certain repayments in the allocated projects

E. Reporting

- The annual report shall be hosted on the website of IREDA under the section Investor Information : Compliance of bonds
- Besides the annual report for green bonds, IREDA releases the Financial Annual report of the company, which gives a comprehensive view on the company's operational and financial performance.
- The Green Bonds are conforming to the continuous disclosure requirements as per SEBI Circular CIR/IMD/DF/51/2017 dated May 30, 2017 in the following manner:

Clause No of Circular	Disclosure Requirement	Disclosures Made
2.3 (b) (i)	The list of projects/assets to which the proceeds of Green Debt Securities have been allocated/invested including the brief description of such projects/assets and the amounts disbursed	IREDA has confirmed the following in its Annual Report (i) the use of proceeds (project type and capacity (in MW) (ii) allocated amounts in the projects (in INR) (iii) management confirmation that the use of proceeds of the green bonds is in alignment with the green bond framework.
2.3 (b) (ii)	Qualitative performance indicators and, where feasible, quantitative performance measures of the environmental impact of the Projects/ Assets	IREDA has prepared a report in which it is reporting on: (i) List of projects to which Green Bond proceeds have been allocated; and (ii) Brief description of these projects including installed capacity (in MW) of the projects.
2.3 (b) (iii)	Methods and the key underlying assumptions used in preparation of the performance indicators and metrics	IREDA has reported on the capacity (in MW) of its eligible renewable energy sector projects.

- The Green Bonds were issued in March 2017, for which the pre issuance and post issuance report was published by Emergent Ventures who acted as verifiers of the Green issue for the CBI standard. Copy of the reports of the verifier were hosted on the website of IREDA and the same may be accessed using the link:



[https://www.ireda.in/doc/bond/post-issuance-assurance-statement\(Ireda\)-domestic-bond.pdf](https://www.ireda.in/doc/bond/post-issuance-assurance-statement(Ireda)-domestic-bond.pdf)

- Third annual report is being published now by the company. First and Second Annual Report can be accessed through link <https://www.ireda.in/doc/bond/domestic-bond-2018-19-on-green-bonds-amounting-to-rs-7000-million.pdf> and [Domestic bond CBI Complaine FY 2020.pdf \(ireda.in\)](#)



Annexure B1

3rd Annual Report for FY 20-21 on Nominated Projects & Assets associated with the IREDA Green Bonds aggregating up to INR 7000 million issued in March 2017 by Indian Renewable Energy Development Agency Ltd

Proceeds from the IREDA Green Bonds have been allocated or re-allocated to the following:

Sr. No	Project Name	Sector	Capacity(in MW)	Project cost(INR Millions)	Funds allocated from Green Bonds (INR millions)
1	CAMBRIDGE ENERGY RESOURCES (P) LTD	Solar	4.23	581.20	272.75
2	ES SOLAR PRIVATE LIMITED	Solar	10.00	730.00	464.54
3	HARIKRISHNAN POWER AND TECHNOLOGY PRIVATE LIMITED	Solar	1.00	64.50	29.70
4	PHOTON SURYAKIRAN PRIVATE LIMITED	Solar	70.00	5,100.00	1,577.26
5	SAMYAMA JYOTHI SOLAR ENERGY PRIVATE LIMITED	Solar	3.00	201.60	99.95
6	SKEIRON RENEWABLE ENERGY AMIDYALA LIMITED	Wind	226.80	17,887.00	2,956.80
7	CLEAN SOLAR POWER (TUMKUR) PRIVATE LIMITED	Solar	180.00	11,570.00	1,599.00
	Grand Total		495.03	36134.3	7000.00



Annexure C

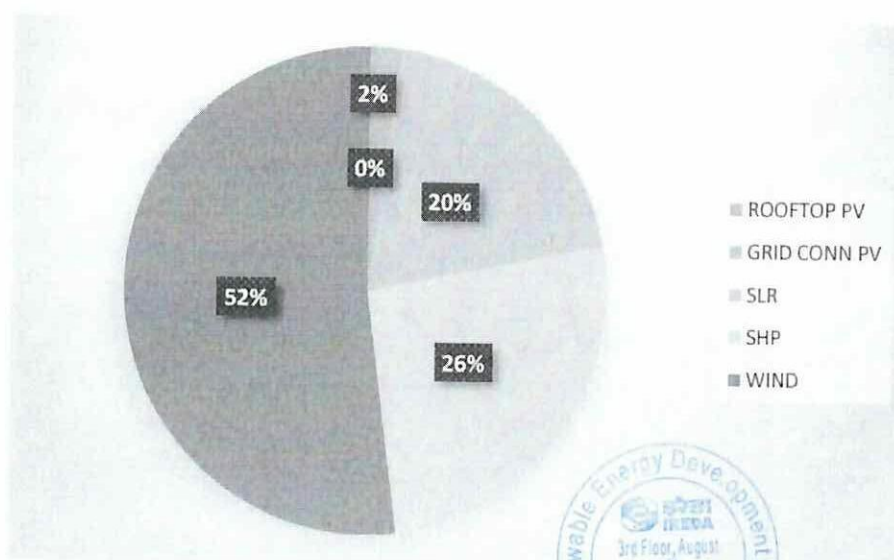
Annual Report for FY 20-21 for Green Bonds amounting to Rs. 8,650 Million

A. Indian Renewable Energy Development Agency Limited (IREDA), 3rd Floor, August Kranti Bhawan, Bhikaji Cama Place, New Delhi - 110066 ("Issuer") is submitting First Annual Report for the Green Bonds series VIIA and VIIB of issue size of INR 2,750 Million and INR 5,900 Million respectively aggregating up to INR 8,650 million issued in 2018-19 ("Green Bonds"). IREDA being a company into financing of renewable energy only, the raising of green bonds completely fit into its larger gamut of its work towards sustainability.

B. Utilization of Funds:

The funds have been fully allocated / reallocated for financing of renewable energy projects detail of which is as follows:

Sectors	Amount in INR Million
GRID CONN PV	37.62
ROOFTOP PV	146.20
SHP	1,709.66
SLR	2,250.00
WIND	4,506.52
Grand Total	8,650.00



Project wise detail at Annexure C1



C. Process for selection

- IREDA has internal Green Bond Framework which prescribes the process for selection of the projects. There has been no change in the said framework.

D. Management of proceeds

- Full amount of Rs. 8,650 million has been allocated/reallocated towards the green projects.
- Allocation has changed mildly since the last report owing to certain repayments in the allocated projects

E. Reporting

- The annual report shall be hosted on the website of IREDA under the section Investor Information : Compliance of bonds
- Besides the annual report for green bonds, IREDA releases the Financial Annual report of the company, which gives a comprehensive view on the company's operational and financial performance.
- The Green Bonds are conforming to the continuous disclosure requirements as per SEBI Circular CIR/IMD/DF/51/2017 dated May 30, 2017 in the following manner:

Clause No of Circular	Disclosure Requirement	Disclosures Made
2.3 (b) (i)	The list of projects/assets to which the proceeds of Green Debt Securities have been allocated/invested including the brief description of such projects/assets and the amounts disbursed	IREDA has confirmed the following in its Annual Report (i) the use of proceeds (project type and capacity (in MW) (ii) allocated amounts in the projects (in INR) (iii) management confirmation that the use of proceeds of the green bonds is in alignment with the green bond framework.
2.3 (b) (ii)	Qualitative performance indicators and, where feasible, quantitative performance measures of the environmental impact of the Projects/Assets	IREDA has prepared a report in which it is reporting on: (i) List of projects to which Green Bond proceeds have been allocated; and (ii) Brief description of these projects including installed capacity (in MW) of the projects.
2.3 (b) (iii)	Methods and the key underlying assumptions used in preparation of the performance indicators and metrics	IREDA has reported on the capacity (in MW) of its eligible renewable energy sector projects.



- The Green Bonds were issued in January 2019, for which the post issuance report was published by KPMG in April 20 who acted as verifiers of the Green issue for the CBI standard. Copy of the reports of the verifier were hosted on the website of IREDA and the same may be accessed using the link: <https://www.ireda.in/images/HTMLfiles/DomesticBondCBIComplaineFY%202020.pdf>
- First annual report is being published now by the company.



Annexure C1

Annual Report for FY 20-21 on Nominated Projects & Assets associated with the IREDA Green Bonds aggregating up to INR 8650 million issued in FY 18-19 by Indian Renewable Energy Development Agency Ltd

Proceeds from the IREDA Green Bonds have been allocated or re-allocated to the following:

IREDA Green Bonds Sr VIIA (INR 2750 Million)

SR No.	Project Name	Sector	Capacity (in MW)	Project cost(INR Million)	Funds allocated from Green Bonds (INR Million)
1	ATRIA WIND POWER (BASAVANA BAGEWADI) PRIVATE LIMITED	WIND	39.60	2,900.00	1,427.02
2	SAND LAND REAL ESTATE PRIVATE LIMITED	SLR	25.06	3,628.40	894.17
3	MULLUR SOLAR PARKS PRIVATE LIMITED	SLR	20.00	1,414.70	428.81
	Total				2,750.00

IREDA Green Bonds Sr VIIB (INR 5900 Million)

SR No.	Project Name	Sector	Capacity(in MW)	Project cost(INR Million)	Funds allocated from Green Bonds (INR Million)
1	CLEAN SOLAR POWER (TUMKUR) PRIVATE LIMITED	SLR	180.00	11,568.40	376.13
2	WARORA KURNOOL TRANSMISSION LIMITED	GRID CONN PV	892.00	40,000.00	146.20
3	MYTRAH VAYU (SABARMATI) PRIVATE LIMITED	WIND	252.00	18,900.00	293.95
4	ATRIA WIND POWER(BASAVANA BAGEWADI) PRIVATE LIMITED	WIND	39.60	2,900.00	33.25
5	SURYAM INTERNATIONAL PRIVATE LIMITED	ROOFTOP PV	1.78	69.84	1.57
6	PACE POWER SYSTEMS PRIVATE LIMITED	SLR	10.00	684.40	10.55
7	SOLAR QUEST ENRGY PRIVATE LIMITED	ROOFTOP PV	2.15	128.20	36.05



8	ATRIA WIND POWER (BIJAPUR)1 PVT LTD	WIND	39.60	2,878.90	490.10
9	PRATHIJNA SUSTAINABLE SOLUTIONS PRIVATE LIMITED	WIND	19.80	1,543.00	891.20
10	IA HYDRO ENERGY PRIVATE LIMITED	SHP	36.00	2,738.07	2,250.00
11	GREEN INFRA RENEWABLE ENERGY LIMITED	WIND	249.90	19,310.00	1,371.00
	Total				5,900.00

