



वयुधैव कुटुम्बकम्
ONE EARTH • ONE FAMILY • ONE FUTURE

36th Annual Report



Indian
Renewable
Energy
Development
Agency Ltd.



2022-23

**ENERGY
FOR EVER**



About Us

IREDA is a pioneering financial institution with more than 36 years of experience in the field of promoting, developing and extending financial assistance for setting up projects relating to new and renewable sources of energy, energy efficiency & conservation. We provide comprehensive range of financial products and related services from project conceptualisation to the post-commissioning stage for renewable energy projects and equipment manufacturing.



VISION

Expanding & Transitioning Renewable Energy towards Affordability, Scalability & Establishing Sustainability in the Country.



MISSION

Be a

Pioneering

Participant-
friendly

Competitive
Institution

For financing and promoting self-sustaining investment in

Energy Generation
from Renewable
Sources







Energy
Efficiency

Environmental
Technologies

For sustainable development

Performance highlights

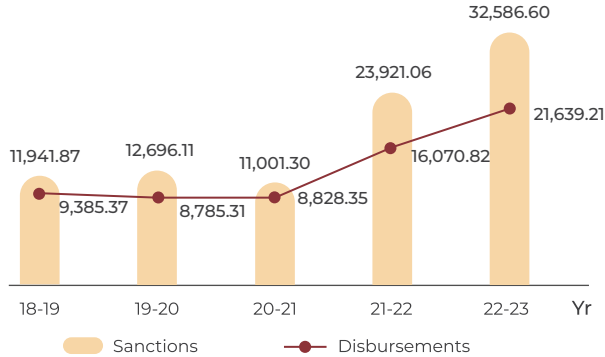
Multiple exceptional achievements over the last year

 Credit rating upgrade to AAA (stable) from ICRA	 Infrastructure Finance Company status from RBI. Schedule "A" CPSE and "Navratna" status recommendation from MNRE to DPE, GoI
 Highest ever Sanction (INR 32,587 Cr) & Disbursement (INR 21,639 Cr); on track to meet MoU "Excellent" rating	 Lowest net NPA Ratio of 1.66 % during last 10 years
 First ever CPSE to declare its Annual Financial Results within 25 days	 PSE Excellence Awards for "Company of the Year", "CMD of the Year" and "Operational Performance Excellence (1 st Runner up)" under "Miniratna Category"

Growing Loan Book

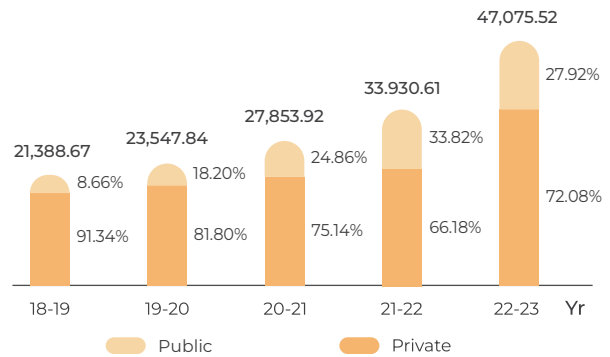
Sanctions, Disbursements

Rs in Crore



Loan assets (Split by Public and Private)

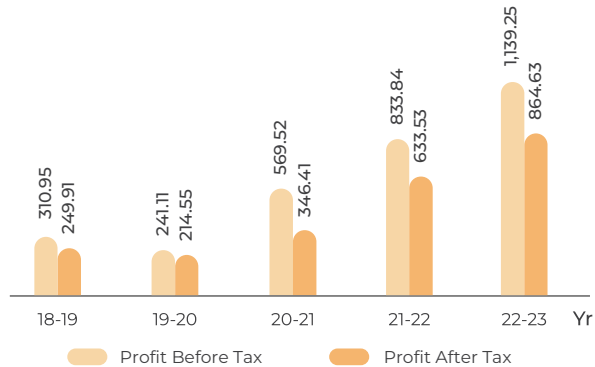
Rs in Crore



Steady Profitability

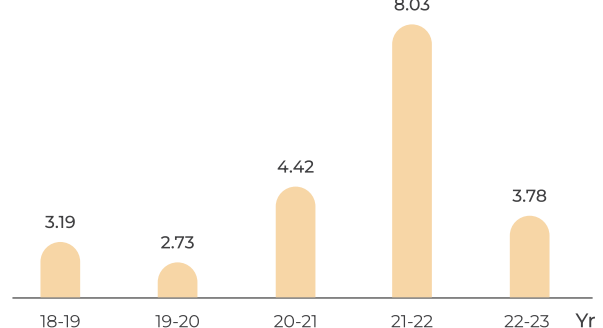
PBT, PAT

Rs in Crore



EPS

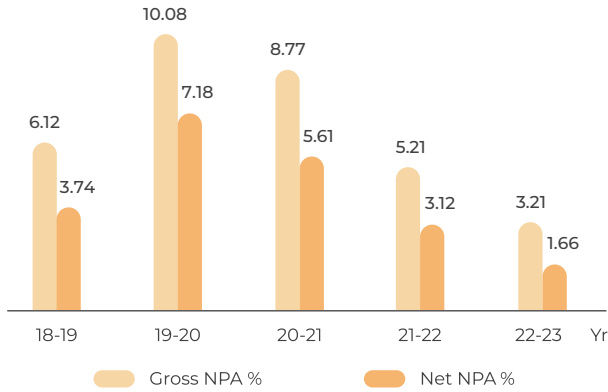
Amount in Rs



Key Ratios & Business Metrics

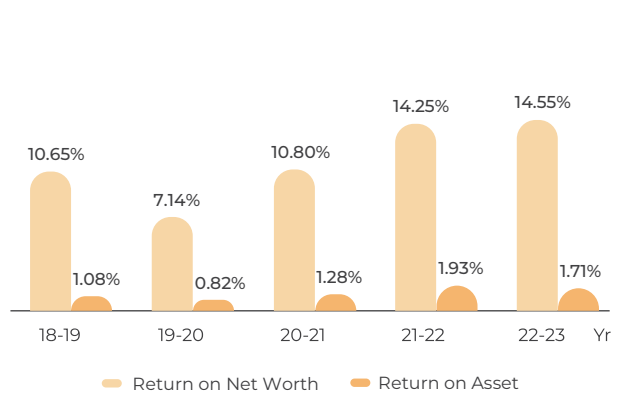
Gross and Net NPA

% of NPA

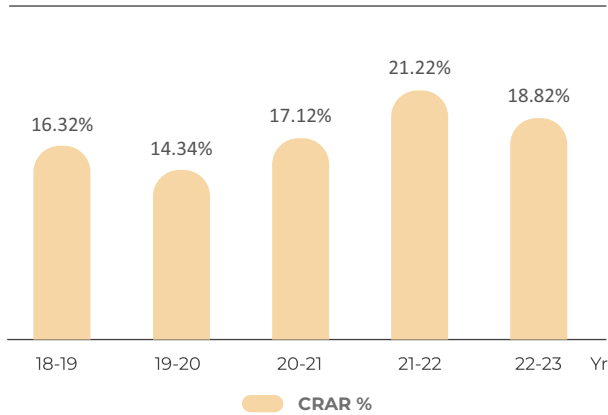


RoA & RoNW

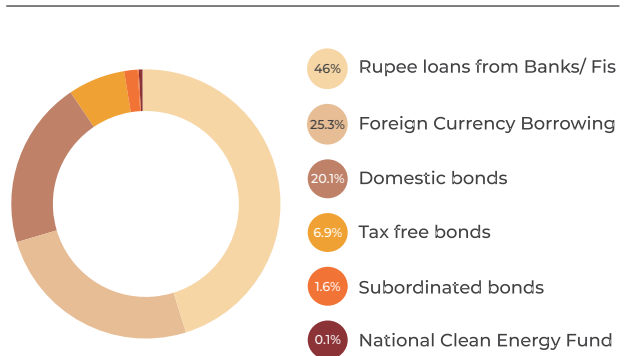
% RoA & RoNW



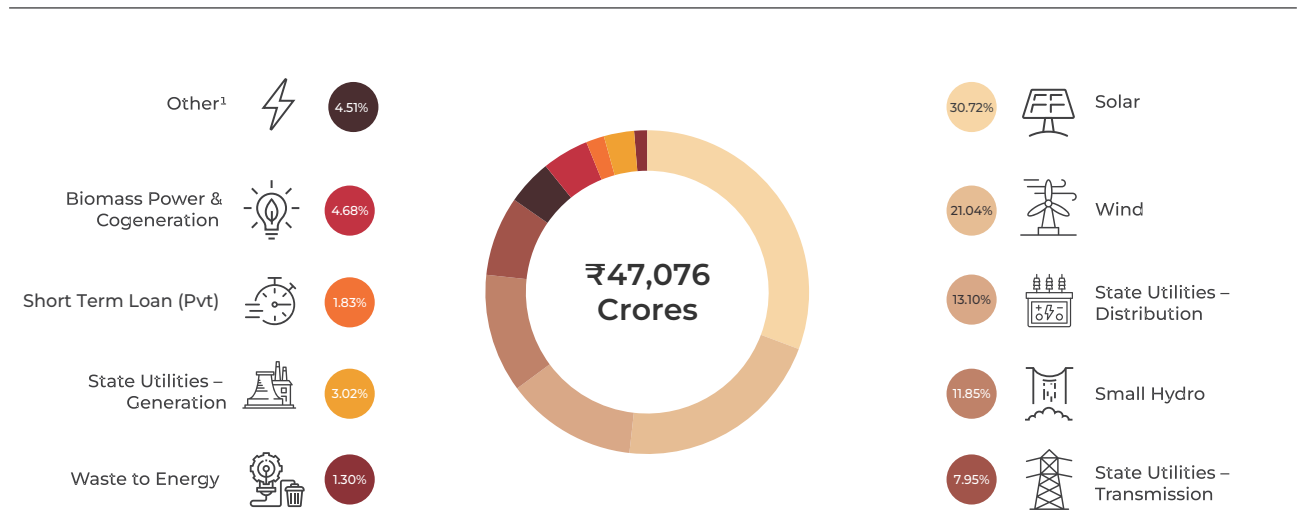
Capital Adequacy Ratio



Sources of funding



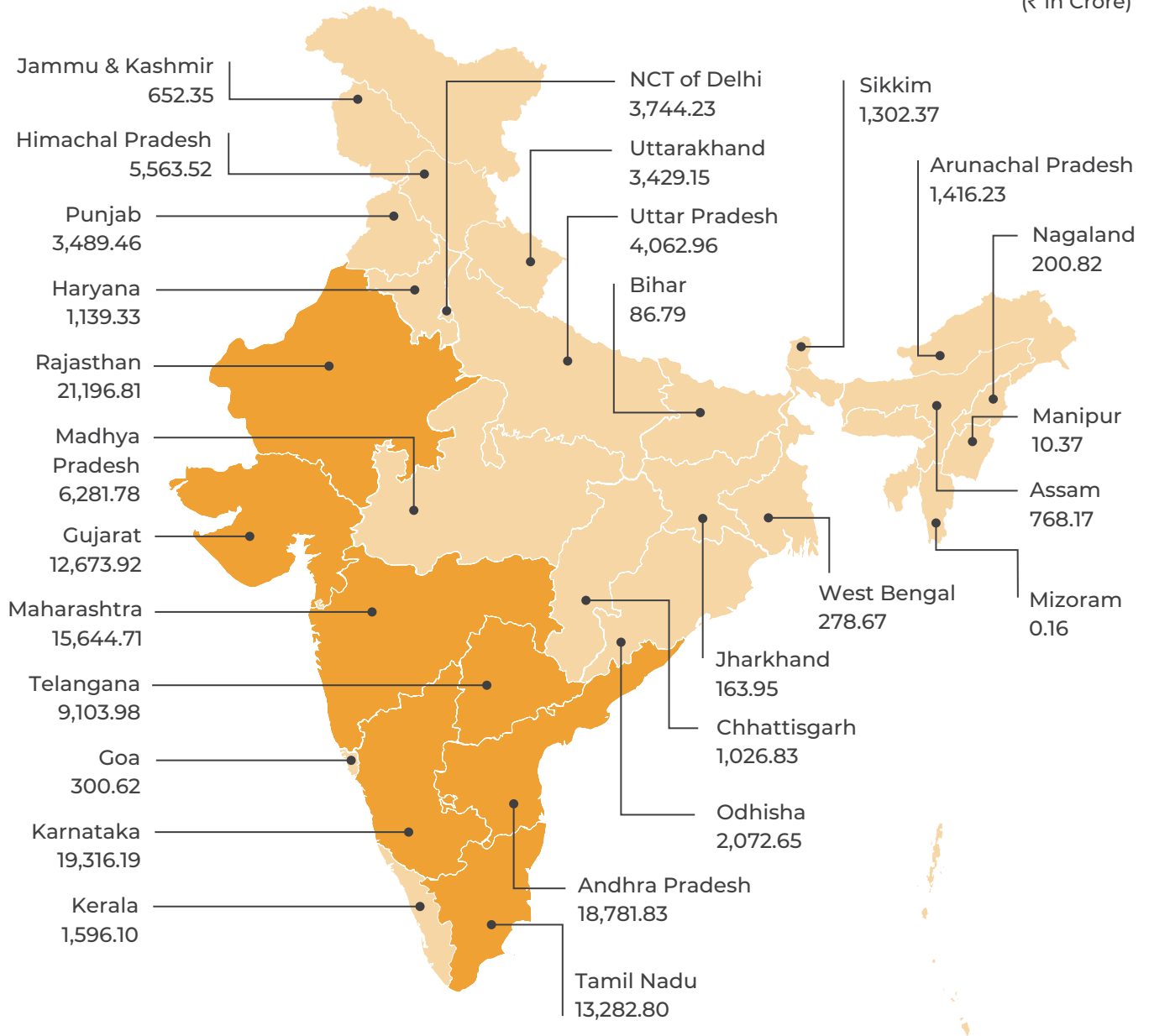
Loan Portfolio Distribution



1. Manufacturing, EV, Transmission, EE & IC Debit Balance

Cumulative Sanctions of IREDA since 1987

(₹ in Crore)



 Key RE states in India

Our journey so far

(₹ in Crore)

Growing Loan Book



*1988

Sectors we serve



Leader in green energy space financing



First mover in emerging areas



Expanding foothold in new evolving areas



- Ground mounted Solar
- Rooftop Solar
- Floating solar



- EV fleets (4-wheeler, e-rickshaws, 2-wheelers etc.)



- Battery Storage value-chain
- Pumped-hydro storage



- Onshore wind



- Microgrids
- State Utilities for Transmission & Distribution



- EV value-chain (battery, recycling)



- Small hydro
- Large hydro



- RE manufacturing (solar PV manufacturing, WTG manufacturing, electrolyzer)



- Green Hydrogen and derivatives such as ammonia



- Hybrid RE
- Biofuels (biogas, bioethanol)
- Biomass and Cogeneration
- Waste to Energy



- Energy efficiency
- Wave and tidal energy

Products we offer



Pre Commissioning



Post commissioning



Both



Loan syndication



Refinancing of existing loans/bonds



Counter guarantee/Point on Order instruments



Term loan



Term loan against securitization



Short term loan assistance



Letter of Comfort



Top-up loans



Bridge loans



Credit enhancement guarantee for bonds



On-lending to NBFCs

Contents

1.	Board of Directors	9
2.	Notice	11
3.	Letter from the Chairman & Managing Director	21
4.	Director's Report	30
5.	Annual Report on CSR Activities	63
6.	Secretarial Audit Report	66
7.	Compliance Certificate on Corporate Governance	71
8.	Management Discussion & Analysis Report	101
9.	Auditors' Report & Comments of C&AG on the Financial Statement	117
10.	Balance Sheet	135
11.	Statement of Profit & Loss	137
12.	Cash Flow Statement	139
13.	Statement of Changes in Equity	142
14.	Notes to the Financial Statements	145

Company Information

Chairman & Managing Director	Shri Pradip Kumar Das
Functional Director	Shri Chintan Shah (upto 04.03.2023)
Nominee Directors	Shri Padam Lal (w.e.f. 07.02.2023) Shri Ajay Yadav (w.e.f. 14.02.2023) Shri Vimalendra A. Patwardhan (upto 25.10.2022) Shri Dinesh Dayanand Jagdale (upto 07.02.2023)
Independent Directors	Shri Shabdsharan N. Brahmhatt Dr. Jaganath C. M. Jodidhar Shri Ram Nihal (w.e.f. 09.03.2023) Smt. Rohini Rawat (w.e.f. 09.03.2023)
Chief Finance Officer	Dr. Ramesh Chandra Sharma
Company Secretary	Shri Surender Suyal (upto 31.10.2022) Smt. Ekta Madan (w.e.f. 01.11.2022)
CIN	U65100DL1987GOI027265
Registered Office	India Habitat Centre Core 4 'A', East Court 1 st Floor, Lodhi Road New Delhi -110003
Corporate Office	3 rd Floor, August Kranti Bhawan Bhikaji Cama Place New Delhi-110066
Statutory Auditors	M/s. DSP & Associates Chartered Accountants 783, Deshbandhu Gupta Road, Near Faiz Road Crossing, Karol Bagh, New Delhi, Delhi 110005
Secretarial Auditors	M/s. P C Jain & Co. Company Secretaries #2382, Sector-16, Faridabad, Haryana-121002
Bankers	Bank of Baroda Yes Bank State Bank of India IDBI Bank HDFC Bank
Stock Exchange	Bonds listed on BSE and NSE

Board of Directors

(As on June 21, 2023)



Shri Pradip Kumar Das
Chairman & Managing Director
(DIN: 07448576)



Shri Padam Lal
Government Nominee Director
(DIN: 10041387)



Shri Ajay Yadav
Government Nominee Director
(DIN:10046617)



Shri Shabdsharan N. Brahmbhatt
Independent Director
(DIN: 09483059)



Dr. Jaganath C.M. Jodidhar
Independent Director
(DIN: 09556253)



Shri Ram Nihal
Independent Director
(DIN: 10064841)



Smt. Rohini Rawat
Independent Director
(DIN: 10064820)

Senior Management

(As on June 21, 2023)



Dr. R.C. Sharma
General Manager (F&A) & CFO



Shri Som Pal
General Manager (TS)



Mrs. Debjani Bhatia
General Manager (TS)



Mrs. Mala Ghosh Choudhury
General Manager (HRM)



Shri Bharat Singh Rajput
General Manager (TS)



Shri R.K. Vimal
Addl. General Manager (TS)



Shri S.K. Dey
Addl. General Manager (TS)



Shri A. Chandrashekar
Addl. General Manager (TS)



Shri K.P. Philip
Addl. General Manager (TS)



Shri Rajendra Singh
Addl. General Manager (TS)



Ms. Durre Shahwar
Addl. General Manager (HR)



Shri Pallav Kapoor
Chief Risk Officer



Mrs. Ekta Madan
Company Secretary

Notice

NOTICE is hereby given that the Thirty Sixth Annual General Meeting (AGM) of members of Indian Renewable Energy Development Agency Limited (IREDA) will be held at shorter notice on **Friday, June 30, 2023 at 12:30 P.M. at Juniper Hall, Ground Floor, Habitat World, India Habitat Centre, Lodhi Road, New Delhi-110003** to transact the following businesses:

ORDINARY BUSINESS:

- To receive, consider, approve and adopt the audited financial statements of the Company for the financial year ended March 31, 2023 along with the reports of the Board of Directors and the Auditors thereon.

SPECIAL BUSINESS:

- Appointment of Shri Padam Lal (DIN:10041387) as Director (Government Nominee) of the Company.**

To consider and, if thought fit, to pass with or without modification(s), the following resolution as an Ordinary Resolution:

“**RESOLVED THAT** pursuant to the provisions of Sections 152, 161 and other applicable provisions of the Companies Act, 2013 and the Rules made there under, Regulation 17(1C) of SEBI (Listing Obligations and Disclosure Requirements) Regulations 2015, and other applicable Laws (including any statutory modification(s) or re-enactment (s) thereof for the time being in force), Article 74 of Articles of Association of the Company & in terms of order no. 340/85/2017-IREDA dated February 7, 2023 issued by the Ministry of New and Renewable Energy (MNRE), Shri Padam Lal (DIN:10041387) who was appointed as Director (Government Nominee) of the Company w.e.f. February 7, 2023 (DIN allotment date) till further orders, by the Board of Directors on the recommendation of the Nomination and Remuneration Committee, be and is hereby appointed as Director (Government Nominee) of the Company w.e.f. February 7, 2023 and shall be liable to retire by rotation.”

- Appointment of Shri Ajay Yadav (DIN:10046617) as Director (Government Nominee) of the Company.**

To consider and, if thought fit, to pass with or without modification(s), the following resolution as an Ordinary Resolution:

“**RESOLVED THAT** pursuant to the provisions of Sections 152, 161 and other applicable provisions of the Companies Act, 2013 and the Rules made there under, Regulation 17(1C) of SEBI (Listing Obligations and Disclosure Requirements) Regulations 2015, and other applicable Laws (including any statutory modification(s) or re-enactment (s) thereof for the time being in force), Article 74 of Articles of Association of the Company & in terms of order no. 340/85/2017-IREDA dated February 7, 2023 issued by the Ministry of New and Renewable Energy (MNRE), Shri Ajay Yadav (DIN:10046617) who was appointed as Director (Government Nominee) of the Company w.e.f. February 14, 2023 (DIN allotment date) till further orders, by the Board of Directors on the recommendation of the Nomination and Remuneration Committee, be and is hereby appointed as Director (Government Nominee) of the Company w.e.f. February 14, 2023 and shall be liable to retire by rotation.”

- Appointment of Shri Ram Nihal (DIN: 10064841) as a Part-time Non-official Director (Independent Director) of the Company.**

To consider and, if thought fit, to pass with or without modification(s), the following resolution as Special Resolution:

“**RESOLVED THAT** pursuant to the provisions of Sections 149, 152, 161 and other applicable provisions of the Companies Act, 2013 and the Rules made there under, Regulation 17(1C) of SEBI (Listing Obligations and Disclosure Requirements) Regulations 2015, and other applicable Laws (including any statutory modification(s) or re-enactment (s) thereof for the time being in force), Article 74 of Articles of Association of the Company & in terms of order no. 340-11/1/2018-

IREDA dated March 6, 2023 issued by the Ministry of New and Renewable Energy (MNRE), Shri Ram Nihal (DIN:10064841) who was appointed as Part-time Non-official Director (Independent Director) of the Company w.e.f. March 9, 2023 (DIN allotment date) for a period of three years from the date of notification of his appointment in terms of MNRE order dated March 6, 2023 or until further orders of MNRE, by the Board of Directors on the recommendation of the Nomination and Remuneration Committee, be and is hereby appointed as Part-time Non-official Director (Independent Director) of the Company w.e.f. March 9, 2023 upto March 8, 2026 or until further orders of MNRE, whichever is earlier; and shall not be liable to retire by rotation.”

5. Appointment of Smt. Rohini Rawat (DIN:10064820) as a Part-time Non-official Director (Independent Director) of the Company.

To consider and, if thought fit, to pass with or without modification(s), the following resolution as Special Resolution:

“**RESOLVED THAT** pursuant to the provisions of Sections 149, 152, 161 and other applicable provisions of the Companies Act, 2013 and the Rules made there under, Regulation 17(1C) of SEBI (Listing Obligations and Disclosure Requirements) Regulations 2015, and other applicable Laws (including any statutory modification(s) or re-enactment (s) thereof for the time being in force), Article 74 of Articles of Association of the Company & in terms of order no. 340-11/1/2018-IREDA dated March 6, 2023 issued by the Ministry of New and Renewable Energy (MNRE), Smt. Rohini Rawat (DIN:10064820) who was appointed as Part-time Non-official Director (Independent Director) of the Company w.e.f. March 9, 2023 (DIN allotment date) for a period of three years from the date of notification of her appointment or until further orders of MNRE, by the Board of Directors on the recommendation of the Nomination and Remuneration Committee, be and is hereby appointed as Part-time Non-official Director (Independent Director) of the Company w.e.f. March 9, 2023 upto March 8, 2026 or until further orders of MNRE, whichever is earlier; and shall not be liable to retire by rotation.”

6. Ratification of remuneration of the Cost Auditor for the Financial Year 2023-24.

To consider and if thought fit, to pass with or without

modification(s), the following resolution as an Ordinary Resolution:

“**RESOLVED THAT** pursuant to Section 148 of the Companies Act, 2013 (“the Act”) and all other applicable provisions of the Act read with Companies (Audit and Auditors) Rules, 2014, the remuneration of ₹50,000 (Rupees Fifty Thousand only) plus applicable taxes, (inclusive of out of pocket expenses), payable to M/s. Chandra Wadhwa & Co., Cost Accountants, (Firm Registration Number 000239), Cost Auditor of the Company for the Financial Year 2023-24, as approved by the Board of Directors of the Company, be and is hereby confirmed and ratified.”

**By Order of the Board of Directors
For Indian Renewable Energy Development Agency Ltd.**

sd/-

(Ekta Madan)

Company Secretary

Membership No. A23391

Place : New Delhi
Date : June 28, 2023

Notes:

- A member entitled to attend and vote at the Annual General Meeting (AGM) is entitled to appoint a proxy to attend and vote on a poll instead of himself/herself and the proxy need not be a member of the Company. Proxies in order to be effective must be deposited at the registered office of the company not less than 48 hours before the meeting. A blank proxy form is annexed. However, proxy so appointed shall not have any right to speak at the meeting.**
- An explanatory statement pursuant to Section 102 of the Companies Act, 2013 (“the Act”) relating to the special business to be transacted at the Annual General Meeting is annexed hereto.
- The meeting has been convened by giving a shorter notice as required under the Act. The consent of all the shareholders has been obtained.
- Statutory Registers and all other documents referred to in the Notice are available for Inspection from the date of circulation of this Notice, up to the date of AGM.
- Attendance Slip and Route Map to the venue of AGM is annexed hereto.



35th Annual General Meeting of IREDA held on 10th August 2022.

**EXPLANATORY STATEMENT
(Pursuant to Section 102(1) of the Companies Act 2013)**

The following statement sets out the material facts relating to the special business mentioned in the Notice.

ITEM NO. 2

Appointment of Shri Padam Lal (DIN:10041387) as Director (Government Nominee) of the Company.

IREDA is a wholly owned Government Company and as per Article 74 of Articles of Association of the Company, the President shall have powers to appoint Director in the Company. Ministry of New and Renewable Energy (MNRE) vide its order no. 340/85/2017-IREDA dated February 7, 2023, has informed about the appointment of Shri Padam Lal, as Government Nominee Director on the Board of IREDA, with immediate effect and until further orders. The Board of Directors of the Company, on the recommendation of the Nomination & Remuneration Committee had appointed Shri Padam

Lal, as Director (Govt. Nominee) on the Board of the Company w.e.f. February 7, 2023 (DIN allotment date) till further orders. In accordance with Regulation 17(1C) of SEBI LODR Regulations, for the appointment of Directors, approval of the shareholders is required at the next general meeting of the Company.

Shri Padam Lal is the Director (Govt. Nominee) of the Company. He is Joint Secretary & Finance Adviser (JS & FA), Ministry of Civil Aviation & Ministry of New and Renewable Energy (MNRE), Government of India (GoI). He joined GoI as Indian Defence Accounts Service batch of 1992 in Defence Accounts Department. Prior to holding the post of JS & FA, Ministry of Civil Aviation & MNRE, he was working as Integrated Financial Adviser (BR), Delhi Cantt. He has also handled various important positions in Ministry of Social Justice & Empowerment and Andaman Nicobar Command, etc.

The Company has received consent and declaration in writing from Shri Padam Lal that he is not disqualified from being appointed as Director in terms of the provision of Section 164 of the Companies Act 2013. Further declarations and undertaking provided by Shri Padam Lal has been taken on record by the Board of Directors of the Company. Shri Padam Lal shall be liable to retire by rotation. The terms & conditions of his appointment will be governed by MNRE Order dated February 7, 2023 and/or any other order issued by the Government of India. Government Nominee Director is not entitled to receive any sitting fees from the Company.

Except Shri Padam Lal, none of the Directors or Key Managerial Personnel or their relatives have any concern or interest, financial or otherwise, in passing of the said Ordinary Resolution.

The Board recommends the resolution at item no. 2 of the notice for approval of the Members of the Company.

ITEM NO. 3

Appointment of Shri Ajay Yadav (DIN:10046617) as Director (Government Nominee) of the Company.

IREDA is a wholly owned Government Company and as per Article 74 of Articles of Association of the Company, the President shall have powers to appoint Director in the Company. Ministry of New and Renewable Energy (MNRE) vide its order no. 340/85/2017-IREDA dated February 7, 2023, has informed about the appointment of Shri Ajay Yadav, as Government Nominee Director on the Board of IREDA, with immediate effect and until further orders. The Board of Directors of the Company, on the recommendation of the Nomination & Remuneration Committee had appointed Shri Ajay Yadav, as Director (Govt. Nominee) on the Board of the Company w.e.f. February 14, 2023 (DIN allotment date) till further orders. In accordance with Regulation 17(1C) of SEBI LODR Regulations, for the appointment of Directors, approval of the shareholders is required at the next general meeting of the Company.

Shri Ajay Yadav, is the Director (Govt. Nominee) of the Company. He is Joint Secretary, Ministry of New and Renewable Energy (MNRE), Govt. of India. He is an IAS Officer from 2005 batch of Bihar Cadre. He holds

Bachelor's Degree in Mechanical Engineering. Prior to joining MNRE as Joint Secretary, he has worked in Ministry of Civil Aviation in various positions. He had started his career as an Assistant Collector in Patna, Bihar, and has subsequently held several important positions in the Govt. of India and State Government.

The Company has received consent and declaration in writing from Shri Ajay Yadav that he is not disqualified from being appointed as Director in terms of the provision of Section 164 of the Companies Act 2013. Further declarations and undertaking provided by Shri Ajay Yadav has been taken on record by the Board of Directors of the Company. Shri Ajay Yadav shall be liable to retire by rotation. The terms & conditions of his appointment will be governed by MNRE Order dated February 7, 2023 and/or any other order issued by the Government of India. Government Nominee Director is not entitled to receive any sitting fees from the Company. Shri Ajay Yadav, holds 100 equity share of ₹10 each of the Company, as a nominee on behalf of the Government of India.

Except Shri Ajay Yadav, none of the Directors or Key Managerial Personnel or their relatives have any concern or interest, financial or otherwise, in passing of the said Ordinary Resolution.

The Board recommends the resolution at item no. 3 of the notice for approval of the Members of the Company.

ITEM NO. 4

Appointment of Shri Ram Nihal (DIN:10064841) as a Part-time Non-official Director (Independent Director) of the Company.

IREDA is a wholly owned Government Company and as per Article 74 of Articles of Association of the Company, the President shall have powers to appoint Director in the Company. Ministry of New and Renewable Energy (MNRE) vide its office order no.340-11/1/2018-IREDA dated March 6, 2023, has informed about the appointment of Shri Ram Nihal, as a Part-Time Non-official Director (Independent Director) on the Board of IREDA for a period of three years with effect from the date of issue of this order or until further order, whichever event occurs earlier. The Board of Directors

of the Company, on the recommendation of the Nomination & Remuneration Committee had appointed Shri Ram Nihal, as a Part-time Non-official Director (Independent Director) on the Board of the Company w.e.f. March 9, 2023 (DIN allotment date). In accordance with Regulation 17(1C) of SEBI LODR Regulations, for the appointment of Directors, approval of the shareholders is required at the next general meeting of the Company.

Further in accordance with Regulation 25 (2A) of SEBI LODR Regulations, the appointment, re-appointment or removal of an independent Director shall be subject to the approval of the shareholders by way of special resolution.

Shri Ram Nihal, is a Part-time Non-official Director (Independent Director) of the Company. He holds Bachelor's degree in Law as well as in Commerce. He is a Lawyer and a member of Bar Council of Uttar Pradesh. He is also a social worker and organizes yoga camps in various districts of Uttar Pradesh and creates awareness about the health amongst the society.

In terms of sections 149, 152 and other applicable provisions, if any, of the Companies Act, 2013 read with Schedule IV of the Companies Act, 2013, as amended, the Independent Directors are not liable to retire by rotation.

The Company has received consent and declaration in writing from Shri Ram Nihal that he is not disqualified from being appointed as Director in terms of the provision of Section 164 of the Companies Act 2013. Further declarations and undertaking provided by Shri Ram Nihal has been taken on record by the Board of Directors of the Company. Shri Ram Nihal shall not be liable to retire by rotation. The terms & conditions of his appointment will be governed by MNRE Order dated March 6, 2023 and/or any other order etc. issued by the Government of India. The Independent Directors are entitled to sitting fees for attending the Board and Committee meetings as approved by Board within the limits prescribed under the Act.

Except Shri Ram Nihal, none of the Directors or Key Managerial Personnel or their relatives have any concern or interest, financial or otherwise, in passing of the said Special Resolution.

The Board recommends the resolution at item no. 4 of the notice for approval of the Members of the Company.

ITEM NO. 5

Appointment of Smt. Rohini Rawat (DIN:10064820) as a Part-time Non-official Director (Independent Director) of the Company.

IREDA is a wholly owned Government Company and as per Article 74 of Articles of Association of the Company, the President shall have powers to appoint Director in the Company. Ministry of New and Renewable Energy (MNRE) vide its office order no.340-11/1/2018-IREDA dated March 6, 2023, has informed about the appointment of Smt. Rohini Rawat, as a Part-time Non-official Director (Independent Director) on the Board of IREDA for a period of three years with effect from the date of issue of this order or until further order, whichever event occurs earlier. The Board of Directors of the Company, on the recommendation of the Nomination & Remuneration Committee had appointed Smt. Rohini Rawat, as a Part-Time Non-official Director (Independent Director) on the Board of the Company w.e.f. March 9, 2023 (DIN allotment date). In accordance with Regulation 17(1C) of SEBI LODR Regulations, for the appointment of Directors, approval of the shareholders is required at the next general meeting.

Further in accordance with Regulation 25 (2A) of SEBI LODR Regulations, the appointment, re-appointment or removal of an Independent Director shall be subject to the approval of the shareholders by way of special resolution.

Smt. Rohini Rawat, is a Part-time Non-official Director (Independent Director) of the Company. She is post graduate in M.A. (Economics) from Rohilkhand University Bareilly (U.P.). She is a social worker. In the past, she was Chairperson of Municipal Council Joshimath from 2013 to 2018 and was awarded 1st prize for her valuable contribution towards the Solid Waste Management by the Hon'ble Chief Minister, Uttarakhand in the year 2017. She was also a member of State Women Commission, Uttarakhand from 2004 to 2007.

In terms of sections 149, 152 and other applicable provisions, if any, of the Companies Act, 2013 read with Schedule IV of the Companies Act, 2013, as amended,

the Independent Directors are not liable to retire by rotation.

The Company has received consent and declaration in writing from Smt. Rohini Rawat that she is not disqualified from being appointed as Director in terms of the provision of Section 164 of the Companies Act 2013. Further declarations and undertaking provided by Smt. Rohini Rawat has been taken on record by the Board of Directors of the Company. Smt. Rohini Rawat shall not be liable to retire by rotation. The terms & conditions of her appointment will be governed by MNRE Order dated March 6, 2023 and/or any other Order etc. issued by the Government of India. The Independent Directors are entitled to sitting fees for attending the Board and Committee meetings as approved by Board within the limits prescribed under the Act.

Except Smt. Rohini Rawat, none of the Directors or Key Managerial Personnel or their relatives have any concern or interest, financial or otherwise, in passing of the said Special Resolution.

The Board recommends the resolution at item no. 5 of the notice for approval of the Members of the Company.

ITEM NO. 6

Ratification of remuneration of the Cost Auditor for the Financial Year 2023-24.

As per Section 148 of the Companies Act, 2013 ('the

Act') read with the Companies (Audit and Auditors) Rules, 2014, the appointment of Cost Auditor shall be made by the Board of Directors on such remuneration as may be ratified by the Shareholders. Under the Companies (Audit and Auditors) Rules, 2014, the Board while appointing the cost auditor is required to approve the remuneration payable to them and the remuneration so approved by the Board shall be ratified by the Shareholders. Accordingly, as recommended by the Audit Committee, the Board has appointed M/s. Chandra Wadhwa & Co., (Firm Registration Number 000239), as Cost Auditor of the Company for the FY 2023-24 at a remuneration of ₹50,000/- (Rupees Fifty Thousand only) (Inclusive of out of pocket expenses) plus applicable taxes.

The approval of the shareholders is sought by passing an ordinary resolution as set out at item no. 6 in the notice, pursuant to the provisions of the Act.

The Board of Directors of your Company recommends passing of the resolution as set out at Item No.6 as an Ordinary Resolution.

**By Order of the Board of Directors
For Indian Renewable Energy Development Agency Ltd.**

Place : New Delhi
Date : June 28, 2023

sd/-
(Ekta Madan)
Company Secretary
Membership No. A23391

INDIAN RENEWABLE ENERGY DEVELOPMENT AGENCY LTD.

(A Government of India Enterprise)

CIN: U65100DL1987GOI027265

Regd. Office : Core-4 'A', First Floor, East Court, India Habitat Centre, Lodhi Road, New Delhi – 110003

Phone: 011-24682214/Fax:91-11-24682202. Website: www.ireda.in Email: cmd@ireda.in

ATTENDANCE SLIP

36th Annual General Meeting to be held on Friday, June 30, 2023 at 12:30 P.M. at Juniper Hall, Ground Floor, Habitat World, India Habitat Centre, Lodhi Road, New Delhi-110003

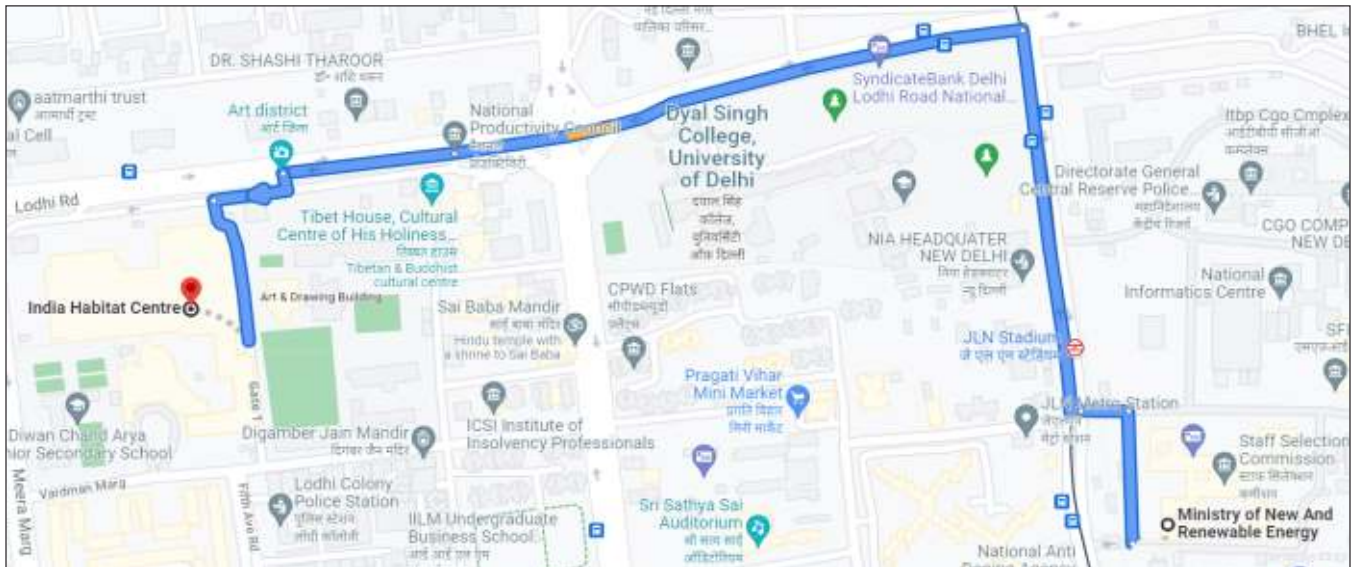
Name of the attending member (in block letters)	
*Folio No.	
DP ID No.-Client Id No.	
No. of shares held	
Name of proxy (in block letters, to be filled in if the proxy attends instead of the member)	

I, hereby record my presence at 36th Annual General Meeting of the Company held on Friday, June 30, 2023 at 12:30 P.M.

Signature of Member/Proxy

*Applicable in case of shares held in Physical Form.

ROUTE MAP OF THE VENUE OF AGM



INDIAN RENEWABLE ENERGY DEVELOPMENT AGENCY LTD.

(A Government of India Enterprise)

CIN: U65100DL1987GOI027265

Regd. Office : Core-4 'A', First Floor, East Court, India Habitat Centre, Lodhi Road, New Delhi – 110003

Phone: 011-24682206-19//Fax:91-11-24682202. Website: www.ireda.in Email: cmd@ireda.in

PROXY FORM

[Pursuant to Section 105(6) of the Companies Act, 2013 and Rule 19(3) of the Companies Management and Administration) Rules, 2014]

Name of the member (s) :
Registered address :
E-mail Id:
Folio No./DP Id-Client Id:

I/We _____ being the member (s) of Shares of the above named company, hereby appoint

- | | |
|-----------------|---------------------------------|
| 1. Name : | E-mail id: |
| Address : | Signature: or failing him |
| 2. Name : | E-mail id : |
| Address : | Signature: |

as my/our proxy to attend and vote (on a poll) for me/us and on my/our behalf at the 36th Annual General Meeting of the Company, to be held on **Friday, June 30, 2023 at 12:30 P.M.** at Juniper Hall, Ground Floor, Habitat World, India Habitat Centre, Lodhi Road, New Delhi-110003 and at any adjournment thereof in respect of such resolution as are indicated below:

Item No.	Subject	For	Against
ORDINARY BUSINESS:			
1.	To receive, consider, approve and adopt the audited financial statements of the Company for the financial year ended on March 31, 2023 along with the Reports of the Board of Directors and the Auditors thereon.		
SPECIAL BUSINESS:			
2.	Appointment of Shri Padam Lal (DIN:10041387) as an Director (Government Nominee) of the Company.		
3.	Appointment of Shri Ajay Yadav (DIN:10046617)) as an Director (Government Nominee) of the Company.		
4.	Appointment of Shri Ram Nihal (DIN:10064841) as a Part-time Non-official Director (Independent Director) of the Company.		
5.	Appointment of Smt. Rohini Rawat (DIN:10064820) as a Part-time Non-official Director (Independent Director) of the Company.		
6.	Ratification of remuneration of the Cost Auditor for the Financial Year 2023-24.		

Signed this _____ day of _____, 2023.

Signature of Shareholder _____

Signature of Proxy holder(s) _____

Affix
Revenue
Stamp

NOTE: This form of proxy in order to be effective should be duly completed and deposited at the Registered Office of the Company, not less than 48 hours before the commencement of the Meeting.

Directors' Profile



Shri Pradip Kumar Das (DIN: 07448576)

Chairman & Managing Director

Shri Pradip Kumar Das, is the Chairman & Managing Director of the Company since May 6, 2020. He is a Fellow Member of the Institute of Cost Accountants of India and Associate Member of the Institute of Company Secretaries of India. He also holds Post-Graduate Diploma in Management from Xavier Institute of Management, Bhubaneswar. Prior to joining the Company, he was Director (Finance) in India Tourism Development Corporation Ltd. (ITDC). He has also worked with REC Ltd. (formerly known as Rural Electrification Corporation Limited), Bharat Heavy Electricals Limited (BHEL), Nuclear Power Corporation Ltd. (NPCL), Bharat Heavy Plate and Vessels Ltd. (BHPV), Kusum Products Ltd. and other organizations. He has over 36 years of vast experience in

various positions in Finance, Banking, Corporate Governance, Audit, Resource Mobilisation & Treasury, Loan & Recovery Management, Disinvestment/Divestment, etc. both in public as well as private sectors. He is a distinguished Member to various high-level committees constituted by Govt. of India bodies and industry associations for various strategic decisions.

Shri Padam Lal (DIN: 10041387)

Government Nominee Director

Shri Padam Lal, is the Director (Govt. Nominee) of the Company. He is Joint Secretary & Finance Adviser (JS & FA), Ministry of Civil Aviation & Ministry of New and Renewable Energy (MNRE), Government of India (GoI). He joined GoI as Indian Defence Accounts Service batch of 1992 in Defence Accounts Department. Prior to holding the post of JS & FA, Ministry of Civil Aviation & MNRE, he was working as Integrated Financial Adviser (BR), Delhi Cantt. He has also handled various important positions in Ministry of Social Justice & Empowerment and Andaman Nicobar Command, etc.



Shri Ajay Yadav (DIN: 10046617)

Government Nominee Director

Shri Ajay Yadav, is the Director (Govt. Nominee) of the Company. He is Joint Secretary, Ministry of New and Renewable Energy (MNRE), Govt. of India. He is an IAS Officer from 2005 batch of Bihar Cadre. He holds Bachelor's Degree in Mechanical Engineering. Prior to joining MNRE as Joint Secretary, he worked in Ministry of Civil Aviation in various positions. He had started his career as an Assistant Collector in Patna, Bihar, and has subsequently held several important positions in the Govt. of India and State Govt.



Shri Shabdsharan N. Brahmbhatt (DIN: 09483059)**Independent Director**

Shri Shabdsharan N. Brahmbhatt is a Part time Non-official Director (Independent Director) of the Company since January 28, 2022. He holds Bachelor's degree in Law as well as in Commerce. He is a Social Worker and a Lawyer.

**Dr. Jaganath C.M. Jodidhar (DIN: 09556253)****Independent Director**

Dr. Jaganath C.M. Jodidhar, is a Part time Non-official Director (Independent Director) of the Company since March 31, 2022. He is a Consultant Physician and Diabetologist in Narayan Hospital, Thindlu and Prolife Hospital, Byatarayanpura, Bangalore. He has completed MBBS and MD (Internal Medicine). He is a Treasurer of Indian Medical Association, Yelhanka Branch. In addition to that, he is also a Social Worker and actively participates in providing free Medical services/consultations to the needy people.

Shri Ram Nihal (DIN: 10064841)**Independent Director**

Shri Ram Nihal, is a Part time Non-official Director (Independent Director) of the Company since March 09, 2023. He holds Bachelor's degree in Law as well as in Commerce. Presently, he is a Lawyer and a member of Bar Council of Uttar Pradesh. He is also a social worker and organizes yoga camps in various districts of Uttar Pradesh and creating awareness about the health amongst the society.

**Smt. Rohini Rawat (DIN: 10064820)****Independent Director**

Smt. Rohini Rawat, is a Part time Non-official Director (Independent Director) of the Company since March 09, 2023. She is post graduate in M.A. (Economics) from Rohilkhand University Bareilly (U.P.). Presently, she is a social worker. In the past, she was Chairperson of Municipal Council Joshimath from 2013 to 2018 and was awarded 1st prize for her valuable contribution towards the Solid Waste Management by the Hon'ble Chief Minister, Uttarakhand in the year 2017. She was also a member of State Women Commission, Uttarakhand from 2004 to 2007.

Letter from the Chairman & Managing Director



Dear Stakeholders,

It is a great honor to present to you the 36th Annual Report of your Company marking another year of exceptional financial performance and contribution to India's green financing sector.

GLOBAL GREEN FINANCING SCENARIO

Global investment in energy transition reached an all-time high in 2022 with \$1.1 Trillion in investment, up from \$849 Billion in 2021 and just \$267 Billion in 2011 as per Bloomberg. This figure includes investment in clean energy projects, such as Renewables, Storage, Charging Infrastructure, Green Hydrogen, Recycling, and Carbon Capture & Storage as well as end-user purchases of Low-carbon Energy Devices, such as Small-scale Solar Systems, Heat-pumps and Zero-emission Vehicles. Renewable Energy was the largest sector attracting \$495 Billion in 2022 while the

Electrified Transport sector emerged as the fastest growing sector with \$466 Billion in investment, up by 54% from 2021.

As per International Renewable Energy Agency (IRENA) estimates, global renewable generation capacity reached 3372 GW by December 2022, an increase of 9.6% over 2021, with Hydro, Solar, and Wind power leading at 37%, 31%, and 27% of installed capacity respectively.

The landmark Paris Agreement 2015 adopted by 196 parties at the UN Climate Change Conference (COP21) emphasized the importance of limiting the average increase in global temperature to 1.5°C to control climate change related risks. As per International Energy Agency (IEA) estimates, achieving this temperature limit will require net-zero emissions globally by 2050. To this end, a massive influx of investment will be needed across the critical decarbonization pillars of Renewables-based

Electrification, Low-carbon Fuels, Energy Efficiency, and Carbon Capture & Storage.

In its global net-zero by 2050 roadmap, the IEA estimates that the annual global requirement for energy investment will touch \$5 Trillion by 2030 and \$4.5 Trillion by 2050, of which more than 85% will be utilized for green technologies and electrification. In this context, climate financing institutions will play a critical role in ensuring that global funds are appropriately channeled toward decarbonization investments to meet the burgeoning needs of the sector.

INDIA GREEN FINANCING SCENARIO

The past year was eventful for the green financing industry in India, bringing about significant opportunities as well as some challenges.

Our Country's green transition agenda gained international prominence with India's ascendancy to the G20 Presidency. Further, the announcement of India's Nationally Determined Contributions, building on the visionary "Panchamrit" targets, established a clear and common goal for the Country- 500 GW energy from non-fossil sources by 2030 and net-zero emissions by 2070. Achieving India's energy transition targets will require a significant quantum of investment every year. As per IEA estimates, \$160 Billion will be needed annually, on average, to achieve net-zero emissions by 2070. As a dedicated green lending institution, your Company is excited to support the Country in its climate transition journey by providing financing solutions across the spectrum of net-zero technologies.

Over the last year, our economy faced headwinds as interest rates rapidly escalated globally with implications for India as well. During FY 23, India's repo rate increased by 250 bps, one of the sharpest increases in recent years, which affected business growth as well as profitability for the financial services sector. However, despite the challenges, your Company proactively continued to support the financing needs of India's green sector by increasing the quantum of financing, offering competitive rates to our borrowers, and launching new

products to support new green technologies and emerging business models.

HIGHLIGHTS OF FINANCIAL & OPERATIONAL PERFORMANCE

Robust business growth and profitability

In FY 23, your Company achieved the highest-ever annual sanction, disbursement, loan book, profit, and net worth. A snapshot of our performance can be seen below:

- ₹32,586.60 Crore sanction (36.23% increase vs. FY 22)
- ₹21,639.21 Crore disbursement (up by 34.65% vs. FY 22)
- ₹47,076 Crore loan book (38.75% growth vs. FY 22)
- ₹1139.25 Crore profit before tax and ₹ 864.63 Crore profit after tax (up by 36.63% and 36.48% respectively vs. FY 22)
- ₹5,935.17 Crore net worth (12.66% growth vs. FY 22)

Healthy asset quality

Alongside business growth, your Company has maintained a strong focus on improving its asset quality. Your Company has put in place a structured recovery and monitoring mechanism with monthly internal status reviews and quarterly interactions with borrowers. In addition, your Company has taken steps to maximize recovery efficiency by amending its policy for the sale of assets under the SARFAESI Act 2002.

As a result of a concerted drive, your Company was able to close/upgrade 18 non-performing project loan accounts with recovery of ₹202.43 Crore resulting in healthy improvement in NPA ratios at the close of FY 23 as can be seen below:

- 3.21 % Gross NPA (vs. 5.21% in FY 22)
- 1.66% Net NPA (vs. 3.12% in FY 22)

'Excellent' Performance expected on MoU with MNRE

Your Company has signed a Memorandum of Understanding (MoU) with the Ministry of New and Renewable Energy (MNRE) setting financial and operational targets for FY 23. Your Company is expecting an 'Excellent' rating basis its performance (subject to assessment by the Government of India). Your company achieved an Excellent rating in FY 21 and FY 22.

Recognitions and Awards

Your Company received recognition from several quarters for its stellar performance in the green financing sector:

- Conferral of *Infrastructure Finance Company (IFC)* status by the Reserve Bank of India;
- Credit rating upgradation to *AAA (Stable)* from *AA+ (Positive)* by ICRA Limited (a Moody's company) for IREDA's bond issuances.
- "Company of the Year", "CMD of the Year" and "Operational Performance Excellence (1st runner-up)" under Miniratna Category at the 12th PSE Excellence Awards 2022 organized by the Indian Chamber of Commerce;
- "Central Board of Irrigation and Power Awards 2022" for *Outstanding Contribution to the Development of Renewable Energy in India; and*
- "Best performing NBFC for highest Loan Sanctions and Disbursements in 2021-22" in the Renewable Energy Sector by the Association of Renewable Energy Agencies of States (AREAS).

PRODUCTS, POLICIES & SERVICES OFFERED

New products launched and financing policies updated

As a catalytic financing entity for the green energy sector, your Company has augmented its scope of

operations to support new and emerging technologies. Your Company is now providing financing support for entities engaged in the Transmission and Distribution of power, Energy Storage, E-mobility, Energy Efficiency, Smart Metering, Ethanol & Compressed Biogas production, etc. as well as any other projects, schemes, or activities relating to green energy technologies.

Your Company has updated its financing policies in response to the sector's evolving needs. Some of the key updates are:

- Short term loan for RE project expansion/investment in subsidiaries (against collateral);
- Term loan extension & refinancing for commissioned projects;
- Term loan for Transmission projects;
- Enhanced debt cover, up to 95% of project cost, for First-generation Ethanol projects; and
- Higher debt cover, up to 80% of project cost, for Solar, Wind, Hydro, and Energy Efficiency & Conservation technology based projects.

Implementation support provided for key MNRE Schemes

Your Company served as the implementing agency for four key MNRE Schemes and Programs, namely:

- MNRE, Central Public Sector Undertaking Scheme, Phase-II (Government Producer Scheme);
- National Bioenergy Program;
- National Programme on High-Efficiency Solar PV Modules under PLI scheme, Tranche-I; and
- Generation-Based Incentive (GBI) Scheme.

Co-lending and consulting services offered to partners

Your Company has entered into MoUs with:

- *Bank of India* for co-lending and co-origination of RE projects.

- *Mahatma Phule Renewable Energy and Infrastructure Technology Limited (MAHAPREIT)* to provide techno-financial consultancy for RE projects.

KEY OPERATIONAL INITIATIVES LAUNCHED

Your Company has launched several major initiatives for its key stakeholders geared towards improving borrower experience, developing its human resources, enhancing Corporate Governance, and driving impactful CSR activities.

Initiatives to improve borrower experience

- **Regular connect with borrowers:** Physical and virtual interactions with borrowers, industry experts and IREDA management were held across cities to understand and proactively address borrower concerns, build a strong rapport with our borrowers, and usher transparency.
- **Digitally enabled process efficiency and transparency:** Reduction in cycle time for sanction and disbursement has been achieved through digital processing via our integrated IT solution (E-office and Dynamics 365 ERP). Further, your Company has launched an online customer portal where customers can track the status of their application in real-time and digitally upload and access relevant documentation seamlessly.

Initiatives to develop human resources

- **Best-in-class techno-financial employee trainings:** Your Company is continually strengthening its internal capabilities by ensuring our employees receive best-in-class training and development opportunities. Employees cumulatively completed 1,671 days of training from leading academics and professionals to understand emerging green technologies and innovative financing structures as well as build leadership skills.

- **Fresher and lateral recruitment:** We are expanding our organization in line with our robust growth. 10 new personnel were hired this year ranging from Executive-Trainee to General Manager level. We plan to further augment our employee base through fresher hiring from premier institutions such as IITs, IIMs, etc., and select lateral hires with significant experience in large-scale/renewable financing.

- **Promotion of diversity:** Women employees constitute 26.87% of the workforce at your Company. We are committed to ensuring fair representation and diversity with our talent attraction, employee engagement, and retention practices geared toward fostering an inclusive culture.

- **Regular activities for employee well-being:** Daily meditation sessions and yoga classes are conducted for employees to improve mental and physical health and enhance work efficiency. Health camps and sports events like friendly cricket matches and cyclothons were also organized throughout the year to promote a close-knit environment.

Initiatives for robust Corporate Governance

Your Company strives to ensure the highest standards of professionalism, integrity, accountability, fairness, transparency, social responsiveness, and business ethics for the efficient and ethical conduct of business.

In FY 22, your Company was the first CPSE to publish Annual Audited results within 30 days after the close of the financial year whereas SEBI allows 60 days. In FY 23, your Company published its audited annual results within 25 days after the close of the financial year which bears testimony to its streamlined internal processes and digitized data management.

Your Company has been digitizing its operations and services to ensure ease of doing business, without the need for physical visits for sanctions, for its customers.

An online Complaints portal has been hosted to enable stakeholders to raise any concerns for increased transparency.

Initiatives for impactful Corporate Social Responsibility

Your Company has aligned itself with the guidelines issued by the Department of Public Enterprises (DPE) regarding the annual theme of "Health & Nutrition" for CPSEs in FY 23.

Out of the total 13 CSR projects sanctioned during FY 23, your Company has undertaken 10 projects that specifically focus on the DPE theme of "Health & Nutrition". In addition, your Company has undertaken the solarization of various Government schools and health centers across different locations, including Aspirational Districts such as Chandauli and Balrampur in Uttar Pradesh. In terms of outlay, your Company spent a total of ₹697.44 Lakhs towards CSR projects in this financial year.

VISION FOR THE FUTURE

Outlook for India's green financing sector & key Government initiatives

In the recently released National Electricity Plan (NEP), the Central Electricity Authority emphasized the increasing share of renewable energy in India's power mix and the importance of building energy storage capacity to effectively incorporate renewables with the grid. Basis the 10-year roadmap outlined by the NEP, approximately ₹21 Lakh Crores will be required over FY 22 to FY 30 to meet the target of 500 GW energy from non-fossil sources.

As the sector continues to focus on technological advancements, grid augmentation, and enhancing the availability of financing, the Government of India is proactively taking steps to create a conducive policy environment demonstrating India's commitment to a sustainable and green future. Some of the key Government of India schemes and initiatives, currently in place, for the promotion renewable energy are:

- Obligations for renewable energy generation/purchase and energy storage;
- Green Energy Open Access rules for easy transmission of renewable energy across states;
- Green Energy Corridor (GEC) scheme to build transmission infrastructure for integrating renewable energy;
- Solar Rooftop Policy and PM KUSUM Scheme to support decentralized solar power generation;
- Central Financial Assistance to support Waste to Energy, Briquette and Biomass Cogeneration projects;
- Schemes to promote manufacturing & promote supply-chain resilience through production-linked incentives for Integrated Solar PV manufacturing & Module manufacturing linked tenders, etc.;
- National Green Hydrogen Mission to promote domestic green hydrogen & derivative production with the vision to establish India as a global leader;
- Tariff-based competitive bidding guidelines for Wind Solar hybrid projects; and
- Inauguration of Green Day-Ahead and Term-Ahead markets for renewable energy.

Holistic strategy for growth

The availability of sustainable financing will be critical for the scale-up of traditional and new technologies for net-zero emissions.

In addition to traditional RE generation from Solar, Wind, and Hydro power, the Government of India is also promoting multiple emerging and new green technologies. Some of the high-potential emerging areas set to gain prominence are Green Hydrogen and other derivative based fuels, Energy Storage (including Battery Storage and Pumped Storage Hydro), E-mobility, etc.

Mitigation measures to limit existing carbon emissions sources (such as Energy Efficiency Devices) etc. and adaptation solutions to manage climate change that has already occurred (such as Climate-resistant and Green Infrastructure, Drought Management, Land management, practices, etc.) will also become more prevalent in line with the Mission LiFE initiatives announced by the Government of India which takes a holistic and behavioral-change driven approach to climate sustainability.

As India's catalytic green financing agency, your Company is committed to ensuring that the sector has access to (a) the right financial products (b) the right cost of finance, and (c) the required quantum of financing at the right time.

Your Company is working closely with green energy developers to identify their evolving financial product needs and build awareness of new products. We have already launched financing products for several emerging areas such as E-mobility, Green Hydrogen, Green Transmission, etc.

Your Company will be focusing on ramping up its credit appraisal expertise in new and emerging areas for accurate appraisal of project risk ensuring the right cost of funds for borrowers. Our technical team is already receiving training on new green technologies and business models through sessions with experts and training programs at leading institutions in India and abroad.

Your Company is also continually upgrading its financial assessment processes for credit appraisal and metrics for post-disbursement monitoring in line with best-in-class practices. In addition, your Company has established a dedicated Financial Concurrence team to serve as an additional layer of validation for project viability financials, compliance certification, and other project related documentation over and above the checks carried out during credit appraisal.

Your Company will continue its efforts in raising financing at competitive rates from domestic and

international capital market issuances, including green bonds, as well as through partnerships with national and international financial institutions and multilateral development organizations. In addition, your Company plans to set up an office in IFSC GIFT city to meet the foreign currency loan requirements of green developers. Your Company is also looking at establishing an Alternate Investment Fund (AIF) to tap into low-cost and patient capital from international investors.

Your Company's enabling functions of Treasury Management, Legal Documentation, Recovery, Risk Management, Internal Audit, and Compliance/Governance are being strengthened concurrently to support its growth.

Approval for Initial Public Offering

Presently, your Company is currently debt-listed. The Cabinet Committee on Economic Affairs (CCEA) in its meeting dated 17.03.2023 approved the listing of shares of the Company on stock exchanges through an IPO by the partial sale of the Government's stake in the Company and the issue of fresh equity share capital of the Company.

Approval sought for Upgradation to "Navratna" status

A proposal for the upgradation of your Company to Schedule "A" CPSE and grant of "Navratna" status has been recommended by MNRE to DPE, Government of India.

ACKNOWLEDGEMENTS

I would like to express my heartfelt gratitude and appreciation to the Government of India, specifically the Ministry of New & Renewable Energy and the Department of Investment and Public Asset Management for their unwavering support to our organization. I am especially grateful for their assistance in terms of capital infusion, and dividend exemption for capital augmentation.

I extend my thanks to other government entities such as the Department of Public Enterprises, NITI Aayog, Ministry of Finance, Ministry of Power, Ministry of Corporate Affairs, and various other ministries and departments of the Government of India.

I would also like to acknowledge the Office of the Comptroller & Auditor General of India, the Reserve Bank of India, the Securities and Exchange Board of India, the National Stock Exchange of India Ltd., the BSE Ltd., and other regulatory authorities for their support and cooperation.

I would like to express my deep appreciation to the Statutory Auditors, Secretarial Auditors, Cost Auditors, and Internal Auditors for their contribution towards consistently improving the standards of governance at institutions across the Country.

My sincere gratitude goes out to our customers and lenders, including state governments, state power utilities, private entrepreneurs in the green energy sector, and our domestic and international funding partners. Their continued trust in our Company is truly valued and the driving motivation for us.

I would like to express my appreciation to my esteemed colleagues on the Board for their invaluable contribution towards strengthening our Company.

Last but certainly not least, I would like to acknowledge the tireless efforts of our dedicated employees, whose commitment has helped IREDA achieve new standards of excellence year on year.

With that said, I kindly request the adoption of the Directors' Report, the Audited Balance Sheet, the Profit and Loss Account, and the Auditors' Report for the Fiscal Year 2022-23.

Thank you

With warm regards,

sd/-
Pradip Kumar Das
Chairman & Managing Director
DIN:- 07448576

Date: June 28, 2023

Place: New Delhi



Hon'ble Union Minister of Power and NRE praises IREDA for winning the 12th PSE Excellence Awards, 2022 for "Company of the Year", "CMD of the Year", and "Operational Performance Excellence (1st Runner up)" under "Mini-Ratna Category".



Shri Pradip Kumar Das, Chairman & Managing Director, IREDA received prestigious award "CMD of the Year" by the Indian Chamber of Commerce at "12th PSE Excellence Awards 2022" under Mini-Ratna Category on 17th March 2023.



IREDA received prestigious award “Operational Performance Excellence (1st runner-up)” under Mini-Ratna category by the Indian Chamber of Commerce at “12th PSE Excellence Awards 2022” on 17th March 2023.



IREDA received prestigious award “Company of the Year” under Mini-Ratna category by the Indian Chamber of Commerce at “12th PSE Excellence Awards 2022” on 17th March 2023.

Directors' Report

The Members,

Your Directors are pleased to present the 36th Annual Report on the business and operations of your Company along with the Audited Financial Statements, Auditor's Report, Secretarial Auditor's Report and Comments of the Comptroller & Auditor General of India for the Financial Year ended March 31, 2023 (FY 23).

1. SUMMARY OF PERFORMANCE:

The highlights of the performance of your Company for FY 23, with the comparative position of the previous year's performance, are placed herewith:

(₹ in Crore)

Sl. No.	Particulars	FY 23	FY 22
1.	Loans Sanctioned	32,586.60	23,921.06
2.	Loans Disbursed	21,639.21	16,070.82
3.	Net Worth	5,935.17	5,268.11
4.	Revenue from Operations	3,481.97	2,859.90
5.	Other Income	1.07	14.26
6.	Finance Cost (including Net translation/transaction exchange loss)	2,112.46	1,633.14
7.	Profit Before Tax	1,139.25	833.84
8.	Less: Income Tax	253.17	311.20
9.	Deferred Tax	21.45	(110.88)
10.	Profit After Tax	864.63	633.53
11.	Other Comprehensive Income	(38.74)	(77.80)
12.	Total Comprehensive Income for the period (Comprising Profit/(Loss) and Other Comprehensive Income for the period)	825.89	555.73
	Appropriation:		
13.	Transfer to Debenture Redemption Reserve (DRR)	46.29	46.29
14.	Transfer to Special Reserve	155.55	115.64
15.	Transfer to NBFC Reserve	173.00	127.00
16.	Transfer to General Reserve	487.50	345.00

FINANCIAL HIGHLIGHTS

Profitability

- During FY 23, the revenue from operations of your Company increased to ₹3,481.97 Crore, registering a growth of 21.75% over the previous year's revenue of ₹2,859.90 Crore.
- Profit Before Tax (PBT) and Profit After Tax (PAT) increased to an all-time high of ₹1,139.25 Crore (36.63% increase over last year) and ₹864.63 (36.48% increase over last year) respectively at the end of FY 23.

Loan disbursement and Loan book

- Loan disbursed during FY 23 increased to ₹21,639.21 Crore, registering an increase of 34.65% over the previous year's disbursed amount of ₹16,070.82 Crore, which is the highest ever annual disbursement in the Company's history.
- The loan book of the Company has grown from ₹33,931 Crore as on 31st March 2022 to ₹47,076 Crore as on 31st March 2023 registering a growth of 39%.

Net worth, CRAR and other financial highlights

- Net Worth of the Company increased to ₹5,935.17 Crore at the end of FY 23, registering an increase of 12.66% over the previous year's Net Worth of ₹5,268.11 Crore.
- Your Company's Capital to Risk-Weighted Assets Ratio (CRAR) stood at 18.82% as of 31st March, 2023 which is above the minimum floor of 15% prescribed for NBFCs as per the RBI Master Direction.
- During FY 23, your Company disbursed 97.40% of the total funds available against the previous year's achievement of 98.48%.
- Net Non-Performing Assets (NPAs) have been reduced to 1.66% in FY 23 from 3.12% in FY 22, a significant reduction of 46.80% (in percentage terms) on a Year-on-Year basis.



Shri Bhupinder Singh Bhalla, Secretary, MNRE and Shri Pradip Kumar Das, CMD, IREDA signed MoU with MNRE on 20th January 2023.

Key financial ratios of the Company for FY 23 vis-à-vis FY 22 are given below:

Particulars	FY 23	FY 22
Return on Average Net Worth (%)	14.55	14.25
Book Value per Share (₹)	25.98	17.66
Earnings per Share (₹)	3.78	8.03
Debt Equity ratio (Times)	6.77	5.24
Interest Coverage Ratio (Times)	1.55	1.53

- Return on Average Net worth and Book value per share has been stably increasing year on year.
- Earnings Per Share (EPS) has seen a dip on account of increase in the weighted average number of equity shares in FY 23 viz-a-viz FY 22 because of equity infusion done by Government of India during the end of FY 22. Consequently, even after posting the highest ever Profit after Tax (PAT), the resultant EPS has decreased in the current FY.
- Debt to Equity ratio has increased to 6.77 Times with an increasing loan book, however, Interest Coverage ratio has also improved with increased profitability.

OTHER HIGHLIGHTS

- During FY 23, ICRA Ltd. upgraded the Rating of the Bonds of your Company from AA+ (positive Outlook) to AAA (Stable Outlook).
- At the end of FY 23, your Company has been granted the status of Infrastructure Finance Company (IFC) by the Reserve Bank of India (RBI).
- During FY 23, your Company entered into an MoU with Mahatma Phule Renewable Energy and Infrastructure Technology Limited (MAHAPREIT) to provide Techno-Financial consultancy to MAHAPREIT for RE projects.
- During FY 23, your Company entered into an MoU with the Bank of India for co-lending and co-origination for Renewable Energy projects .
- During FY 23, your Company signed a historic loan agreement for syndication and sanction of ₹4,445 Crore with SJVN Green Energy Ltd. for a 1,000 MW Solar power project at Bikaner, Rajasthan.



IREDA signed MoU with Bank of India on 22nd August 2022 for co-lending and co-origination for RE projects.

- The Cabinet Committee on Economic Affairs (CCEA) in its meeting dated 17.03.2023 approved the listing of shares of the Company on stock exchanges through an IPO by the partial sale of the Government's stake in the Company and the issue of fresh equity share capital of the Company.

2 BUSINESS OPERATIONS

Sanctions and Disbursements

During FY 23, your Company sanctioned loans to the tune of ₹32,586.60 Crore, thereby registering an increase of 36.23% over the previous year's sanctioned amount of ₹23,921.06 Crore. Loans disbursed during FY 23 were ₹21,639.21 Crore, showing an increase of 34.65% over the previous year's disbursed amount of ₹16,070.82 Crore. Sector-wise details of sanctions and disbursements during FY 23 are as under:

Sectors	Sanctions	%	₹ in Crore)	
			Disbursements (Including previous year sanctions)	%
Wind Power	5,395.92	16.56	3,501.61	16.18
Solar Power	11,236.04	34.48	7,074.71	32.69
Short Term Loan	849.18	2.61	654.54	3.02
Hydro Power	4,310.17	13.23	1,731.23	8.00
Biomass	117.82	0.36	53.02	0.25
Biomass Power & Cogeneration	6.84	0.02	23.97	0.11
Waste to Energy	80.94	0.25	65.74	0.30
Energy Efficiency & Conservation (including Energy Access)	-	-	6.49	0.03
Guaranteed Emergency Credit Line	98.45	0.30	104.31	0.48
Electrical Vehicle	302.57	0.92	332.02	1.54
Loan Facility to State Utilities	3,750.00	11.51	4,950.00	22.88

Sectors	Sanctions	%	Disbursements (Including previous year sanctions)	%
Hybrid Wind & Solar	1,651.47	5.07	1,006.75	4.65
Ethanol	2,571.34	7.89	1,130.52	5.23
Manufacturing	1,692.86	5.20	1,004.30	4.64
Miscellaneous (Guarantee Assistance (152) + Medium Term Private (370.99))	522.99	1.60	-	-
Total	32,586.60	100	21,639.21	100

Cumulative sanctions and disbursements as on March 31, 2023, stood at ₹1,53,108.85 Crore and ₹1,00,827.63 Crore respectively. The details of cumulative state-wise and sector-wise sanctions and disbursements are provided in **Annexures I to IV**.

Generation Capacity Sanctioned:

During FY 23, your Company has extended financial assistance to support power generation capacity, manufacturing of Renewable Energy (RE) equipment and other RE initiatives, as per the following details:

A: Power generation: Capacity sanctioned:

Sectors	sanctioned capacity (MW)
Solar Power	2,655.07
Wind Power	1,341.28
Hydro Power	297.85
Waste to Energy	5.00
Power Generation Capacity	4,299.20

B: Other sectors: Capacity sanctioned:

Sectors	sanctioned capacity
Solar Manufacturing	3,784 MWp
Biofuel Ethanol	4,070 KLPD
Biomass (Biogas)	54.16 TPD
Waste to Energy (Biogas from waste)	10.14 TPD



IREDA funded 50.4 MW Wind Power Project of M/s. NSL Renewable Power Pvt. Ltd. located at Chitradurga District, Karnataka.

- **Loan Book Outstanding**

The loan book of your Company has grown from ₹33,931 Crore as on 31st March 2022 to ₹47,075.52 Crore as on 31st March 2023 registering a growth of 39%. The outstanding loan book as of the end of FY 23 categorized as public & private is given below:

Particulars	Loan Amount (₹ Cr)	% of total loan book
Public	13,143.75	28%
Private	33,931.77	72%
Total	47,075.52	100%

- **Resource Mobilization**

Your Company has maintained a diversified borrowing mix to optimize the cost of funds. The total borrowings of your Company stood at ₹40,165.28 Crore as of FY 23, as against ₹27,613.07 Crore at the end of FY 22. Your Company has an approved working capital limit (Cash Credit/WCDL/OD/ STL) of up to ₹4,500 Crore.

During FY 23, your Company has mobilized ₹16,824.40 Crore (including short-term loans as well as foreign currency loans) across different sources as given below:

(₹ in Crore)

A. Rupee borrowing (Domestic Resources)	
Term loans from Banks & FIs	11,930.00
Short-Term Loans from Banks & FIs	1,000.00
Unsecured Taxable Bonds	3,863.40
Total (A)	16,793.40
B. Foreign Currency borrowing (International Resources)	
KfW VI Line of Credit	31.00
Total (B)	31.00
Total (A+B)	16,824.40

- **Green Bonds**

Your Company had raised Domestic Taxable Green Bonds of ₹700 Crore and ₹865 Crore during FY 2016-17 and FY 2018-19 respectively which are listed on both NSE and BSE. The proceeds of the loan were utilized towards financing the Solar and Wind sector, including refinancing of eligible projects as defined in the Green Bond Framework of the Company. This has also contributed towards a positive environmental impact and strengthening of India's energy security by reducing fossil fuel dependency. KPMG, India had provided its post-verification Independent Assurance Report for ₹865 Crore worth of Green Bonds issued during FY 2018-19 and M/s Emergent Ventures India Pvt. Ltd. has provided its post-verification Independent Assurance Report for ₹700 Crore worth of Green Bonds issued during FY 2016-17.

These Assurance Reports are based on the Green Bond Framework of your Company which has been certified by the Climate Bonds Standard Board of Climate Bond Initiative (CBI) as on October 5, 2016. Your Company is compliant with the requirements of its Green Bonds Framework in line with the CBI, to ensure that the amount raised through Green Bonds remains invested in the eligible projects. These Green Bonds issued by the Company conform to the continuous disclosure requirements of the SEBI Operational Circular: SEBI/HO/DDHS/P/CIR/2021/613 dated August 10, 2021. The Annual Report on Green Bonds can be accessed at <https://www.ireda.in/compliance-of-bonds>.

- **Financing Schemes & Initiatives**

Your Company reviews its policies/procedures from time-to-time, to suitably align with market requirements, corporate objectives, and applicable statutory requirements. Your Company provides a comprehensive range of financial products and related services from project conceptualisation to the post-commissioning stage for RE projects and equipment manufactures. During FY 23, your Company has introduced various new schemes and modified existing schemes not only to sustain the growth of Company's market share in Renewable Energy Financing but also to extend support for sectoral requirements, which includes providing

financial assistance related to power generation/transmission, manufacturing/Energy efficiency/re-financing of commissioned projects/production of first-generation ethanol, sale of asset through swiss challenge auction method, etc.

Further, your Company has been appointed as the Implementing Agency for the following schemes and programs of MNRE:

- MNRE CPSU Scheme - Phase-II
- National Bioenergy Program
- National Programme on High Efficiency Solar PV Modules under PLI scheme, Tranche-I
- Generation Based Incentive (GBI) Scheme

3 RECOVERY & STRESSED ASSETS MANAGEMENT

Your Company has a dedicated Recovery & Review Monitoring department for regular monitoring of projects and review with concerned departments to ascertain timely actions as per requirement to maintain asset quality and reduce NPAs. It has a comprehensive project/loan review and monitoring mechanism that captures aspects relating to project monitoring and tracking of project/loan applications during appraisal, sanction, documentation, disbursement, commissioning, and operation stages. It continuously monitors delays and defaults of borrowers and their recoverability. Periodic review and monitoring of the entire loan portfolio including NPA accounts are being conducted regularly. This enables identification of early warning signals like delayed repayments and underlying causes and timely initiation of resolution/recovery actions, wherever required is ensured.

On occurrence of default in the borrower's account, the Company initiates necessary steps which may involve action(s) including, but not limited to, follow-up with the company for regularization of account(s) through letters/e-mails, convening meetings, Special Mention Account (SMA) reporting to RBI, credit information reporting to Central Repository of Information on Large Credits (CRILC), CIBIL etc., Regular monitoring of Trust and Retention Account (TRA), Restructuring/reschedulement of loan accounts wherever feasible and sustainable to recover dues, suitable resolution

plans such as change of management, invocation of securities and other recovery mechanisms like referring the case for suitable legal actions, as per requirement. Your Company is continuously focusing on resolving the stressed assets and as a result of its dedicated approach the Gross Non-Performing assets & Net Non-Performing Assets (NNPAs) have been reduced, as summarized in the table below:

Particulars	FY 22		FY 23	
	₹ Cr.	%	₹ Cr.	%
Gross NPA	1,768	5.21	1,513	3.21
Net NPA	1,035	3.12	768	1.66

With a focused approach, the reduction of ₹255 Crore in Gross NPA has been realized through a net reduction of Eighteen (18) NPA accounts from the NPA list during FY 23, thereby reducing the total no. of NPA loan accounts to 64. Further, ₹202.43 Crore, has been recovered from NPA loans which include ₹89.03 Crore towards Principal and ₹113.40 Crore towards Interest Income.

As a result of the holistic approach to resolving stressed assets and reducing NPAs, both Gross NPA and Net NPA percentages for the current year are at the lowest level in the last 10 financial years. Moreover, recovery of ₹19.59 Crore from written off/loss assets during FY 23 also stood at the highest in the last 10 years. Further, the Company carries out a credit risk assessment of the loan book based on the Expected Credit Loss (ECL) methodology (being done by ICRA). Basis the same, provisioning is done for loan assets depending on the Stage and expected loss.

Asset Quality for FY 23 (₹ in Crore)

	Stage 1 & 2	Stage 3	Total
Public / Government	13,143.75	-	13,143.75
Private	32,418.41	1,513.35	33,931.77
Total Outstanding loan	45,562.17	1,513.35	47,075.52
Total provisioning	1,007.14	745.33	1,752.48
Net Assets	44,555.02	768.02	45,323.05

Summary of Stage 3 Assets provisioning:

Public sector	Nil
Private sector	3.21%
Total stage 3 (% of gross loans)	3.21%
Net stage 3 (% of gross loans)	1.66%

4 CREDIT RATING

During FY 23, the domestic debt instruments of the Company are rated “AAA” “Stable” by ICRA; “AA+” “Positive” by CARE Edge and India Ratings & Research. Further, term loans & short term from banks & financial institutions have been assigned “AAA” “Stable” rating by Acuite Ratings. Brickwork Credit Rating Agency has assigned “AAA Negative” rating and “AAA (CE)” for outstanding bonds.

International debt instruments of the Company i.e., Green Masala Bonds, listed on the International Securities Market (ISM) segment of the London Stock Exchange, Singapore Stock Exchange and NSE IFSC, were rated at par with sovereign ratings of “Baa3” and “BBB-” from international credit rating agencies viz. Moody’s Investors Service and Fitch Ratings, respectively. However, consequent to the maturity of the Masala Bonds on October 10, 2022, these ratings were withdrawn and are no longer valid.

For GoI Fully-Serviced Bonds, the rating of “AAA (Stable)” have been reaffirmed by India Ratings & Research, ICRA and CARE Edge.

5 SHARE CAPITAL

The authorized and paid-up share capital of your Company as on March 31, 2023, stood at ₹6,000 Crore and ₹2,284.60 Crore respectively. The entire paid-up share capital is held by the Government of India.

Initial Public Offer

The Cabinet Committee on Economic Affairs

(CCEA) in its meeting dated 07.06.2017 had accorded approval to your Company to issue equity shares to the public on a book-building basis through Initial Public Offer (IPO). In accordance with the said approval, your Company filed the Draft Red Herring Prospectus (DRHP) with SEBI in 2017 and 2019, however, owing to various issues related to NBFC & RE sector, changes in the regulatory guidelines, and changes in the capital market scenario the IPO was not completed in 2017 & 2019.

The Cabinet Committee on Economic Affairs (CCEA) in its meeting dated 17.03.2023 approved the listing of shares of the Company on stock exchanges through an IPO by the partial sale of the Government’s stake in the Company and the issue of fresh equity share capital of the Company.

6 DIVIDEND

As per the Department of Investment and Public Asset Management (DIPAM) O.M. dated 27.05.2017 on Capital Restructuring, detailing the guidelines for payment of Dividends, your Company is required to pay a minimum annual dividend of 30% of Profit After Tax (PAT) or 5% of Net worth, whichever is higher. For FY 23, your Company has obtained an exemption from the payment of dividends from DIPAM for capital augmentation to support the growth of the Company.

7 ISO CERTIFICATION

Your Company is an ISO 9001:2015 & ISO 27001:2013 certified organization. The ISO 9001:2015 Certificate was awarded by Bureau of Indian Standards (BIS) for Quality Management System. The ISO 27001:2013 Certificate was awarded by International Certification Services (ICS) for Information Security Management System. The compliance of various security measures as required under the above standards has ensured a robust secured network for data processing and information flow.

8 RISK MANAGEMENT POLICY OVERVIEW

Your Company has established a comprehensive policy framework to effectively manage credit risk, market risk, liquidity risk, and operational risk. The Risk Management Policy has been developed under the guidance of the Risk Management Committee (RMC) and approved by the Board of Directors. The Risk Management Committee is a Board level Committee having the overall responsibility of risk management of the organization. The Risk Management Policy is periodically refined based on emerging market trends and the company's own experience. The Risk Management Committee, headed by an Independent Director, ensures independent risk oversight and full transparency in the risk management process. The Prudent Risk Management policies are ratified by the Board of Directors to ensure compliance with RBI guidelines and SEBI (LODR) Regulations, 2015, which form the governing framework for your Company's business activities.

The key risks your Company faces during its business operations are Credit Risk, Market Risk, Liquidity Risk, and Operational Risk. These risks are carefully identified, assessed, and managed through the implemented risk management policies and procedures.

Credit Risk Management

Your Company's core lending business is exposed to various types of credit risk, particularly the risk of repayment failure and an increase in non performing loans.

Your Company strictly adheres to the prudential norms mandated by the Reserve Bank of India (RBI) regarding the provisioning of stressed assets. It adopts a stringent approach to provisioning aiming to preserve shareholder value. During the year, significant efforts have been made to resolve the stressed assets portfolio, leading to a reduction in the quantum of stressed assets. In addition, your Company has established a Credit Risk Management Committee (Corporate level) to identify and mitigate risks.

To mitigate credit risks, your Company follows a systematic institutional and project appraisal process. This process involves conducting a detailed appraisal methodology, identifying risks, and implementing suitable credit risk mitigation measures. Your Company has also established Comprehensive Independent Internal Rating Framework to ensure continuous assessment and measurement of credit risk parameters.

Operational Risk Management

Operational risks arise from the potential for loss due to significant deficiencies in system reliability or integrity. It is defined as the risk of loss resulting from inadequate or failed internal processes, people, and systems or from external events. Your Company has in place an Operational Risk Management Committee, which is a functional-level committee to identify, review and manage operational risks. The Company's operational control framework is assessed by functional heads.

The Operational risk management policy seeks to standardize the process of identifying new risks and designing appropriate controls for these risks to minimize losses and customer dissatisfaction due to possible failure in processes. By implementing robust risk management procedures, your Company strives to minimize operational disruptions and enhance customer satisfaction.

Liquidity Risk Management

Liquidity risk refers to the risk that a company may not be able to meet its financial obligations due to a lack of sufficient cash and marketable securities or the availability of funding. Prudent liquidity risk management involves maintaining an appropriate level of cash, marketable securities, and committed credit facilities to meet obligations when they become due. In your Company, the management closely monitors the forecast of the liquidity position and the availability of cash and cash equivalents based on expected cash flows, including interest income and expense.

The Comprehensive Asset Liability Management Framework also outlines the framework for liquidity risk management. Your Company is also



IREDA funded 241 MW Wind Farm Project of M/s. Beta Wind Farm Pvt. Ltd. located at Tadipatri, Ananthapur District, Andhra Pradesh

complying with the Liquidity Coverage Ratios requirement and maintaining High-Quality Liquid Assets, in line with the requirements of the RBI guidelines.

Market Risk

Market risk is defined as the risk of loss arising from movements in market prices or rates away from the rates or prices set out in a transaction or agreement. Market Risk Management of a financial institution involves the management of interest rate risk, foreign exchange risk, commodity price risk and equity price risk. Interest rate risk is the potential loss arising from fluctuations in market interest rates.

Your Company periodically reviews interest rates based on market conditions, borrowing costs, yield, spread, and competitor rates. To mitigate the interest rate risk, your Company periodically reviews its lending rates and the weighted average cost of borrowing and the incremental cost of borrowing based on prevailing market rates.

Foreign Currency Risk

The Foreign Exchange and Derivatives Risk Management Policy covers the management of foreign exchange risk related to existing and future foreign currency loans or any other foreign exchange risks derived from borrowing. The objective of the policy is to serve as a guideline for transactions to be undertaken for hedging foreign exchange-related risks.

Exchange rate movements may adversely impact the value of foreign currency borrowings, which accounts for 25.23% of the total borrowing of your Company of ₹40,165.28 Crore. Your Company can enter into hedging transactions through both generic and structured instruments as per the RBI guidelines to lower/mitigate the currency and interest rate risks and not for trading or speculative purpose.

As on March 31, 2023, your Company had an open foreign currency exposure of 18.62% i.e., ₹1,886.30 Crore (including part hedged) against

total foreign currency borrowing of ₹10,132.93 Crore, which is within the limit prescribed under the Foreign Exchange and Derivatives Risk Management Policy. Out of the said open exposure, part hedging has been done for EUR 30.38 million and JPY 2,371.50 million.

The total outstanding foreign currency borrowings are USD 576.32 million, JPY 57,043.16 million & EUR 208.62 million equivalent to ₹10,132.93 Crore as on 31st March 2023; out of which ₹8,246.63 Crore equivalent to USD 1,003.03 million is hedged which amounts to 81.38% of the total foreign currency borrowings.

Your Company as per its overall strategy uses derivative contracts to hedge its risks associated with fluctuations in foreign currency and interest rates on foreign currency borrowings. The Company does not use derivative contracts for speculative purposes.

Asset Liability Management

Your Company has put in place a Comprehensive Asset Liability Management (ALCO) Framework in line with the RBI's guidelines. Your Company has an ALCO, which is a management-level committee to manage the liquidity and address the interest rate risks. Your Company follows a reporting system of Asset Liability Management to review the mismatches, pursuant to which, remedial measures are taken. Your Company has in place Board approved ALM policy. The objectives of Asset Liability Management Policy are to align market risk management with overall strategic objectives, articulate current interest rate view and determine the pricing, mix and maturity profile of assets and liabilities.

The ALCO Committee periodically takes/reviews major decisions affecting the business and working results, ALM mismatches, budgeting etc. The asset liability management policy involves the preparation and analysis of liquidity gap reports and ensuring preventive and corrective measures. By implementing an ALM system and adhering to the ALM policy, your Company aims to effectively manage liquidity and interest rate risks, align market risk management with strategic objectives,

and ensure the prudent management of its assets and liabilities.

Information and Cyber Security Risk Management

Your Company has in place an IT Strategy Committee, in compliance with RBI Master Direction for NBFCs. The Committee reviews the IT strategies in sync with the corporate strategy & Board policy, and monitors the IT risks, controls, cyber security arrangements and other matters related to IT Governance ensuring an effective and robust system in place. The IT Strategy Committee is constituted in accordance with the RBI Master Direction – Information Technology Framework for the NBFC Sector.

In line with the RBI Master Direction for NBFCs on the Information Technology Framework, your Company has implemented its IT policy and other policies on Change Management, Information Security, Business Continuity Management and Cyber Security.

9 SOLAR POWER PROJECT

Your Company has entered into an MoU with Solar Energy Corporation of India (SECI) and commissioned a solar project of 50 MW in the state of Kerala. Power Purchase Agreement (PPA) for the project has been signed with Kerala State Electricity Board and the generation income from the project has been accounted for @ ₹3.83 per unit, in line with the order of Kerala State Electricity Regulatory Commission (KSERC). The plant has been handed over to your Company in March 2021 and is running at full capacity i.e. 50 MW.

10 INFORMATION TECHNOLOGY INITIATIVES

To enhance transparency and minimize human involvement, your Company has been actively automating its business procedures. As part of this effort, your Company has recently transitioned its existing ERP solution to the latest version on the cloud. This migration has resulted in strengthened automation and integration of business processes, incorporating new enhancements and features.



IREDA celebrated Cyber Jaagrukta Diwas on 6th October 2022.

Moreover, it would facilitate payment integration with banks, streamlining financial transactions. In addition, your Company introduced a Complaints Portal during Vigilance Awareness Week during FY 23. This portal ensures transparent handling of complaints and allows for improved monitoring of all complaints received by the Company.

Your Company has taken significant steps to enhance its IT Infrastructure Security. This includes the implementation of various security controls and the regular conduct of IT audits and the closure of observations to ensure the effectiveness and robustness of our security measures. Furthermore, to foster cybersecurity awareness among employees, your Company organized several training sessions during FY 23 as part of Cyber Jaagrukta Diwas. These sessions aimed to educate and raise awareness about cybersecurity practices and threats.

Your Company has embraced digital transformation by implementing a new ERP

system, enabling the digitization of all its business operations. This digitization has revolutionized the lending process, eliminated the need for paper, and promoted transparency, accountability, and efficient monitoring with enhanced productivity through digital platforms. To ensure the preservation and accessibility of historical data in a digital format, approx. 80 lakh (8 million) pages were scanned and digitalized during FY 23. To facilitate the transition to a paperless environment, your Company had already adopted an e-office system.

For increasing operational efficiency with respect to internal decision-making, your Company has taken the initiative to migrate E-Office to Cloud Environment. This shall enhance data security and disaster recovery capabilities, ensuring the integrity and availability of critical documents and information stored in E-Office. Overall, the migration of E-Office to the cloud will empower your Company with a modern, scalable, and secure digital workspace that supports seamless collaboration and boosts productivity.

11 CUSTOMER RELATIONS

Your Company has a separate Business Development Group to build brand awareness, tap into emerging business areas and enlarge its customer base. In order to maintain itself as a premier Financial Institution for the RE sector, your Company regularly interacts with its borrowers & other stakeholders and obtains their feedback. This feedback is used to review not only its policies but also the existing processes and ensure ease of doing business. During FY 23, the Company convened 4 (four) such 'Borrower's Meets', which were attended by the majority of our existing and potential borrowers.

Your Company has created a digital interface for its stakeholders enabling virtual interaction without physical meetings. This has also enabled our customers to avail the various lending and other services in the virtual environment of the Company. An Online Customer Portal is available on the website of the Company, whereby the borrowers can obtain real-time information on their application status and other relevant details. Your Company also has notified a Citizen's Charter to ensure transparency in its work.

For continual brand building, traditional media presence and social media platforms are being effectively used by your Company. Information dissemination on various important events, new technologies and policy changes is being done. This apart, several lectures on the development of RE technologies were also conducted by your Company during the year through virtual platforms.

During FY 23, your Company has also conducted Workshop for Business Promotion in four different cities and has also participated in significant international exhibitions and conferences to showcase its products and achievements, which includes the COP-27 at Egypt and World Future Energy Summit 2023 (including the 13th General Assembly of IRENA at Abu Dhabi). Your Company has also showcased its activities and achievements by participating in various nationally conducted international exhibitions such as India Energy Week 2023 at Bangalore and UP Global Investor Summit 2023 at Lucknow. Your Company has also participated in the 74th Republic Day celebration on

26th January in Abu Dhabi by Indian Embassy, wherein your Company showcased its contribution to RE development through discussions and a small film.

12 PARTICULARS REGARDING CONSERVATION OF ENERGY, TECHNOLOGY ABSORPTION AND FOREIGN EXCHANGE EARNINGS & OUTGO

Conservation of Energy and Technology Absorption

Your Company's core purpose is to support energy transition for India. For Internal requirements, your Company has invested in a 50 MW solar power project. Your Company also has a broader impact on industry energy conservation & technology absorption through the financing of innovative projects such as microgrids, fleets of EVs etc.

As such, there are no significant particulars relating to the conservation of energy and technology absorption.

Foreign Exchange Earnings and Outgo

During FY 23, there were no foreign exchange earnings on account of interest on foreign currency deposits, as against foreign exchange outgo of ₹189.45 Crore on account of interest and commitment expenses.

13 CORPORATE SOCIAL RESPONSIBILITY

Your Company is strongly committed to being a socially responsible corporation that actively contributes to society to improve the quality of life. The Company's Corporate Social Responsibility (CSR) initiatives are deeply rooted in the principle of making a positive impact and aligning with the goals set by the Government of India and the Sustainable Development objectives.

Through these initiatives, your Company aims to address community development and empower individuals through education, healthcare, and sanitation. Additionally, your Company focus on macro issues such as environmental protection, the promotion of green and energy-efficient technologies, and the development of



Shri Pradip Kumar Das, CMD, IREDA flagged off second "Therapy on-Wheels" a mobile medical van for children with disabilities on 4th November, 2022, as part of IREDA's CSR initiatives

underprivileged regions, as per the provisions of Section 135 of the Companies Act, 2013 read with Companies (Corporate Social Responsibility Policy) Rules, 2014.

The Company has in place a Board Level CSR Committee. Your Company's CSR Policy is available on the Company's website at <https://www.ireda.in/csr-policy-of-ireda>.

Your Company has aligned itself with the guidelines issued by the Department of Public Enterprises (DPE) regarding the common annual theme of "Health & Nutrition" for CPSEs in FY 23. Out of the total 13 CSR projects sanctioned during FY 23, your Company has undertaken 10 projects that specifically focus on the theme of "Health &

Nutrition". Your Company has undertaken the solarization of various Govt. schools and health centres across different locations, including Aspirational Districts such as Chandauli and Balrampur in Uttar Pradesh.

During FY 23, your Company spent a total of ₹697.44 Lakhs towards CSR projects, based on project progress. Out of the total CSR funds disbursed, ₹448.43 Lakhs were utilized for project expenditure in FY 23, while the remaining ₹249.01 Lakhs were utilized for projects from previous years.

Details of our CSR activities and the corresponding expenditure for each activity are provided in **Annexure-V** of this report.



Smt. Manisha Saxena, CVO, IREDA, visited the company funded CSR Project at National Gandhi Museum, Rajghat, New Delhi on 22nd March 2023

As a socially responsible corporate, your Company is committed to expanding its CSR impact over the coming years and aims to play a larger role in the development of the Nation.

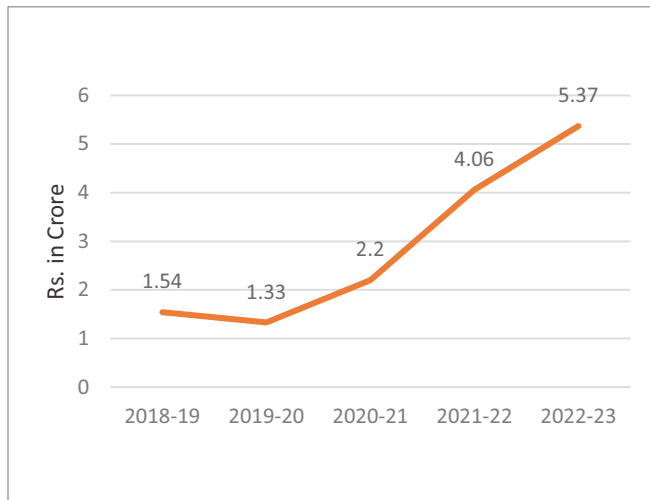
14 HUMAN RESOURCE DEVELOPMENT

Human Resources

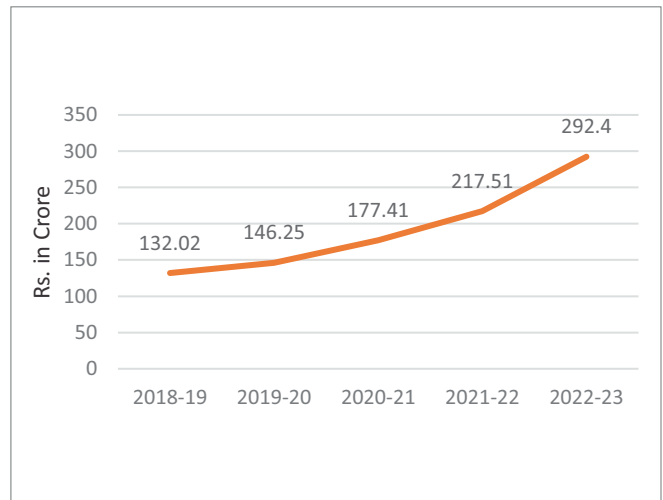
The high-performance culture of your Company is driven by our highly motivated and competent human resources. The total employee strength of the Company was 160 for the FY ended March 2023 as against 156 for the FY ended March 2022, excluding Board Level Executive. The attrition rate of the Company was 1.26% excluding

superannuation cases. The average age of the employees as of 31.03.2023 is ~44 Years. Your Company is expanding and 10 new personnel have joined our workforce during FY 23. The new hires range from Executive-Trainees to General Manager Level.

The Company continually keep on re-energising its human resources, so that professional excellence and personnel are attained at all times. The productivity of employees is demonstrated factually by consistent increases of matrices like loan sanctioned per employee and profit per employee figures.



Profit After Tax Per Employee



Loan Sanctioned Per Employee

Training & Development

To optimize the potential of its human capital, your Company has provided specialized training programs from various premium institutes/organizations in India and abroad, besides in-house training sessions for the employees. The employees are kept updated with the latest developments in their relevant fields. Your Company also coordinated and monitored training programs sponsored by the Department of Economic Affairs (DEA) and Department of Public Enterprises (DPE) in association with premium institutes such as IITs, IIMs, XIM, etc. - apart from behavioural training interventions conducted as a positive reinforcement. Customized virtual in-house programs were organized along with other need-

based programs. A few such programs are listed below:

- a) General Management/Strategic Leadership Program for Public Sector Enterprises
- b) Induction Programme for New Recruits
- c) Risk Management
- d) Infrastructure Financing
- e) Stressed Asset Management & IBC 2016
- f) Public Procurement through Government e-Marketplace (GeM)
- g) Managing Health and Stress through Naturopathy & Yoga, etc.



Celebration of 8th International Yoga Day on 21st June 2022

- h) Cyber Security for Non-IT Officials
- i) Gender Equality and Women Empowerment
- j) Preventive Vigilance

Further, masterclasses on new and emerging areas were organized in association with Boston Consulting Group, from time to time. Your Company also participated in session on 'Machine Learning and Artificial Intelligence in RE' organized by NITI Aayog. Also, sessions on FINTRAK & UPSI module under Insider Trading Regulation and Cyber Security Law were organized.

During FY 23, various lecture series, focused development training programs and workshops were organized by your Company leading to the achievement of 1,671 training man-days.

Reservation and Employment

Your Company ensures compliance with the Directives and Guidelines issued by the Government of India from time to time pertaining to the welfare of SC/ ST/ OBC employees. The group-wise details of SC, ST and OBC employees out of the total strength as on March 31, 2023, are as under:

Group	Total Employees	SCs	STs	OBCs
A	136	16	07	23
B	08	03	-	-
C	16	03	01	03
D	-	-	-	-
Total	160	22	08	26



Shri Bhupinder Singh Bhalla, Secretary, MNRE flagged off the Cyclothon event of IREDA on 12th March 2023

Wellness

Yoga and Meditation sessions are being conducted in the offices daily. Fitness facilities are available to the employees taking care of their health needs. Health camps and sports events like friendly cricket matches, cyclothon, etc. promoting awareness of green energy were organized during the year.

Representation of Women Employees

Women constitute 26.87% of the workforce in the Company. Further, your Company, as a responsible employer, ensures compliance with all directives and guidelines issued by the Government of India from time to time pertaining to the welfare of women employees. The Company celebrated International Women's Day on 8th March 2023.

Disclosure under the Sexual Harassment of Women at Workplace (Prevention, Prohibition and Redressal) Act, 2013.

Your Company is committed to fostering a positive workplace environment, free from harassment of any nature and takes strong and stringent action in the event of reporting any such incident. The Company has in place an Internal Complaints Committee to examine the cases of sexual harassment under the "Sexual Harassment of Women at Workplace (Prevention, Prohibition and Redressal) Act, 2013. During FY 23, no complaint has been received on the subject.

Health & Safety

Occupational health and safety at the workplace is one of the prime concerns. Utmost importance is given to



Celebration of International Women's Day on 8th March 2023.

providing a safe working environment and inculcating safety awareness among the employees. Your Company strives for a caring work environment and nurtures its employees. In a workplace, where employees feel supported & happy, they can perform better. Communication meetings with employees were conducted periodically during the year. Both employees and management complemented each other's efforts in furthering the interest of the Company as well as its stakeholders, signifying and highlighting overall

harmony and cordial employee relations.

Grievance Redressal

Your Company has a Grievance Redressal System for dealing with the grievances of the public at large. The systems are accessible through the Company's website. Quick redressal of grievances within the permissible time frame is ensured. Your Company has a notified Citizen's Charter to ensure transparency in its work activities. The Charter is available on the Company's website to facilitate easy access.

15. AWARDS & RECOGNITION

During FY 23, your Company has been conferred with the following prestigious awards:

Sr. No.	Name of Award	Given By (Agency/ Institution Name)	Date of Receipt
1	12 th PSE Excellence: Awards 2022 Company of the Year under the Mini-Ratna category	Indian Chamber of Commerce	17 th March 2023
2	12 th PSE Excellence: CMD of the Year under the Mini-Ratna category		
3	12 th PSE Excellence: Operational Performance Excellence (1 st runner-up) under the Mini-Ratna category		
4	Central Board of Irrigation and Power Awards 2022' for Outstanding Contribution to the Development of Renewable Energy	Central Board of Irrigation and Power	3 rd March 2023
5	Best performing NBFC for highest Loan Sanctions and Disbursements in 2021-22 in the Renewable Energy Sector	Association of Renewable Energy Agencies of States (AREAS)	27 th August 2022



Shri R.K. Singh, Hon'ble Union Minister of Power, New and Renewable Energy, conferred the 'Central Board of Irrigation and Power Awards 2022' for 'Outstanding Contribution to the Development of Renewable Energy' to IREDA on 3rd March, 2023, in New Delhi



Shri Bhagwanth Khuba, Hon'ble MOS for NRE and C & F, presented the award for best performing NBFC for highest Loan Sanctions and Disbursement in 2021-22 in RE Sector to Shri Pradip Kumar Das, CMD, IREDA on 27th August 2022, in the presence of K. Krishnankutty, Hon'ble Electricity Minister of Kerala and Shri Indu Shekhar Chaturvedi, Secretary, MNRE.



IREDA organised Hindi Pakwada during 14th to 29th September 2022.

16 OFFICIAL LANGUAGE IMPLEMENTATION

Your Company is committed to implementing the guidelines and instructions issued by the Department of Official Language, Ministry of Home Affairs, Government of India and NARAKAS. The targets set for spreading Rajbhasha knowledge for FY 23 have been achieved. Use of Hindi as Official Language is encouraged in your Company. In order to promote the use of Rajbhasha in official work, awareness of Hindi words with English meaning is done daily through SMS notifications. Hindi typing fonts are also available in all computers to enable the use of Hindi in e-office and daily typing work. As a part of compliance with the implementation of official language guidelines, regular Hindi workshops and Hindi meetings etc. are organized from time to time. 4 (Four) Hindi workshops were successfully organized through virtual mode during FY 23.

Hindi Pakhwada was celebrated from 14th-29th

September 2022. E-magazine was released on the occasion of Hindi Pakhwada and Hindi Diwas. During the Hindi Pakhwada many competitions were organized where employees participated enthusiastically. In order to increase the use of Hindi, the e-magazine 'Akshay Kranti' is published regularly in the Company, and is also available on the Hindi website of your Company.

17 VIGILANCE

Your Company ensures the implementation of all the instructions/guidelines issued by the Central Vigilance Commission (CVC) and conducts preventive and administrative vigilance thereby strengthening the systems of the Company. During FY 23, several new initiatives were taken by the Vigilance Department which included notification of guidelines to rationalize systems and procedures and eliminate gaps to ensure transparency.

Your Company is amongst the few CPSEs to have a dedicated online portal for vigilance complaints.



'Vigilance Awareness Week 2022' observed by IREDA from 31st October 2022 to 6th November 2022.

The same can be accessed at <https://onlinela.ireda.in/VigilanceComplaints/VigilanceComplaints/ComplaintForm.aspx?AspxAutoDetectCookieSupport=1>

In accordance with the guidelines of the Central Vigilance Commission, Vigilance Awareness Week was observed from 31st October 2022 to 6th November 2022 with zeal and enthusiasm. The theme of the Vigilance Awareness Week was "Corruption free India for a developed Nation"/"भ्रष्टाचार मुक्त भारत-विकसित भारत". Your Company has implemented CVC mandated Integrity Pact for all eligible contracts. Independent External Monitor (IEM) approved by the Central Vigilance Commission have been appointed to oversee the implementation of the Integrity Pact.

18 RIGHT TO INFORMATION (RTI) ACT, 2005

Your Company has implemented the Right to Information Act 2005 in order to provide information to citizens and to maintain accountability and transparency. The Company has

designated a Central Public Information Officer (CPIO) and First Appellate Authority (FAA) for the effective implementation of the RTI Act. The mandatory reports such as quarterly/annual reports are submitted periodically within the stipulated timelines on the website of the Central Information Commission (www.cic.gov.in). Further, all the relevant details along with suo-motu disclosures under Section 4(1)(b) of the Act, have been hosted on the Company's website (www.ireda.in) for better understanding of the public at large.

During FY 23, a total of 154 applications were received under the RTI Act and all of them have been disposed of as per the RTI Act, within the stipulated timeline.

19 ENVIRONMENTAL AND SOCIAL MANAGEMENT SYSTEMS

Your Company is a key player in the renewable energy sector and a responsible financial institution that has adopted a comprehensive Environmental

and Social Management System (ESMS) to identify and mitigate the impacts (if any) the funded projects have on the environment and society at large. The second version of ESMS was adopted in November 2019 and is effective thereafter.

The Environmental & Social Safeguards Unit (ESSU) of your Company has the primary responsibility of safeguarding impacts pertaining to Environmental and Social (E&S) aspects of various projects and their respective technologies, besides ensuring implementation of the ESMS. During FY 23, E&S Screening and Categorization of about 85 projects were carried out across all technologies funded by the Company. Regular interaction with international lenders is maintained to understand their E&S requirements. This has helped your Company to meet its E&S obligations and has helped the borrowers in managing E&S risks associated with their projects.

In FY 23, your Company updated the “Environmental and Social Management Framework - RE Parks” under the World Bank Line of Credit titled Shared Infrastructure for Solar Parks Project (SISPP) which aims to increase Renewable Energy Generation capacity by setting up large-scale Renewable Energy parks. The said Framework is available on the website and can be accessed at <https://www.ireda.in/images/HTMLfiles/ESMF.pdf>

20 DIRECTORS

Board of Directors and Key Managerial Personnels (KMPs)

As on March 31, 2023, the Company’s Board comprised of 7 Directors which includes 1 (One) Functional Director, 2 (Two) Part-time Government Nominee Directors and 4 (Four) Part-time, Non-Official Independent Directors (IDs). During FY 23, the following changes took place in the composition of the Board of Directors of your Company:

Sl. No.	Name & Nature of Directorship	Date of Appointment/ Cessation	Appointment/ Cessation
1.	Shri Vimalendra A. Patwardhan Director (Govt. Nominee) DIN: 08701559	26.10.2022	Cessation
2.	Shri Dinesh D. Jagdale Director (Govt. Nominee) DIN: 03344721	07.02.2023	Cessation
3.	Shri Padam Lal Director (Govt. Nominee) DIN: 10041387	07.02.2023	Appointment
4.	Shri Ajay Yadav Director (Govt. Nominee) DIN: 10046617	14.02.2023	Appointment
5.	Shri Chintan N. Shah Director (Technical) DIN: 07795952	05.03.2023	Cessation
6.	Shri Ram Nihal Independent Director DIN: 10064841	09.03.2023	Appointment
7.	Smt. Rohini Rawat Independent Director DIN: 10064820	09.03.2023	Appointment

During FY 23, Shri Padam Lal, Joint Secretary & Financial Advisor, MNRE was appointed as the Director (Government Nominee) of the Company w.e.f. February 07, 2023 vide MNRE Order No. 340/85/2017-IREDA dated February 07, 2023, in place of Shri Vimalendra A. Patwardhan, Ex-joint Secretary & Financial Advisor, MNRE. Shri Ajay Yadav, Joint Secretary, MNRE was appointed as the Director (Government Nominee) of the Company w.e.f. February 14, 2023 vide MNRE Order No. 340/85/2017-IREDA dated February 07, 2023, in place of Shri Dinesh D. Jagdale, Joint Secretary, MNRE.

Shri Chintan Shah, Director (Technical) completed his tenure on March 04, 2023 (a/n). Accordingly, he is ceased to be the Director of IREDA w.e.f. March 5, 2023.

The Board acknowledged the valuable contribution made by Shri Vimalendra A. Patwardhan, and Shri Dinesh D. Jagdale, Government Nominee Directors & Shri Chintan N. Shah, Director (Technical) in the growth & governance of the Company during their

tenure as a member of the Board of Directors of the Company.

Shri Ram Nihal & Smt. Rohini Rawat was appointed as Independent Directors of the Company w.e.f. March 09, 2023, vide MNRE Order No. 340-11/1/2018-IREDA dated March 06, 2023.

Shri Pradip Kumar Das was entrusted with the additional charge of Director (Finance), IREDA w.e.f. 06.05.2020 which was extended from time to time by MNRE and last extended for six months w.e.f. 06.05.2022 to 05.11.2022. Subsequently, MNRE vide Office Order No.1/13/2017-IREDA dated April 10, 2023, entrusted the additional charge of Director (Technical), IREDA to Shri Pradip Kumar Das for three months w.e.f. 05.03.2023 or till the appointment of a regular incumbent, or until further orders, whichever is earliest.

As per the provisions of the Companies Act, 2013, the Chairman and Managing Director (CMD), CFO, and Company Secretary are the Key Managerial Personnel (KMPs) of the Company. The role of the CEO is performed by the CMD of the Company and the functions and duties of CFO are performed by GM (F&A) of the Company. Shri Surender Suyal, Company Secretary & Compliance Officer has opted for pre-mature retirement during the FY 23 and ceased to be Company Secretary & Compliance Officer and Chief Compliance Officer (CCO) of your Company on October 31, 2022 (a/n) and thereafter, Smt. Ekta Madan was appointed as Company Secretary & Compliance Officer of your Company w.e.f. November 01, 2022. Shri Surender Suyal was also holding the office of CCO from May 30, 2022, till October 31, 2022. Shri Som Pal was appointed as CCO of your Company w.e.f. November 01, 2022.

Shri Som Pal, General Manager (TS) was Chief Risk Officer (CRO) of the Company till October 31, 2022. Shri Pallav Kapoor, DGM (Risk Management) was appointed as CRO w.e.f. November 1, 2022.

In compliance with the statutory requirements, all the Independent Directors have given their requisite declaration, that they meet the prescribed criteria of

independence and none of the Directors are related inter-se.

Board and its Committees

The Company has constituted Audit Committee, CSR Committee, Nomination and Remuneration Committee, Stakeholders' Relationship Committee, Risk Management Committee, and other Committee as per the operational needs. The composition and scope of the Committees are provided in the Report on Corporate Governance, which forms part of this report. 25 (Twenty-Five) Meetings of the Board of Directors were held during the year. The Composition of the Audit Committee is also provided in the Corporate Governance Report of the Company. There is no instance where the recommendations of the Audit Committee were not accepted by the Board.

21 DIRECTORS' APPOINTMENT /REMUNERATION AND PERFORMANCE EVALUATION

As per Clause of sub-section (3) of Section 134 of the Companies Act, 2013, the requirement of disclosure of policy on the Director's appointment and remuneration criteria for determining qualifications, positive attributes, independence of a Director and other matters provided under sub-section (3) of Section 178 of the Act has been exempted for Government Companies vide Ministry of Corporate Affairs notification dated June 5, 2015. As good governance and to comply with the SEBI Listing Regulations, the Company has made a policy on the Diversity of the Board, appointment/remuneration of directors and senior management personnel, and performance evaluation of Directors. The said policy is available on the Company's website at <https://www.ireda.in/corporate-governance>

The Board of your Company comprises well-qualified Directors, who bring the required skills, competence, and expertise in running the Company and make effective contributions to the Board and its Committees. Being a Government Company, the process for selection, appointment, and induction of Directors vests with the Hon'ble President of India acting through the MNRE and the Department of

Public Enterprises (DPE). The appointing authority considers the integrity, expertise and experience of the individual to be nominated/appointed as director including Independent Director on the Board of your Company. All the Independent Directors got registered their name with the Independent Director's Databank maintained by the Indian Institute of Corporate Affairs.

In compliance with the provisions of the Companies Act, 2013 (the Act) and the exemption granted to Government Companies, your Company has been exempted to disclose in its Board Report, a statement indicating how formal evaluation of the performance of the Board, its committees and individual Directors has been made. The Company enters into a Memorandum of Understanding (MoU) with the Ministry of New and Renewable Energy (MNRE) every year wherein Company is evaluated on various financial and non-financial parameters.

The Independent Directors are entitled to sitting fees for attending the Board and Committee meetings as approved by Board within the limits prescribed under the Act. The Government Nominee Directors are not paid any remuneration/sitting fee by the Company. Your Directors draw the attention of the members to note- 38(10) (Disclosure in respect of Indian Accounting Standard 24 "Related Parties Disclosures") of the financial statements which set out the amount paid during the year to the Independent Directors towards the sitting fee.

22 DECLARATIONS BY INDEPENDENT DIRECTORS

During FY 23, all the Independent Directors have met the requirements specified under Section 149(6) of the Companies Act, 2013 and Regulation 16(1)(b) of SEBI (LODR) Regulations, 2015 for holding the position of 'Independent Director' and necessary declaration from each Independent Director has been received.

Pursuant to Schedule V Para C Clause (10)(i) of SEBI (LODR) Regulations, 2015, M/s P.C. Jain & Co., Company Secretaries, have issued Certificate of Non- Disqualification of Directors, who were on

the Board of Directors during FY 23 and the same is attached in the Annual Report.

23 STATUTORY DISCLOSURES

- a) There was no major change in the nature of Business of the Company during FY 23.
- b) Amount transferred to Reserve has been mentioned under the head "Summary of performance."
- c) The Company has not accepted any public deposits during FY 23 and will not accept any public deposits during FY 24 also.
- d) No significant and material orders were passed by the regulators Courts or tribunals impacting the going concern status and Company's operations in future.
- e) Pursuant to Section-186(11) of the Companies Act, 2013, loans made, guarantees given or securities provided by the Company engaged in the business of financing Companies or of providing infrastructure facilities in the ordinary course of its business are not applicable to the Company. Hence, no disclosure is required to be made.
- f) The Company has not issued any stock options to the Directors or any employee of the Company.
- g) The Company has adequate internal financial controls with reference to the Financial Statements. For details, please refer to the 'Management Discussion and Analysis Report'.
- h) The Guidelines for MSMEs are being followed in the Company and Disclosure as required under Micro, Small and Medium Enterprises Development Act, 2006 are mentioned under NOTE- 38(5) of the financial statements.
- i) During FY 23, the Company, in the capacity of financial creditor has filed Four applications before the National Company Law Tribunal under the Insolvency and

Bankruptcy Code, 2016 for recovery of outstanding loans against its borrowers, being corporate debtors and corporate guarantors. The details of the applications are as under:

(₹ in Crore)	
Corporate Debtors	Debt Amount
M/s Vamshi Rubber Limited	54.13
M/s Siddhanath Sugar Mills Limited	48.27
M/s Shalivahana Green Energy Limited	7.62
M/s Saroj Energy Company Private Limited	24.16
TOTAL	134.18

In the case of M/s Saroj Energy Company Private Limited, after receiving of OTS amount, the application has been withdrawn. The other 3 (three) applications remain sub-judice before Hon'ble NCLTs.

- j) There was no instance of One-Time Settlement with any Bank or Financial Institution during FY 23.
- k) In accordance with Section 92(3) read with Section 134 (3) (a) of the Companies Act, 2013, Annual Return(s) of the Company are available on the website of the Company and can be accessed at <https://www.ireda.in/annual-reports>
- l) Policy on Materiality of Related Party Transactions and dealing with Related Party Transactions is available on the website of the Company and can be accessed at <https://www.ireda.in/corporate-governance>
- m) The Company affirms that a Vigil Mechanism/Whistle Blower Policy is in place and no person has been denied access to the Competent Authority. The whistle-blower policy of the Company is available on the website of the Company and can be accessed at www.ireda.in
- n) The Ministry of Corporate Affairs (MCA) vide Notification dated June 5, 2015, has exempted Government Companies from the disclosure requirement of the provisions of Section 197 of the Companies Act, 2013.

Hence, no disclosure is required to be made.

- o) Requisite information has been timely submitted to the exchanges and is available on the website of the Company.
- p) The Company complies with all applicable mandatory secretarial standards issued by the Institute of Company Secretaries of India.
- q) The Management Discussion and Analysis Report pursuant to Clause 7.5 of DPE Guidelines on Corporate Governance also forms part of the Annual Report.

24 AUDITS & INSPECTION OF ACCOUNTS

Statutory Audit

M/s DSP & Associates, Chartered Accountants, New Delhi (Firm Registration No.: 006791N) were appointed as the Statutory Auditors of your Company for FY 23 by the Comptroller & Auditor General (C&AG) of India. The Statutory Auditors have audited the financial statements of the Company for FY 23 and have given their Audit Report without any qualification, adverse comment, or disclaimer. The audit report forms part of the Annual Report.

Pursuant to provisions of the Section 143(12) of the Companies Act, 2013, neither the Statutory Auditors nor the Secretarial Auditor has reported any incident of fraud during the financial year under review.

Comments of Comptroller and Auditor General of India

The Company has received 'Nil' comments on the Financial Statements for FY 23 from the Comptroller and Auditor General of India (C&AG). The copy of the report of C&AG is annexed to the Annual Report.

Internal Audit

Your Company has an independent internal audit function which continuously evaluates the internal control system including suitable monitoring of adequacy and compliance with policies, procedures, plans, and regulatory and statutory

requirements. Your Company has its Audit Policy. In order to ensure that all checks and balances are in place and all internal control systems are in order, regular & exhaustive internal audits and reviews of the Internal Financial Controls are conducted by experienced firms of Chartered Accountants with close co-ordination with Company's own Internal Audit Division.

Your Company had appointed M/s Ravi Rajan & Company, LLP, Chartered Accountants as Internal Auditor for FY 23. The Audit Committee periodically reviews the significant findings of audits, as prescribed by the Companies Act, 2013, SEBI (LODR) Regulations, 2015 and applicable RBI Guidelines. Internal Audit Reports are discussed with the Management and are reviewed by the Audit Committee of the Board. With the approval of the Board of Directors, your Company has implemented Risk Based Internal Audit (RBIA) Policy in compliance with the RBI guidelines issued on 16th March 2022.

Secretarial Audit

M/s. P.C. Jain & Co., Company Secretaries, were appointed by the Board of Directors to conduct the Secretarial Audit of the Company for FY 23, as required under Section 204 of the Companies Act, 2013 and Rules thereunder. The Secretarial Audit Report for FY 23 is attached herewith in **Annexure-VI** of this Report and the same is self-explanatory.

The observation of the Secretarial Auditor is as under:

1. The Company has not complied with Clause 3.1.4 of DPE Guidelines on Corporate Governance and Regulation 17 (1) (a), 17(1) (b) of SEBI (LODR) Regulations, as the Company did not have requisite number (50%) of Independent Directors on the Board and woman director till March 8, 2023
2. Registrar of Companies, NCT of Delhi & Haryana, vide its order dated September 30, 2022 imposed the penalty of ₹ 2,62,000/- for violation of Section 149(1) of the Companies Act, 2013 w.r.t. non-appointment of Woman Director.

3. The Company has not complied with Regulation 17(10) & 25(4) of SEBI (LODR) Regulations, 2015 in respect of carrying out the performance evaluation of the Independent Directors by the entire Board and review of the performance of Non-Independent Directors by Independent Directors

Regarding the above, it was explained that your company is a Government Company, the power to appoint Independent Directors (including Woman Director) vests with the Government of India. With the appointment of two more Independent Directors (including woman director) on the Board of Company w.e.f. 9th March, 2023, composition of Board is in order under the DPE Guidelines on Corporate Governance and under the SEBI (LODR) Regulations, 2015. Further, the performance evaluation of Directors is done by the Govt. of India, being the appointing authority. Regarding the penalty for woman Directors, the Company filed an appeal on 14th October, 2022 before the office of the Regional Director (Northern Region), MCA, the appellant authority against the order of the adjudication officer seeking the waiver of the penalty. The appeal in the matter is still pending before the office of the Regional Director (Northern Region), MCA to date.

Cost Audit

Your Company has appointed M/s Chandra Wadhwa & Co. as the Cost Auditor for FY 23 in relation to the cost records of the 50 MW solar power project situated at Kasargod, in the state of Kerala. Your Company is maintaining Cost Accounting records as prescribed under the Companies (Cost Records and Audit) Rules, 2014, specified by the Central Government under sub-section (1) of section 148 of the Companies Act, 2013.

25 CORPORATE GOVERNANCE

Your Company is committed to adopting and following the best practices in Corporate

Governance and meets all the applicable requirements which are within its ambit, under the Companies Act, 2013, SEBI LODR Regulations, 2015, Guidelines on Corporate Governance for Central Public Sector Enterprises, 2010 issued by the Department of Public Enterprises and Secretarial Standards issued by the Institute of Company Secretaries of India. Your Company is committed to ethical business decisions and conducting business with a firm commitment to value creation and the expectation of stakeholders.

Your Company considers it an inherent responsibility to disclose timely and accurate information regarding the operations & performance, leadership and governance of the Company. Report on the Corporate Governance is enclosed in **Annexure-IX**, and the certificate thereon, issued by Practicing Company Secretary pursuant to DPE guidelines on Corporate Governance and Schedule V Para E of SEBI (LODR) Regulations, 2015 respectively are attached in **Annexure-VII and VIII** to this Report.

26 PARTICULARS OF CONTRACTS OR ARRANGEMENTS WITH RELATED PARTIES

During FY 23, the Company has not entered into any material contracts/ arrangements/transactions with related parties as defined in Section 188 of the Companies Act, 2013, hence no disclosure is required to be made in Form AOC -2. Your Directors draw the attention of the members to Note 38 (10) of 'Notes on Accounts' of the Financial Statements which sets out Related Party disclosures.

27 MATERIAL CHANGES & COMMITMENTS (IF ANY) AFFECTING THE FINANCIAL POSITION OF THE COMPANY WHICH HAVE OCCURRED BETWEEN THE END OF THE FY AND THE DATE OF THIS REPORT

There are no material changes and commitments, affecting the financial position of the Company which has occurred between the end of FY 23 and the date of this report.

28 MoU WITH THE GOVERNMENT OF INDIA (GOI)

Your Company has signed a Memorandum of Understanding (MoU) with the Ministry of New and Renewable Energy (MNRE), Government of India setting key targets for FY 23. Achievement of the Company as per the MoU parameters are as follows:

S. No.	Parameters	Achievement as on 31.03.2023
1	Revenue from Operations (₹ in Crore)	3,481.97
2	EBTDA as a percentage of Revenue (%)	33.38
3	Return on Net Worth (%)	14.55
4	Return on Capital Employed (%)	7.00
5	Asset Turnover Ratio (%)	6.90
6	Loan Disbursed to Total Funds Available (%)	97.40
7	Overdue loans to Total Loans (%)	0.62
8	NPA to Total Loans (%)	1.66
9	Cost of raising funds through Bonds as compared to similarly rated CPSEs	-29 bps
10	Acceptance / Rejection of Invoices of Goods & Services through TReDS Portal (%)	100
11	Procurement from GeM as % of total procurement (%)	33
12	Earning per Share (in ₹)	3.78

Your Company has achieved "Excellent" rating as per MoU evaluation consistently over the last 2 financial years. For FY 23 also, it is expected to retain Excellent Rating subject to assessment by the Government of India.

29 DIRECTORS' RESPONSIBILITY STATEMENT

Pursuant to the requirement under Section 134(3)(c) and Section 134(5) of the Companies Act, 2013 with respect to the Directors' Responsibility Statement, the Board of Directors of the Company hereby confirm that:

- in the preparation of the annual accounts for the FY ended March 31, 2023, the applicable



Shri Bhupinder Singh Bhalla, Secretary, MNRE, visited IREDA's corporate office in Bhikaji Cama Place, New Delhi, on 20th January, 2023 and reviewed the performance & the future roadmap of IREDA.



EIB's Global Director met CMD, IREDA on 2nd March, 2023, for Collaboration on Renewable Energy and Green Hydrogen projects financing.

accounting standards have been followed and there are no material departures from the same:

- b) the Directors have selected such accounting policies and applied them consistently and made judgments and estimates that are reasonable and prudent so as to give a true and fair view of the state of affairs of the Company as at the end of the FY 23 and of the profit of the Company for the FY 23:
- c) the Directors have taken proper and sufficient care for the maintenance of adequate accounting records in accordance with the provisions of the Companies Act, 2013 for safeguarding the assets of the Company and for preventing and detecting fraud and other irregularities:
- d) the Directors have prepared the annual accounts for FY 23, on a going-concern basis:
- e) the Directors have laid down internal financial controls to be followed by the Company and that such internal financial controls are adequate and were operating effectively: and
- f) the Directors have devised proper systems to ensure compliance with the provisions of all applicable laws & that such systems were adequate and operating effectively.

30 ACKNOWLEDGEMENTS

Your Directors are extremely thankful and acknowledge the excellent support extended to the Company by the Government of India, Ministry of New & Renewable Energy, Niti Aayog, Ministry of Finance, Ministry of Corporate Affairs and other Ministries/Departments of the Government of

India, Reserve Bank of India, Department of Public Enterprises, Department of Investment and Public Asset Management (DIPAM), Securities and Exchange Board of India, National Stock Exchange of India Ltd. & BSE Ltd. and other regulators. Your directors also place on record their appreciation for the support and cooperation of international financial institutions namely the Asian Development Bank (ADB), Agence Francaise de Development (AFD), European Investment Bank (EIB), Japan International Cooperation Agency (JICA), Kreditanstalt fur Wiederaufbau (KfW), and The World Bank.

Your Directors are grateful to the Comptroller and Auditor General (C&AG) of India, Statutory Auditor, Secretarial Auditor, Cost Auditor and Internal Auditor for their valued support and guidance.

The Board also conveys its gratitude to the shareholders for the trust and confidence reposed in the Company and looks forward to their continued support to propel the Company to greater heights.

Your Directors also wish to place on record their deep sense of appreciation for the committed services provided by all the employees working relentlessly in pursuit of excellence for the progress and prosperity of the Company.

Thank you and Jai Hind!

For and on behalf of the Board of Directors

sd/
(Pradip Kumar Das)
Chairman & Managing Director
(DIN:07448576)

Place: New Delhi
Date: June 21, 2023

Special Events



Shri Arvind Kumar Sharma, Hon'ble Minister of Energy, Uttar Pradesh visited IREDA Pavilion at Uttar Pradesh Global Investors Summit 2023.



CMD, IREDA addressed "MSME Banking Conclave 2022"



Shri Bhupinder Singh Bhalla, Secretary, MNRE, visited IREDA Pavilion at Uttar Pradesh Global Investors Summit 2023.



Shri Pradip Kumar Das, CMD, IREDA inaugurated the IREDA pavilion on 6th February, 2023 at "India Energy Week 2023" in Bengaluru, Karnataka.



CMD, IREDA accompanied Shri R.K. Singh, Hon'ble Union Minister of Power & NRE and Officials from MNRE in various bilateral meetings held in the UAE on the sidelines of the IRENA Assembly



IREDA participated in the World Future Energy Summit (WFES) in Abu Dhabi from 16th to 18th January, 2023.

Special Events



IREDA participated in The Make in Odisha Conclave '22 held at Bhubaneswar, Odisha from 30th November to 4th December, 2022.



Dr. Jaganath C.M. Jodidhar, Independent Director, IREDA Visited 500 MW Solar Module manufacturing unit of M/s EmVee Photovoltaic Ltd.



Shri Shabdsharan N. Brahmhatt & Dr. Jaganath C.M. Jodidhar, Independent Directors, IREDA visited 40kWp Solar PV Plant installed at National Gandhi Museum, Delhi under CSR Fund of IREDA on 9th August, 2022



Participation of IREDA Employees children during Vigilance Awareness Week



Essay & Drawing Competitions held at DKS Sr. Secondary School, Lodhi Estate Lodhi Road, New Delhi celebration as part of Vigilance Awareness Week

State-wise Sanction During The Last Five Years

Annexure-I
(₹ in Crore)

Sl. No.	Name of State/ Union Territory	2018-19		2019-20		2020-21		2021-22		2022-23		Cumulative since 1987	
		No. of Projects	Loan Amount	No. of Projects	Loan Amount	No. of Projects	Loan Amount	No. of Projects	Loan Amount	No. of Projects	Loan Amount	No. of Projects	Loan Amount
A	States												
1	Andhra Pradesh	8	1,801.90	4	1,666.72	9	593.21	6	1,491.12	14	4,593.56	342	18,781.83
2	Arunachal Pradesh	1	33.42	0	0.00	2	133.39	2	85.00	2	82.00	14	1,416.23
3	Assam	4	20.65	1	34.50	0	0.00	2	403.62	0	0.00	11	768.17
4	Bihar	2	11.42	0	0.00	0	0.00	1	31.00	1	7.71	14	86.79
5	Chhattisgarh	1	29.95	1	33.58	2	126.47	3	173.67	2	225.20	18	1,026.83
6	Gujarat	13	1,068.50	9	1,147.88	13	1,322.65	12	1,513.27	10	4,120.62	200	12,673.92
7	Goa	1	300.00	0	0.00	0	0.00	0	0.00	0	0.00	9	300.62
8	Haryana	2	11.05	4	288.17	4	232.35	1	1.95	4	456.49	43	1,139.33
9	Himachal Pradesh	3	51.09	3	62.80	13	312.70	8	252.30	8	2,193.19	124	5,563.52
10	Jammu & Kashmir	0	0.00	1	312.42	1	6.00	1	60.00	1	252.00	8	652.35
11	Jharkhand	1	0.54	0	0.00	1	0.99	1	13.00	1	9.53	11	163.95
12	Karnataka	14	1,060.47	22	1,384.56	20	954.19	12	3,882.11	13	3,137.15	428	19,316.18
13	Kerala	0	0.00	0	0.00	0	-	5	839.99	1	500.00	39	1,596.10
14	Madhya Pradesh	1	142.48	4	940.00	2	337.23	2	924.11	4	1,760.43	103	6,281.78
15	Maharashtra	7	1,138.97	12	942.50	13	1,130.03	8	2,566.70	17	1,196.66	440	15,644.71
16	Manipur	0	0.00	0	0.00	1	9.91	0	0.00	0	0.00	4	10.37
17	Mizoram	0	0.00	0	0.00	0	0.00	0	0.00	0	0.00	1	0.16
18	Nagaland	1	200.00	0	0.00	0	0.00	0	0.00	0	0.00	2	200.82
19	NCT of Delhi	2	500.00	12	233.67	9	60.87	3	280.88	4	173.68	98	3,744.23
20	Odisha	1	18.90	2	65.00	3	41.22	9	669.66	4	313.00	43	2,072.65
21	Punjab	3	8.91	0	0.00	3	804.03	6	927.61	0	0.00	70	3,489.46
22	Rajasthan	7	1,254.28	5	1,326.38	7	823.49	12	3,636.76	8	8,571.59	155	21,196.81
23	Sikkim	0	0.00	1	140.00	0	0.00	1	796.73	0	0.00	6	1,302.37
24	Tamil Nadu	13	2,323.09	11	2,368.85	7	925.25	8	1,045.98	7	1,987.43	499	13,282.80
25	Telangana	7	594.52	14	1,402.23	23	1,890.04	11	3,291.12	5	294.97	81	9,103.98
26	Uttar Pradesh	8	515.08	5	291.46	8	691.09	5	467.51	4	333.54	124	4,062.96
27	Uttarakhand	1	3.75	1	8.40	16	556.31	7	79.38	5	1,479.60	60	3,429.15
28	West Bengal	1	3.33	1	10.00	0	0.00	0	0.00	0	0.00	58	278.67
29	NCEF	0	0.00	0	0.00	0	0.00	0	0.00	0	0.00	14	156.56
30	Bridge Loan	0	0.00	0	0.00	0	0.00	0	0.00	0	0.00	47	170.99
31	Multistate Project	5	847.71	0	0.00	3	49.88	2	473.59	4	898.27	30	5,047.39
32	Bill Discounting	0	0.00	0	0.00	0	0.00	0	0.00	0	0.00	11	79.63
	Total 'A'	107	11,939.99	113	12,659.13	160	11,001.30	128	23,907.06	119	32,586.60	3107	153041.34
B	Union Territory												
1	Andaman Nicobar	0	0.00	0	0.00	0	0.00	0	0.00	0	0.00	1	0.11
2	Daman	0	0.00	0	0.00	0	0.00	0	0.00	0	0.00	2	8.13
3	Pondicherry	1	1.88	1	36.98	0	0.00	0	0.00	0	0.00	5	45.27
4	Ladakh	0	0.00	0	0.00	0	0.00	1	14.00	0	0.00	1	14.00
	Total 'B'	1	1.88	1	36.98	0	0.00	1	14.00	0	0.00	9	67.51
C	Total 'A' + 'B'	108	11,941.87	114	12,696.11	160	11,001.30	129	23,921.06	119	32,586.60	3,116	153,108.85

Sector-wise Sanctions During Last Five Years

(₹ In Crore)

Sl. No.	Sector	2018-19	2019-20	2020-21	2021-22	2022-23	Cumulative since 1987
1	Wind Power	1,524.94	1,610.55	524.72	2,538.90	5395.92	34596.76
2	Hydro Power	134.36	295.28	806.82	2,169.04	4,310.17	15,731.52
3	Biomass Power & Cogeneration	24.87	44.12	146.87	42.79	6.84	5,537.38
4	Energy Efficiency & Conservation	0.00	5.00	9.91	95.70	0.00	1,381.71
5	Solar Energy	5,748.62	4,042.09	2,289.49	4,880.24	11,236.04	43,899.38
6	Waste to Energy	327.14	118.38	93.01	0.00	80.94	1,042.23
7	National Clean Energy Fund (NCEF)	0.00	0.00	0.00	0.00	0.00	156.57
8	Bill Discounting	102.35	0.00	0.00	0.00	0.00	181.97
9	Bridge Loan	4.79	85.50	10.81	0.00	0.00	223.86
10	Short Term Loan	2,530.00	5,030.00	4,042.00	10,860.00	849.18	29,787.57
11	Electric Vehicle (EV)	0.00	0.00	0.00	267.79	302.57	570.36
12	Biomass	0.00	0.00	0.00	0.00	117.82	222.19
13	Guaranteed Emergency Credit Line (GECL)	0.00	0.00	206.55	260.10	98.45	565.10
14	Loan Facility to State Utilities*	1300.00	30.00	673.49	894.26	3,750.00	6,647.75
15	Hybrid Wind & Solar	0.00	0.00	0.00	0.00	1651.47	1651.47
16	Ethanol	80.00	193.00	123.05	307.06	2,571.34	3,274.45
17	Manufacturing	62.40	418.75	830.49	1024.99	1,692.86	4,029.49
18	Miscellaneous (Medium Term Loan to Private sector+Guarantee Assistance+ LOC +Transimission)	102.40	823.44	1,244.08	580.19	522.99	3,609.07
	Total	11,941.87	12,696.11	11,001.30	23,921.06	32,586.60	153,108.85

Note:- *Loan Facility to state utilities were earlier shown under 'Short Term Loan' sector. Now, the separate sector has been created and accordingly adjustment has been made for last 4 years.



IREDA funded 9.00 MW Small Hydro Project of M/s. Kakatiya Industries Private Limited, located at Hirakud Dam on Mahanadi River near Village - Rengali, Taluk- Attabira, District- Baragarh, Odisha.

Annexure-III

State-wise Disbursement During Last Five Years

(₹ In Crore)

Sl. No.	Name of State/ Union Territory	2018-19	2019-20	2020-21	2021-22	2021-22	Cumulative since 1987
A	States						
1	Andhra Pradesh	1,680.61	1,416.93	840.60	469.00	4,586.87	15,436.02
2	Arunachal Pradesh	55.69	3.92	34.89	35.71	37.50	286.42
3	Assam	118.47	110.90	79.87	360.00	3.22	672.67
4	Bihar	10.11	1.13	0.00	29.45	7.32	73.63
5	Chandigarh	0.00	0.00	0.00	0.00	0.00	1.19
6	Chhattisgarh	187.33	30.70	0.00	159.60	5.56	570.27
7	Dadar & Nagar Haveli	29.65	0.00	0.00	0.00	0.00	51.47
8	Gujarat	536.04	129.14	412.00	947.97	1,914.51	5,879.66
9	Goa	0.00	0.00	0.00	0.00	0.00	0.22
10	Haryana	6.05	1.73	6.50	44.31	236.68	415.85
11	Himachal Pradesh	130.23	113.14	383.92	130.38	77.63	2,687.17
12	Jammu & Kashmir	5.23	1.02	4.44	61.54	0.00	87.23
13	Jharkhand	0.00	0.54	0.99	9.00	9.05	87.83
14	Karnataka	1,290.87	717.25	729.48	2,507.27	2,505.67	13,096.41
15	Kerala	4.70	0.00	0.00	824.27	508.00	1,507.01
16	Madhya Pradesh	183.66	324.18	319.96	604.67	820.59	3,271.50
17	Maharashtra	1,285.21	631.71	710.95	1,361.51	1,869.69	11,887.77
18	Manipur	0.00	0.00	9.41	0.00	0.00	9.41
19	NCT of Delhi	460.00	0.00	6.09	40.91	297.52	3,263.45
20	Nagaland	0.00	0.00	0.00	0.00	0.00	0.65
21	Odisha	168.20	17.27	15.63	384.47	380.21	1,448.84
22	Punjab	4.99	4.47	802.91	814.23	12.71	2,810.28
23	Rajasthan	701.59	1,468.08	700.48	2,027.52	5,033.77	13,129.31
24	Sikkim	22.94	102.70	37.30	688.85	0.00	1,169.48
25	Tamil Nadu	1,534.89	2,159.91	1,646.52	1,147.91	1,910.81	10,526.56
26	Telangana	575.91	1,047.44	1,382.90	2,409.73	413.63	6,962.47
27	Uttar Pradesh	235.76	112.85	148.97	467.16	115.65	2,223.50
28	Uttarakhand	9.26	10.75	473.31	61.30	885.11	2,006.27
29	West Bengal	3.33	0.00	7.00	2.15	0.00	62.21
30	Multistate Projects	144.65	379.56	37.80	472.59	0.80	1,142.80
	Total 'A'	9,385.37	8,785.31	8,791.92	16,061.49	21,632.52	100,767.55
B	Union Territory						
1	Daman	0.00	0.00	0.00	0.00	0.00	1.49
2	Pondicherry	0.00	0.00	36.43	2.23	0.19	45.00
3	Ladakh	0.00	0.00	0.00	7.10	6.49	13.59
	Total 'B'	0.00	0.00	36.43	9.33	6.68	60.08
C	Total 'A' + 'B'	9,385.37	8,785.31	8,828.35	16,070.82	21,639.21	100,827.63

Sector-wise Disbursement During Last Five Years

(₹ In Crore)

Sl. No.	Sector	2018-19	2019-20	2020-21	2021-22	2022-23	Cumulative since 1987
1	Wind Power	1,557.16	1,057.11	900.65	2,114.38	3,501.61	23,892.65
2	Hydro Power	352.65	295.97	682.91	1,195.09	1,731.23	8,571.13
3	Biomass Power & Cogeneration	21.83	59.04	41.03	9.24	23.97	3,493.24
4	Energy Efficiency & Conservation	2.47	0.54	14.16	77.85	6.49	441.54
5	Solar Energy	3,640.85	2,555.84	1,785.46	3,406.15	7,074.71	25,667.21
6	Waste to Energy	143.79	78.12	147.17	107.20	74.80	604.40
7	National Clean Energy Fund (NCEF)	0.00	0.00	0.00	0.00	0.00	127.14
8	Bill Discounting	92.03	10.10	0.00	0.00	0.00	161.76
9	Short Term Loan	1,177.54	290.92	509.55	198.15	645.49	6,160.70
10	Loan Facility to state utilities*	2,150.00	4,180.00	4,240.00	8,125.00	4,950.00	25,695.00
11	Hybrid Wind & Solar	0.00	0.00	62.50	25.53	1006.75	1,094.78
12	Bridge Loan	4.79	5.82	4.00	0.00	0.00	152.90
13	Biomass (Briquetting, Gasification & Methanation from Industrial Effluents)	0.00	9.07	3.37	7.33	53.02	147.41
14	Guaranteed Emergency Credit Line (GECL)	0.00	0.00	145.17	290.36	104.31	539.84
15	Electric Vehicle (EV)	0.00	0.00	0.00	35.71	332.02	367.73
16	Manufacturing	29.65	86.00	81.47	269.84	1004.30	1,787.14
17	Ethanol	25.00	50.00	131.04	205.20	1130.52	1,541.76
18	Miscellaneous (Transmission)	187.62	106.77	79.87	3.80	0.00	381.30
	Total	9,385.37	8,785.31	8,828.35	16,070.82	21,639.21	1,00,827.63

Note :- *Loan facility to state utilities were earlier shown under 'Short Term Loan' sector. Now, the separate sector has been created and accordingly adjustment has been made for last 4 years.



IREDA provided EV fleet financing to M/s Gensol Engineering Limited.

Annual Report on CSR Activities

1. Brief outline of the CSR Policy of the Company

Your Company's CSR Policy aims to enhance value creation in society through its primary business of promoting self-sustaining investment in projects related to renewable energy, energy efficiency and clean technologies for sustainable development. The aim of CSR activities shall be to complement the primary business of the company with the overall social and environmental concerns related to its primary business.

Overview of the projects undertaken or proposed to undertake:

Your Company's has undertaken or proposed to undertake projects which will-

- Directly or indirectly benefit communities and results, over a period of time, in energy efficiency/ conservation and enhancing the quality of life & economic well-being of the local populace.
- Ensure an increased commitment at all levels in the organization to operate its business in an economically, socially & environmentally sustainable manner.
- Generate a community goodwill for IREDA and help reinforce a positive & socially responsible image of IREDA as a corporate entity.
- Encourage alignment with millennium development goals related to gender sensitivity, skill enhancement, entrepreneurship development etc.
- Encourage partnerships with National Disaster Management Authority (NDMAs) and other organizations at state and national levels to ensure preparedness of communities towards disaster resilience.

2. Composition of CSR Committee:

Sl. No.	Name of Director	Designation / Nature of Directorship	No. of Meetings of CSR Committee during the year	
			Held	Attended
1.	Shri Pradip Kumar Das	Chairman	9	9
2.	Shri Chintan N. Shah	Member (till 04.03.2023)	8	7
3.	Shri Shabdsharan N. Bhahmbhatt	Member	9	9
4.	Dr. Jaganath C. M. Jodidhar	Member (w.e.f. 20.03.2023)	1	1

3. Provide the web-link(s) where Composition of CSR Committee, CSR Policy and CSR projects approved by the Board are disclosed on the website of the company.

CSR Policy : <https://www.ireda.in/csr-policy-of-ireda>

Composition of the CSR Committee : https://www.ireda.in/doc/Committees-of-Board-21032023_1.doc.pdf

CSR Projects : <https://www.ireda.in/doc/CSR-project-in-FY-2022-23.pdf>

4. Provide the executive summary along with web-link(s) of Impact assessment of CSR projects carried out in pursuance of sub-rule (3) of Rule 8, if applicable.

*Nil.

**In accordance with CSR guidelines issued by DPE and in pursuance to Companies (CSR Policy) Rules, 2014 mandates impact assessment shall be carried out project-wise in cases where companies with minimum average CSR obligation of ₹ 10 Crores or more in the immediately preceding 3 financial years and CSR projects with outlays of minimum Rupees One crore have been completed not less than 1 year before undertaking impact assessment.*

Since, IREDA has not sanctioned any such CSR project with outlays of minimum Rupees One Crore except Aspirational District Development Programs in FY 2021-22, impact assessment was not conducted for any CSR project. As far as Aspirational District Development Programs is concerned, it may be noted that the ongoing project is still in progress and impact assessment for these projects will be carried out upon completion of projects.

5. (a) Average net profit of the company as per sub-section(5) of section 135: ₹ 52,886.68 Lakhs
- (b) Two percent of average net profit of the company as per sub-section (5) of section 135: ₹1,057.73 Lakhs
- (c) Surplus arising out of the CSR Projects or programmes or activities of the previous financial years: Nil
- (d) Amount required to be set-off for the financial year, if any: ₹ 333.32 Lakhs
- (e) Total CSR Obligation for the Financial Year [b +c – d]: ₹ 724.41 Lakhs
6. (a) Amount spent on CSR Projects (both Ongoing Project and other than Ongoing Project): ₹ 448.43 Lakhs
- (b) Amount spent in Administrative overheads: Nil
- (c) Amount spent on Impact Assessment, if applicable: Nil
- (d) Total amount spent for the Financial Year [(a)+(b)+(c)]: ₹ 448.43 Lakhs
- (e) **CSR amount spent or unspent for the Financial Year: 2022-23**

Total Amount Spent for the Financial Year (₹ in Lakh)	Amount Unspent (₹ in Lakh)				
	Total Amount transferred to Unspent CSR Account as per sub-section(1) of section 135.		Amount transferred to any fund specified under Schedule VII as per second proviso to sub- section (5) of section 135.		
	Amount	Date of transfer	Name of the Fund	Amount	Date of transfer
448.43*	275.99	24.04.2023	NA	NA	NA

*Amount disbursed against completed and ongoing projects basis the progress of the project.

(f) Excess amount for set off, if any:

Sl. No.	Particular	Amount (₹ in lakhs)
(i)	Two percent of average net profit of the company as per sub-section (5) of section 135	1057.73
(ii)	Total amount spent for the Financial Year*	1057.73
(iii)	Excess amount spent for the Financial Year [(ii)-(i)]	Nil
(iv)	Surplus arising out of the CSR projects or programmes or activities of the previous Financial Years, if any	Nil
(v)	Amount available for set off in succeeding Financial Years [(iii)-(iv)]**	Nil

*Includes ₹448.43 Lakhs actually spent, ₹275.99 Lakhs transferred to unspent account and ₹333.32 Lakhs setoff from excess spends of previous years.

**Does not include ₹28.93 Lakhs available for setoff in succeeding financial years from excess spends of FY23.

Form No. MR-3
SECRETARIAL AUDIT REPORT

For the year ended as on 31st March, 2023
[Pursuant to section 204(1) of the Companies Act, 2013 and
Rule No. 9 of the Companies (Appointment and Remuneration Personnel) Rules, 2014]

To,

The Members
Indian Renewable Energy Development Agency Limited
India Habitat Centre
1st Floor, East Court, Core 4-A
Lodhi Road
New Delhi-110003

Dear Members,

We have conducted the Secretarial Audit of the compliance of applicable statutory provisions and the adherence to good corporate practices by **Indian Renewable Energy Development Agency Limited** having CIN: U65100DL1987GOI027265 (**hereinafter called “the Company”**). Secretarial Audit was conducted in a manner that provided us a reasonable basis for evaluating the corporate conducts/statutory compliances and expressing our opinion thereon.

Based on our verification of the Company’s books, papers, minute books, forms and returns filed and other records maintained by the Company and also the information provided by the Company, its officers, agents and authorized representatives during the conduct of secretarial audit, we hereby report that in our opinion, the company has during the period under review ended as on **March 31, 2023** complied with the statutory provisions listed hereunder and also that the Company has proper Board- processes and Compliance-mechanism in place to the extent, in the manner and subject to the reporting made hereinafter:

We have examined the books, papers, minute books, forms and returns filed and other records maintained by the Company for the financial year ended on **March 31, 2023** according to the provisions of:

- (i) The Companies Act, 2013 (the Act) and the rules made thereunder;
- (ii) The Securities Contracts (Regulation) Act, 1956 (‘SCRA’) and the rules made thereunder;
- (iii) The Depositories Act, 1996 and the Regulations and Bye-laws framed thereunder;
- (iv) Foreign Exchange Management Act, 1999 and the rules and regulations made thereunder to the extent of Foreign Direct Investment, Overseas Direct Investment and External Commercial Borrowings;
- (v) The following Regulations and Guidelines prescribed under the Securities and Exchange Board of India Act, 1992 (‘SEBI Act’):-
 - (a) The Securities and Exchange Board of India (Prohibition of Insider Trading) Regulations, 2015;
 - (b) The Securities and Exchange Board of India (Issue and Listing of Non-Convertible Securities) Regulations, 2021;
 - (c) The Securities and Exchange Board of India (Depositories and Participants) Regulations, 2018; and

- (d) The Securities and Exchange Board of India (Registrars to an Issue and Share Transfer Agents) Regulations, 1993 regarding the Companies Act and dealing with client;

As per the representations made by the management and relied upon by us, during the period under review, provisions of the following Regulations and Guidelines prescribed under the Securities and Exchange Board of India Act, 1992 (SEBI Act') were not applicable to the Company:-

- a) The Securities and Exchange Board of India (Issue of Capital and Disclosure Requirements) Regulations, 2018;
 - b) The Securities and Exchange Board of India (Delisting of Equity Shares) Regulations, 2021;
 - c) The Securities and Exchange Board of India (Buyback of Securities) Regulations, 2018;
 - d) The Securities and Exchange Board of India (Share Based Employee Benefits and Sweat Equity Share) Regulations, 2021
 - e) The Securities and Exchange Board of India (Substantial Acquisition of Shares and Takeovers) Regulation, 2011;
- (vi) The Reserve Bank of India Act, 1934 to the extent applicable on Non-Deposit taking Non-Banking Financial Companies (NBFCs-ND-SI)

We have also examined compliance with the applicable clauses of the following:

- (i) Secretarial Standards, as amended from time to time, issued by the Institute of Company Secretaries of India.
- (ii) The Listing Agreements and Securities and Exchange Board of India (Listing Obligations and Disclosure Requirements) Regulations, 2015.
- (iii) Guidelines on Corporate Governance for Central Public Sector Enterprises (CPSEs) as stipulated in the O.M.F No. 5/2/2016-Policy dated 27th May, 2016 issued by Department of Investment and Public Asset Management (DIPAM), Ministry of Finance, Government of India.

During the period under review the Company has complied with the provisions of the Act, Rules, Regulations, Guidelines, Standards etc. mentioned above subject to the following observations: -

- (i) ***The Company has not complied with the composition of the Board of Directors as required under Clause 3.1.4 of DPE Guidelines on Corporate Governance and Regulation 17(1) (b) of SEBI (Listing Obligations and Disclosure Requirements) Regulations 2015 regarding non-appointment of at least 50% of Independent Directors on the Board during the period under review till 8th March, 2023.***

However, during the financial year, two more Independent Directors were appointed on the Board of Company w.e.f. 9th March, 2023, making the composition of Board in order under the DPE Guidelines on Corporate Governance and under the SEBI (Listing Obligations and Disclosure Requirements) Regulations, 2015.

- (ii) ***The Company has not complied with Regulation 17 (1) (a) of SEBI (Listing Obligations and Disclosure Requirements) Regulations, 2015 in respect of Composition of Board, due to non-appointment of Woman Director during the period under review till 8th March, 2023.***

However, during the financial year one Woman Director was appointed on the Board of the Company w.e.f. 9th March, 2023 making the composition of the Board in order as per the requirement of Regulation 17 (1) (a) of the SEBI (Listing Obligations and Disclosure Requirements) Regulations, 2015.

- (iii) *The Company has not complied with Regulation 17(10) & 25(4) of SEBI (Listing Obligations and Disclosure Requirements) Regulations, 2015 in respect of carrying out the performance evaluation of the Independent Directors by the entire Board and review of performance of Non-Independent Directors by Independent Directors.*

However, as informed by the management, appointments of all the Directors are done by the Govt. of India through Ministry of New and Renewable Energy and accordingly, evaluation of Directors is also done by the Govt. of India, being the appointing authority.

We further report that:

The Board of Directors of the Company is duly constituted with proper balance of Executive Directors, Non-Executive Directors and Independent Directors. The changes in the composition of the Board of Directors that took place during the period under review were carried out in compliance with the provisions of the Act except the followings: -

- (i) *The composition of the Board of Directors of the Company as per Section 149(1) of the Companies Act, 2013 did not comprise the Woman Director till 8th March, 2023. However, the Company appointed one Woman Director on the Board of the Company on 9th March, 2023, making the composition of the Board in order as per the requirement of Section 149(1) of the Companies Act 2013.*

The office of the Registrar of Companies NCT of Delhi & Haryana, Ministry of Corporate Affairs (MCA) issued an order dated 30/09/2022 vide Order No. ROC/D/Adj/2022/Section 149(1)/5781 imposing the penalty for violation of Section 149(1) of the Companies Act, 2013 amounting to Rs. 2,62,000/- in an adjudication proceeding under the Companies Act 2013. However, the company has filed an appeal on 14th October, 2022 before the office of the Regional Director (Northern Region), MCA, the appellant authority against the order of the adjudication officer seeking the waiver of the penalty. The appeal in the matter is still pending before the office of the Regional Director (Northern Region), MCA till date.

Adequate notice is given to all directors to schedule the Board Meetings, agenda and detailed notes on agenda were sent at least seven days in advance, and a system exists for seeking and obtaining further information and clarifications on the agenda items before the meeting and for meaningful participation at the meeting.

All decisions at Board Meetings and Committee Meetings are carried out unanimously as recorded in the minutes of the meetings of the Board of Directors or Committee of the Board, as the case may be.

The company has been generally regular in filing of e-forms/ documents with the Regulatory Authorities under the Companies Act, 2013 and the rules made thereunder

We further report that there are adequate systems and processes in the Company commensurate with the size and operations of the company to monitor and ensure compliance with applicable laws, rules, regulations and guidelines.

We further report that during the audit period no specific events/ actions were taken by the Company which has a major bearing on the Company's affairs in pursuance of the above referred laws, rules, regulations, guidelines, standards, etc. except that-

The Company has raised total funds of Rs. 16,824.40 crore through private placement of IREDA Domestic Taxable Bonds, Term loan (including Short Term Loan) from Banks and FI's from the domestic and/or international financial market during the period under review. The fund raised includes following issuances of Domestic Taxable Bonds during the year:

- a) The Company has made the allotment of “7.46% IREDA Taxable, Redeemable, Non-cumulative, Non-Convertible, Unsecured Bonds Series-XII-A” (“the bonds”) in the nature of Debentures of Face value of Rs. 10 lakh each, aggregating to Rs. 648.40 crores on Private Placement basis during the period under review
- b) The Company has made the allotment of “7.85% IREDA Taxable, Redeemable, Non-cumulative, Non-Convertible, Unsecured Bonds Series-XII-B” (“the bonds”) in the nature of Debentures of Face value of Rs. 10 lakh each, aggregating to Rs. 1200 crores on Private Placement basis during the period under review
- c) The Company has made the allotment of “7.79% IREDA Taxable, Redeemable, Non-cumulative, Non-Convertible, Unsecured Bonds Series-XII-C” (“the bonds”) in the nature of Debentures of Face value of Rs. 10 lakh each, aggregating to Rs. 515 crores on Private Placement basis during the period under review
- d) The Company has made the allotment of “7.94% IREDA Taxable, Redeemable, Non-cumulative, Non-Convertible, Unsecured Bonds Series-XII-D” (“the bonds”) in the nature of Debentures of Face value of Rs. 1 lakh each, aggregating to Rs. 1500 crores on Private Placement basis during the period under review.

**For P. C. Jain & Co.
Company Secretaries
FRN: P2016HR051300)**

**Sd/-
(P C Jain)
Managing Partner
CP No. 3349
M No. 4103**

**Place: Faridabad
Date: 24/05/2023
UDIN: F004103E000369017**

To,

‘Annexure A’

The Members,
Indian Renewable Energy Development Agency Limited
India Habitat Centre
1st Floor, East Court, Core 4-A
Lodhi Road
New Delhi-110003

Sir,

Our Secretarial Audit Report for the year ended as on 31st March, 2023 of even date is to be read along with this letter

1. Maintenance of secretarial records is the responsibility of the management of the Company. Our Responsibility is to express an opinion on these secretarial records, based on our inspection of records produced before us for Audit.
2. We have followed the audit practices and processes as were appropriate to obtain reasonable assurance about the correctness of the contents of the secretarial records. The verification was done on test basis to ensure that correct facts are reflected in secretarial records. We believe that the processes and practices, we followed provide a reasonable basis for our opinion.
3. We have not verified the correctness and appropriateness of financial records and Books of Accounts of the Company and our report is not covering observations/ comments/ weaknesses already pointed out by the other Auditors.
4. Wherever required, we have obtained the Management representation about the compliance of laws, rules and regulation and happening of events etc.
5. The Compliance of the provisions of corporate and other applicable laws, rules, regulations, standards is the responsibility of management. Our examination was limited to the verification of procedures on test basis and to give our opinion whether Company has proper Board-processes and Compliance-mechanism in place or not.
6. The Secretarial Audit Report is neither an assurance as to future viability of the Company nor of the efficiency or effectiveness with which the management has conducted the affairs of the Company.

**For P. C. Jain & Co.
Company Secretaries
FRN: P2016HR051300)**

**Sd/-
(P C Jain)
Managing Partner
CP No. 3349
M No. 4103**

**Place: Faridabad
Date: 24/05/2023
UDIN: F004103E000369017**

ANNEXURE-VII

Compliance Certificate On Corporate Governance

To,

The Members,
Indian Renewable Energy Development Agency Limited
India Habitat Centre
1st Floor, East Court, Core 4-A,
Lodhi Road, New Delhi-110003

Dear Sir,

We have examined all relevant records of Indian Renewable Energy Development Agency Limited (“**the Company**”) for the purpose of certifying compliance condition of the Corporate Governance Guidelines (“**Guidelines**”) issued by the Department of Public Enterprises (**DPE**) for CPSEs, Ministry of Heavy Industries and Public Enterprises, Government of India for the financial year ended on 31st March, 2023.

The Compliance of the conditions of the Corporate Governance in accordance with the Guidelines is the responsibility of the management. Our examination is limited to review of procedures and implementation thereof. This certificate is neither an assurance as to the future viability of the company nor of the efficacy or effectiveness with which the management has conducted the affairs of the Company.

In our opinion and on the basis of our examination of the records produced, explanations and information furnished to us, we certify that the Company has complied with the conditions of Corporate Governance as stipulated in the DPE Guidelines on Corporate Governance for Central Public Sector Enterprises *except that the Company has not complied with the composition of the Board of Directors as required under Clause 3.1.4 of DPE Guidelines on Corporate Governance regarding non-appointment of at least 50% of Independent Directors on the Board during the period under review till 8th March, 2023. However, during the financial year, two more Independent Directors were appointed on the Board of Company w.e.f. 9th March, 2023 itself making the composition of Board in order as per the requirement of Clause 3.1.4 of DPE Guidelines on Corporate Governance.*

For P. C. Jain & Co.
Company Secretaries
FRN: P2016HR051300)

Sd/-
(P C Jain)
Managing Partner
M No. F4103
CP No. 3349

Place: Faridabad
Date: 24/05/2023
UDIN: F004103E000369094

**CERTIFICATE ON COMPLIANCE WITH THE CONDITIONS OF CORPORATE GOVERNANCE AS
PER SEBI (LISTING OBLIGATIONS AND DISCLOSURE REQUIREMENTS) REGULATIONS , 2015
FOR THE FINANCIAL YEAR 2022-23**

To

The Members
Indian Renewable Energy Development Agency Limited
India Habitat Centre
1st Floor, East Court, Core 4-A
Lodhi Road
New Delhi-110003

Dear Members,

We, P C Jain & Co, Company Secretaries, the Secretarial Auditors of Indian Renewable Energy Development Agency Limited (“the Company”) have examined the compliance of conditions of Corporate Governance by the Company for the year ended March 31, 2023 as prescribed in Securities and Exchange Board of India (Listing Obligations and Disclosure Requirements) Regulations, 2015, as amended (collectively referred to as “SEBI Listing Regulations/ SEBI (LODR) Regulations 2015”), and applicable on the Company.

Management’s Responsibility

The compliance of the conditions of Corporate Governance is also the responsibility of the management and Board of Directors of the Company as stipulated in the SEBI Listing Regulations, issued by the Securities and Exchange Board of India.

The preparation of the Corporate Governance Report and maintenance of all relevant supporting records and documents is the responsibility of the Management of the Company. This responsibility also includes the design, implementation, and maintenance of internal control relevant to the preparation and presentation of Corporate Governance Report.

Auditor’s Responsibility

Our responsibility is limited to examining the procedures and implementation thereof, adopted by the company for ensuring the compliance with the conditions of corporate governance.

We have carried out an examination of relevant records of the company in accordance with the Guidance Note on Corporate Governance Certificate issued by the Institute of Company Secretaries of India (ICSI). We have complied with the relevant applicable requirements of the Standard on Quality.

OPINION

The procedures include examining evidence supporting the particulars in the Corporate Governance Report on a test basis. Further, our scope of work under this report did not involve us performing audit tests for the purposes of expressing an opinion on the fairness or accuracy of any of the financial information or the financial statements of the Company taken as a whole.

Based on our examination of the relevant records and to the best of our information and according to explanations given to us and the representations made by the company, we certify that the Company has complied with the conditions of Corporate Governance as stipulated in the Listing Regulations 17 to 27 of the SEBI Listing Regulations during the financial year ended March 31, 2023, except the composition of the Board of Directors is not as per Regulation 17(1)(a) and 17(1)(b) of the SEBI (LODR) Regulation 2015 due to not having requisite number of Independent Directors and Woman Director resulting in non-compliance of Regulation 17(1)(a) and 17(1)(b) till 8th March, 2023. However, two more Independent Directors including woman Director were appointed on the Board of Company w.e.f. 9th March, 2023 itself making the composition of Board in order as per Regulation 17(1)(a) and 17(1)(b) of SEBI (LODR) Regulations 2015.

The company has also not carried out the performance evaluation of Directors and review of performance of Non-Independent Directors as per the statutory provisions under the Regulation 17 (10) and 25(4) of the SEBI (LODR) Regulations 2015. However, as per the company's explanation, the company being a Government Company, performance evaluation of Directors and performance review of independent directors are carried out by the Government of India through its Administrative Ministry.

We further state that such compliance is neither our assurance as to the future viability of the Company nor of the efficiency or effectiveness with which the management has conducted the affairs of the Company.

**For P. C. Jain & Co.
Company Secretaries
FRN: P2016HR051300)**

**Date: 15th June, 2023
Place: Faridabad
UDIN: F004103E000490534**

**Sd/-
(P C Jain)
Managing Partner
M No. F4103
CP No. 3349**

Report on Corporate Governance

Corporate governance is about maximising shareholder value legally, ethically and sustainably. The principles of Corporate Governance are based on transparency, accountability and focus on the sustainable success of the Company over the long-term. Corporate governance is a means of rules, practices and processes by which a Company is directed and controlled to ensure law in letter & spirit and adhering to ethical standards for effective management. Corporate governance ensures interest of all stakeholders.

Your Company has always endeavored to implement and maintain high standards of Corporate Governance norms and has been practicing the principles of good Corporate Governance since its incorporation.

As a wholly owned Government Company-Guidelines on Corporate Governance for Central Public Sector Enterprises issued by Department of Public Enterprises (DPE), Ministry of Heavy Industries and Public Enterprises, Government of India, are followed by the Company. A report in line with the requirements of the SEBI (Listing Obligations and Disclosure Requirements) Regulations 2015, as amended from time to time (hereinafter referred as SEBI LODR Regulations) and DPE Guidelines on Corporate Governance. DPE Guidelines is given below as a part of the Director's Report along with a Certificate issued by Practicing Company Secretaries M/s P.C. Jain & Co. regarding compliance with the provisions of Corporate Governance.

1. COMPANY'S PHILOSOPHY ON CORPORATE GOVERNANCE

Our Corporate Governance philosophy has been scripted as under:

The Company firmly believes and consistently practices good corporate governance. The Company's policy is reflected by the values of transparency, professionalism and accountability. The Company constantly strives towards betterment of these aspects and thereby generating long-term economic value for its customers, employees, stakeholders and the society as a whole.

Your Company is committed to be a competitive, client-friendly and development-oriented organization, financing and promoting renewable energy and energy efficiency projects. The Company's corporate structure conduct of business and disclosure practices have been aligned to its Corporate Governance Philosophy.

2. BOARD OF DIRECTORS

The Board of Directors ('the Board') have ultimate responsibility for the management, general affairs, direction, performance and long-term success of business as a whole. The Board formulates strategies and policies, oversees their implementation and also reviews Company performance periodically.

The Board of your Company provides leadership, objective judgment, strategic guidance and exercise control over the Company while remaining all times accountable to all stakeholders. The Board draws upon its powers and manages the affairs of the Company within the framework set out in the Companies Act, Memorandum and Articles of Association of the Company, listing agreement with the Stock Exchanges, RBI Guidelines, DPE Guidelines and internal codes / procedures of the Company etc. As on March 31, 2023, the Composition of the Board of your Company is in conformity with the provisions of the Companies Act, SEBI LODR Regulations and DPE Guidelines on Corporate Governance. As on March 31, 2023, the Company's Board comprised of 7 Directors which includes 1 (One) Functional Director, 2 (Two) Part-Time Government Nominee Directors and 4 (Four) Part-time Non-Official Independent Directors (IDs). A brief profile of all the Directors is provided in this report.

❖ Composition of the Board of Directors

The Company is a Government Company within the meaning of Section 2(45) of the Companies Act, 2013 as 100% of the paid-up share capital is owned by the President of India (Govt. of India). The Articles of Association of the Company further provides that the power to appoint Directors on the Board vests with the President of

India acting through Administrative Ministry viz. Ministry of New and Renewable Energy (MNRE)

and the strength of the Board shall not be less than 3 Directors and not more than 15 Directors.

The composition of the Board as on March 31, 2023 are as follows:

Sl.	Name of the Director and DIN	Designation	Director Since
Whole-time Director (Executive Director)			
1.	Shri Pradip Kumar Das DIN: 07448576	Chairman & Managing Director	06.05.2020
Ex-officio Part-Time Directors (Non-Executive Directors)			
2.	Shri Padam Lal DIN: 10041387	Director (Govt. Nominee)	07.02.2023
3.	Shri Ajay Yadav DIN: 10046617	Director (Govt. Nominee)	14.02.2023
Part-Time Non-Official Independent Directors (Non-Executive Directors)			
4.	Shri Shabdsharan N. Brahmhatt DIN: 09483059	Independent Director	28.01.2022
5.	Dr. Jaganath C.M. Jodidhar DIN: 09556253	Independent Director	31.03.2022
6.	Shri Ram Nihal DIN: 10064841	Independent Director	09.03.2023
7.	Smt. Rohini Rawat DIN: 10064820	Independent Director	09.03.2023

Shri Pradip Kumar Das was entrusted with additional charge of Director (Finance), IREDA w.e.f. 06.05.2020 which was extended from time to time by MNRE and last extended for a period of six months w.e.f. 06.05.2022 to 05.11.2022. Subsequently, MNRE vide Office Order

No.1/13/2017-IREDA dated April 10, 2023, entrusted the additional charge of Director (Technical), IREDA to Shri Pradip Kumar Das for a period of three months w.e.f. 05.03.2023 or till the appointment of a regular incumbent, or until further orders, whichever is earliest.

❖ Changes in composition of the Board

Changes in composition of the Board held during the Financial Year 2022-23 (hereinafter referred as FY 23) and previous Financial Year 2021-22 (hereinafter referred as FY 22) are mentioned below:

Sl.	Name & Nature of Directorship	Effective date of Appointment/ Cessation	Nature of Change (Appointment/ Cessation)
Changes in Directors in FY 23			
1.	Shri Vimalendra A. Patwardhan Director (Govt. Nominee) DIN: 08701559	26.10.2022	Ceased as Government Nominee Director vide MNRE order no. 340/85/2017-IREDA dated October 31, 2022.
2.	Shri Dinesh D. Jagdale Director (Govt. Nominee) DIN: 03344721	07.02.2023	Ceased as Government Nominee Director vide MNRE order no. 340/85/2017-IREDA dated February 07, 2023.

Sl.	Name & Nature of Directorship	Effective date of Appointment/ Cessation	Nature of Change (Appointment/ Cessation)
3.	Shri Padam Lal Director (Govt. Nominee) DIN: 10041387	07.02.2023	Appointed as Govt. Nominee Director w.e.f. February 07, 2023 vide MNRE order no. 340/85/2017-IREDA dated February 07, 2023.
4.	Shri Ajay Yadav Director (Govt. Nominee) DIN: 10046617	14.02.2023	Appointed as Govt. Nominee Director w.e.f. February 14, 2023 i.e., DIN allotment date (DIN: 10046617) vide MNRE order no. 340/85/2017-IREDA dated February 07, 2023.
5.	Shri Chintan N. Shah Director (Technical) DIN: 07795952	05.03.2023	Ceased as Director (Technical) due to the completion of his tenure in IREDA on March 04, 2023 (a/n).
6.	Shri Ram Nihal Independent Director DIN: 10064841	09.03.2023	Appointed as Independent Director w.e.f. March 09, 2023 i.e., DIN allotment date (DIN: 10064841) vide MNRE order no. 340-11/1/2018-IREDA dated March 06, 2023.
7.	Smt. Rohini Rawat Independent Director DIN: 10064820	09.03.2023	Appointed as Independent Director w.e.f. March 09, 2023 i.e., DIN allotment date (DIN: 10064820) vide MNRE order no. 340-11/1/2018-IREDA dated March 06, 2023
Changes in Directors in FY 22			
1.	Shri Dinesh D. Jagdale Director (Govt. Nominee) DIN: 03344721	08.07.2021	Appointed as the Director (Government Nominee) of the Company w.e.f. July 8, 2021 vide MNRE Order No. 340/85/2017-IREDA dated July 8, 2021
2.	Shri Bhanu Pratap Yadav Director (Govt. Nominee) DIN: 07835275	08.07.2021	Ceased as the Director (Government Nominee) of the Company w.e.f. July 8, 2021 vide MNRE Order No. 340/85/2017-IREDA dated July 8, 2021
3.	Shri Shabdsharan N. Brahmbhatt Independent Director DIN: 09483059	28.01.2022	Appointed as Independent Director w.e.f. January 28, 2022 vide MNRE Order No. 340-11/1/2018-IREDA dated January 21, 2022
4.	Dr. Chennakesava M. Jaganath Independent Director DIN: 09556253	31.03.2022 (a/n)	Appointed as Independent Director w.e.f. March 31, 2022 (a/n) vide MNRE Order No. 340-11/1/2018-IREDA dated March 28, 2022.

❖ **Number of Board Meetings held during the FY 23.**

The meetings of the Board of Directors are convened by giving appropriate advance notices. To address any urgent needs, sometimes Board meetings are also called at a shorter notice subject to observance of statutory provisions. In case of

urgency, resolutions are also passed through circulation, in accordance with the statute. Detailed agenda notes, management reports and other explanatory statements are normally circulated at least a week before the Board Meeting amongst the Board Members for facilitating meaningful, informed and focused discussions in the meeting. The agenda papers for the Board are

circulated electronically, by uploading relevant papers on a secured web-based online application, thereby circulation of printed agenda papers had been eliminated. To keep pace with the changing environment, your Company continues to endeavor towards digitization of processes. Video-conferencing facilities for participation in Board/Committee meetings are also being provided to the Directors in accordance with the provisions of the Companies Act & Secretarial Standards issued by the Institute of Companies Secretaries of India. The Chairman & Managing Director with the consent of other Board members decides inclusion of any matter in the agenda for discussion in the meeting of the Board. Head of Department (HoDs)/Senior Management Officials are also called to provide additional inputs on the matters being discussed in the meetings of the Board, if required. The Board is also given detailed presentation on certain agenda items, if required. Post meeting, a copy of the draft minutes and signed minutes are circulated to the Directors within the prescribed time.

During the FY 23, 25 (Twenty-Five) Board Meetings were held viz. on 18.04.2022,

26.04.2022, 30.04.2022, 09.05.2022, 23.05.2022, 14.07.2022, 28.07.2022, 10.08.2022, 30.08.2022, 12.09.2022, 28.09.2022, 21.10.2022, 01.11.2022, 11.11.2022, 24.11.2022, 15.12.2022, 30.12.2022, 11.01.2023, 31.01.2023, 09.02.2023, 28.02.2023, 04.03.2023, 15.03.2023, 24.03.2023 & 29.03.2023. The minimum and maximum interval between any two Board Meetings was 3 day and 51 days respectively.

The Board has complete access to all the relevant information within the Company including those prescribed in the DPE Guidelines on Corporate Governance.

❖ **Attendance record of Directors at Board Meetings and last Annual General Meeting and number of other Directorships / Committee Memberships / Chairmanships.**

Attendance of each Director at the Board Meetings held during FY 23 (including for the last Annual General Meeting held on August 10, 2022) and number of other Directorships / Committee Memberships / Chairmanships, of each Director is given below:

Name and Designation of the Director	Board Meetings during the year (as per tenure)		No. of other Directorship in other companies as on 31.03.2023	Directorship held in the other Listed entities, category of Directors	No. of Committee position held in other Companies as on 31.03.2023*		No. of shares and convertible instruments held in the NBFC (including the company)	Attendance at the last AGM (10.08.2022)
	Held	Attended			As Member	As Chairman		
Shri Pradip Kumar Das Chairman & Managing Director (w.e.f. 06.05.2020)	25	25	NIL	NIL	NIL	NIL	NIL	Attended
Shri Chintan Shah Director (Technical) (w.e.f. 05.03.2018 till 04.03.2023)	22	21	NIL	NIL	NIL	NIL	NIL	Attended
Shri Vimalendra A. Patwardhan Director (Govt. Nominee) (w.e.f. 17.02.2020 till 25.10.2022)	12	10	NIL	NIL	NIL	NIL	NIL	Not- attended

Name and Designation of the Director	Board Meetings during the year (as per tenure)		No. of other Directorship in other companies as on 31.03.2023	Directorship held in the other Listed entities, category of Directors	No. of Committee position held in other Companies as on 31.03.2023*		No. of shares and convertible instruments held in the NBFC (including the company)	Attendance at the last AGM (10.08.2022)
	Held	Attended			As Member	As Chairman		
Shri Dinesh D. Jagdale Director (Govt. Nominee) (w.e.f. 08.07.2021 till 06.02.2023)	19	16	NIL	NIL	NIL	NIL	100	Attended
Shri Padam Lal Director (Govt. Nominee) (w.e.f. 07.02.2023)	5	3	6	NIL	1	3	NIL	NA
Shri Ajay Yadav Director (Govt. Nominee) (w.e.f. 14.02.2023)	5	2	NIL	NIL	NIL	NIL	NIL	NA
Shri Shabdsharan N. Brahmhatt Independent Director (w.e.f. 28.01.2022)	25	25	NIL	NIL	NIL	NIL	NIL	Attended
Dr. Jaganath C. M. Jodidhar Independent Director (w.e.f. 31.03.2022 a/n)	25	25	NIL	NIL	NIL	NIL	NIL	Attended
Shri Ram Nihal Independent Director (w.e.f. 09.03.2023)	3	3	NIL	NIL	NIL	NIL	NIL	NA
Smt. Rohini Rawat Independent Director (w.e.f. 09.03.2023)	3	3	NIL	NIL	NIL	NIL	NIL	NA

Notes:

- *Does not include Chairmanship/Membership in Board Committees other than Audit Committee and Shareholders'/Investors' Grievance Committee.
- None of the Directors of the Company is in any way related to each other.
- N.A. indicates that concerned person was not a Director in the Company on the relevant date.
- None of the Directors on Board is a member of more than 10 Committees or Chairperson of more than 5 Committees across all the Listed companies in which they are a Director as prescribed under Regulation 26 of SEBI LODR Regulations.
- Shri Dinesh Dayanand Jagdale, former Director (Govt. Nominee) of the Company, who ceased to be a Director of the Company w.e.f. 07.02.2023, holds 100 shares of ₹10/- each in the Company

❖ **Information available to the Board of Directors:**

The Board has complete access to all relevant information within the Company. The information regularly supplied to the Board generally includes:

- Annual operating plans, budgets and any updates therein.
- Capital budgets and any updates therein.
- Quarterly financial results.
- Quarterly MoU achievements/ results for the Company.
- Minutes of meetings of Audit Committee and other Committees of the Board.
- Information on recruitment of senior officers just below the Board level.
- Material show cause, demand, prosecution notices and penalty notices, if any.
- Any material default in financial obligations to and by the Company or substantial non-payment for services provided by the Company.
- Details of any joint venture or collaboration agreement.
- Investments.
- Quarterly foreign exchange exposures and the steps taken by management to limit the risks of adverse exchange rate movement, if material.
- Report on compliance/non-compliance of regulatory or statutory provisions applicable on the Company.
- Action Taken Report on decision taken by the Board which provides an updated status on all such pending matters.
- Information relating to major legal disputes.
- Quarterly Report on Compliance with Corporate Governance norms.

- Any other information required to be presented to the Board for information and/or approval.

❖ **Inter-se relationship between Directors**

There is no inter-se relationship between the Directors of the Company.

❖ **Shares and convertible instruments held by Non-Executive Directors**

As on March 31, 2023, none of the Non-Executive Directors hold any shares or convertible instruments in the Company. Shri Dinesh Dayanand Jagdale, former Director (Govt. Nominee) of the Company, who ceased to be a Director of the Company w.e.f. 07.02.2023, was holding 100 shares of ₹10/- each in the Company.

❖ **Familiarization/Training Programme to Board Members**

The Board members based on their requirement, attend various seminars, conferences, training programme from time to time. During the FY 23, DPE organized a Two-day orientation & learning summit for Non-official Independent Directors of CPSEs from July 11, 2022 to July 12, 2022 which was attended by then Independent Directors of the Company. Further training programme are also conducted internally to familiarize Directors, inter-alia, about the business & Risk profile of the Company, roles & responsibilities of Directors defined in the Companies Act, 2013 and SEBI LODR Regulations.

The details of familiarization programs imparted to Independent Directors are displayed on the Company's website after completion of the programme. The details can be accessed at <https://www.ireda.in/doc/FamiliarisationDirectors-27032023.pdf>

❖ **Information related to Independent Directors**

All Independent Directors have submitted the requisite declaration(s), that they meet the criteria of independence specified under Companies Act, 2013 and SEBI LODR Regulations.

Being a Government Company, the Independent Directors are appointed by the President of India, acting through the administrative ministry i.e. Ministry of New and Renewable Energy and accordingly, the appointing authority consider the integrity, expertise and experience of the individual to be appointed/nominated as Independent Director of the Company. The Independent Directors are independent of the management. Further, no Independent Director has resigned during the FY 23.

❖ **Separate Meeting of Independent Directors**

A separate meeting of Independent Directors were held on 21.10.2022 & 4.03.2023 during the FY 23.

❖ **A Chart or matrix setting out the skills/expertise/competencies identified of the board and name of directors having such skills/expertise/competencies as required in the context of its business(es) and sector(s) for and efficient functioning**

Being a Government Company, the power to appoint functional/Official Part-time Directors/Non-Official Part-time Directors (Independent Directors) vests with the President of India, acting through the administrative ministry, takes into consideration the skills/expertise/competencies of the Directors incumbent at the time of appointment. Brief profile of the Directors which includes their qualification and experience are mentioned in the Annual Report.

❖ **Code of Conduct**

The Board of Directors has laid down a Code of Conduct for the Board members and Senior Management Personnel in alignment with Company's mission and objectives and aims at enhancing ethical and transparent process in managing the affairs of the Company. A copy of the Code of Conduct is available on the website of the Company i.e. <https://www.ireda.in/images/HTMLfiles/CodeOfBusinessConductAndEthics.pdf>

Declaration as required under DPE Guidelines on Corporate Governance

All Board Members and Senior Management Personnel, IREDA have affirmed compliance with the 'Code of Business Conduct and Ethics for Board Members and Senior Management Personnel' of the Company for the Financial Year ended March 31, 2023.

(Pradip Kumar Das)
Chairman & Managing Director
DIN-07448576

3. COMMITTEES OF THE BOARD OF DIRECTORS

In terms of the regulatory requirements and in order to facilitate expeditious consideration and focused decision making on the affairs of the Company, the Board has constituted Board level committees with distinct role, accountability and authority. The details of such committees as on March 31, 2023 are given herein below:

- 3.1 Audit Committee of Directors;
- 3.2 Loan Committee of Directors;
- 3.3 Nomination & Remuneration Committee of Directors;
- 3.4 Corporate Social Responsibility Committee of Directors;
- 3.5 Stakeholders Relationship Committee of Directors;
- 3.6 IT Strategy Committee
- 3.7 Risk Management Committee
- 3.8 NPA & Stressed Asset Resolution Committee
- 3.9 Review Committee for Non-Co-operative Borrower and Willful defaulter

The minutes of the meetings of the Committees are placed before the Board for information.

3.1 Audit Committee of Directors

As per the requirements under the Companies Act, DPE's Guidelines on Corporate Governance for

CPSEs, Securities and Exchange Board of India (Listing Obligations and Disclosure Requirements) Regulations, 2015 and RBI's Corporate Governance norms, the Board of Directors of the Company has duly constituted an Audit Committee of Directors. As on March 31, 2023, the Audit Committee comprises of the following members:

Sl. No.	Name & Designation	Chairman/Member
1.	Shri Shabdsharan N. Brahmabhatt Independent Director	Chairman
2.	Shri Padam Lal Director (Govt. Nominee)	Member
3.	Shri Ram Nihal Independent Director	Member
4.	Smt. Rohini Rawat Independent Director	Member

Director (Finance), Director (Technical), GM(F&A)/CFO are special invitee to the meeting. The Statutory Auditor, Internal Auditor and Cost Auditors of the Company are also invited to the meetings of the Audit Committee while discussing financial statements/ financial results, Internal Audit Reports and Cost Audit Reports respectively.

❖ **Terms of Reference of the Audit Committee:**

1. Oversight of the Company's financial reporting process and the disclosure of its financial information to ensure that the Financial Statement is correct, sufficient and credible.
2. To recommend to the Board for the appointment, remuneration and terms of appointment of the auditors of the Company.
3. Approval of payment to the Statutory Auditors for any other services rendered by the Statutory Auditors.
4. Reviewing with the management, the Annual Financial Statements and the Auditors' Report thereon before submission to the Board for approval with particular reference to:
 - (a) Matters required to be included in the Directors' Responsibility Statement to be included in the Board's Report in terms of clause (c) of sub-section 3 of Section 134 of the Companies Act, 2013;
 - (b) Changes, if any, in accounting policies and practices and reasons for the same;
 - (c) Major accounting entries involving estimates based on the exercise of judgment by management;
 - (d) Significant adjustments made in the Financial Statements arising out of audit findings;
 - (e) Compliance with listing and other legal requirements relating Financial Statements;
 - (f) Disclosure of any Related Party Transactions; and
 - (g) Modified opinion(s) in the draft Audit Report.
5. Reviewing with the management, the quarterly/half-yearly Financial Statements before submission to the Board for approval.
6. Reviewing with the management, performance of Statutory and Internal Auditors and adequacy of the internal control systems.
7. Reviewing the adequacy of internal audit function, if any including the structure of the internal audit department, staffing and seniority of the official heading the department, reporting structure coverage and frequency of internal audit.
8. Discussion with Internal Auditors and / or Auditors of any significant findings and follow up there on.
9. Reviewing the findings of any internal investigations by the Internal Auditors / Auditors / agencies into matters where there is suspected fraud or irregularity or a failure of internal control systems of a material nature and reporting the matter to the Board.
10. Discussion with Statutory Auditors before the audit commences, about the nature and scope of audit as well as post-audit discussion to ascertain any area of concern.

11. To look into the reasons for substantial defaults in the payment to the depositors, debenture holders, shareholders (in case of non-payment of declared dividends) and creditors.
12. To review and monitor the function of the Whistle Blower Mechanism.
13. Approving appointment of Chief Financial Officer after assessing the qualifications, experience and background, etc. of the candidate; provided where Director (Finance) is appointed by the Administrative Ministry he will act as the Chief Financial Officer;
14. To review the follow up action on the audit observations of CAG Audit.
15. To review the follow up action taken on the recommendations of Committee on Public Undertakings (COPU) of the Parliament.
16. Provide an open avenue of communication between the Independent auditor, internal auditor and the Board of Directors.
17. Approval or any subsequent modification of transactions of the Company with related parties.
18. To make omnibus approval for related party transactions proposed to be entered into by the Company subject to such conditions as may be prescribed.
19. Review with the Independent auditor the co-ordination of audit efforts to assure completeness of coverage reduction of redundant efforts, and the effective use of all audit resources.
20. Consider and review the following with the Independent Auditor and the management:
 - The adequacy of internal controls including computerized information system controls and security, and
 - Related findings and recommendations & the Independent auditor and internal auditor, together with the management responses.
21. Consider and review the following with the management, internal auditor and the Independent Auditor:
 - Significant findings during the year, including the status of previous audit recommendations; and
 - Any difficulties encountered during audit work including any restrictions on the scope of activities or access to required information.
22. The Audit Committee shall mandatorily review the following information:
 - I. Management discussion and analysis of financial condition and results of operations.
 - II. Statement of significant Related Party Transactions (as defined by the Audit Committee), submitted by management.
 - III. Management letters / letter of internal control weaknesses issued by the Statutory Auditors.
 - IV. Internal audit reports relating to internal control weaknesses.
 - V. The appointment, removal and terms of remuneration of the Chief internal auditor shall be placed before the Audit Committee.
 - VI. Certification / declaration of financial statements by the Chief Executive / Chief Finance Officer to be designated by the Board.
 - VII. Statement of deviations:
 - (i) Quarterly statement of deviation(s) including report of monitoring agency, if applicable, submitted to stock exchange(s) in terms of Regulation 32(1) of Securities and Exchange Board of India (Listing Obligations and Disclosure Requirements) Regulations, 2015 (“Listing Regulations”); and
 - (ii) Annual statement of funds utilized for purposes other than those stated in the offer document/ prospectus/ notice in terms of Regulation 32(7) of Listing Regulations.
23. Review and monitor the Auditor's Independence and performance, and effectiveness of audit process.

24. Scrutiny of inter-corporate loans and investments.
 25. Valuation of undertakings or assets of the Company, wherever it is necessary.
 26. Evaluation of internal financial controls and risk management systems.
 27. Reviewing, with the management, the statement of uses / application of funds raised through an issue (public issue, rights issue, preferential issue, etc.), the statement of funds utilized for purposes other than those stated in the offer document / prospectus / notice and the report submitted by the monitoring agency monitoring the utilisation of proceeds of a public or rights issue, and making appropriate recommendations to the board to take up steps in this matter.
 28. Reviewing the utilization of loans and/ or advances from/investment by the holding Company in the subsidiary exceeding ₹ 100 crore or 10% of the asset size of the subsidiary, whichever is lower including existing loans / advances / investments existing as on April 1, 2019.
 29. Consider and comment on rationale, cost-benefits and impacts of scheme involving merger, demerger, amalgamation etc. on the listed entity and its shareholders.
 30. Carrying out any other function as prescribed under the DPE Guidelines, Companies Act and Listing Regulations, as applicable to the Company from time to time and any other function as deemed appropriate or determined by the Board from time to time in the best interest of the Company and other stakeholders of the Company.
 31. The powers of the Audit Committee include the following:
 - (a) To investigate into the matters of any activity specified within its terms of reference;
 - (b) To seek information from any employee of the Company;
 - (c) To obtain legal or other professional advice from external sources, if necessary;
 - (d) To secure attendance of outsiders with relevant expertise, if necessary;
 - (e) To protect Whistle Blower; and
- (f) To have full access to the information contained in the records of the Company.
- For the purpose of above Terms of Reference:
- (a) The Committee may invite the Director (Finance) or head of the finance function and a representative of the Statutory Auditor and any other such executives of the Company to be present at the meetings of the Committee. Provided that occasionally the audit Committee may meet without the presence of any executives of the Company.
 - (b) The Committee may call for the comments of the auditors about the internal control systems, the scope of audit, including the observations of auditors and review of financial statement before their submission to the Board and may also discuss any related issues with the internal and statutory auditors and management of the Company.
 - (c) The auditors of the Company and the key management personnel shall have a right to be heard in the meetings of the Audit Committee when it considers the Auditor's Report but shall not have the right to vote.
 - (d) The Board's report under section 134(3) of the Companies Act, 2013, shall disclose the composition of an Audit Committee and where the Board had not accepted any recommendation of the Audit Committee, the same shall be disclosed in such report along with the reasons therefor.
- Unless otherwise defined, for the purposes of the definition of auditor above, it shall include Statutory Auditors, Cost Auditors and Internal Auditors.
- ❖ **Number of Meetings of Audit Committee**
- As per the statutory requirement, the Audit Committee is required to meet at least four times in a year and not more than four months should elapse between two meetings in that year. During the FY 23, 13 (Thirteen) Audit Committee Meetings were held on viz. 26.04.2022, 30.04.2022, 09.05.2022, 14.07.2022, 10.08.2022, 28.09.2022, 11.11.2022, 24.11.2022, 15.12.2022, 30.12.2022, 09.02.2023, 15.03.2023 & 29.03.2023. Detailed agenda's along with explanatory statement were circulated in advance to the Committee members.

The members' attendance at the Audit Committee meetings held during the FY 23 are as under:

Sl. No.	Name of the Member	Member of the Committee Since	No. of Meetings during the year (as per tenure)		No. of shares held in the NBFC
			Held	Attended	
1.	Shri Shabdsharan N. Brahmbhatt	Chairman (w.e.f. 04.02.2022)	13	13	NIL
2.	Shri Vimalendra A. Patwardhan	Chairman (w.e.f. 30.07.2021 till 03.02.2022) Member (w.e.f. 04.02.2022 till 25.10.2022)	6	5	NIL
3.	Dr. Jaganath C. M. Jodidhar	Member (w.e.f. 18.04.2022 till 19.03.2023)	12	12	NIL
4.	Shri Dinesh Dayanand Jagdale	Member (w.e.f.30.07.2021 till 17.04.2022 & 01.11.2022 till 06.02.2023)	4	4	100*
5.	Shri Padam Lal	Member (w.e.f. 16.02.2023)	2	1	NIL
6.	Shri Ram Nihal	Member (w.e.f. 20.03.2023)	1	1	NIL
7.	Smt. Rohini Rawat	Member (w.e.f. 20.03.2023)	1	1	NIL

Notes: Shri Dinesh Dayanand Jagdale, former Director (Govt Nominee) holds 100 equity shares of the Company as nominee on behalf of Government of India.

The minutes of the Audit Committee were placed before the Board for information.

3.2 Loan Committee of Directors

In terms of provisions contained in the Company's Articles of Association, the Board of Directors has a duly constituted Loan Committee of Directors (LCOD) keeping in view the delegation structure and the work requirement. As on March 31, 2023, the Loan Committee of Directors comprises of the following members:

Sl. No.	Name and Designation	Chairman/Member
1.	Shri Pradip Kumar Das Chairman & Managing Director	Chairman
2.	Shri Padam Lal Director (Govt. Nominee)	Member
3.	Shri Shabdsharan N. Brahmbhatt Independent Director	Member
4.	Director (Finance)*	Member

Note:- * At present the position is vacant

❖ Terms of Reference of Loan Committee of Directors:

- 1) To consider sanction of loans for projects as per delegation. (Presently more than ₹20 Crore and up to ₹125 Crore for individual loan /project including additional /enhancement of Loan).
- 2) To consider re-schedulement proposals and other issues relating thereto for projects carrying loan as per delegation. (Presently more than ₹20 Crore and up to ₹125 Crore for individual projects).
- 3) To consider One Time Settlement (OTS) proposals and other issues relating thereto for projects carrying loan as per delegation (Presently more than ₹20 Crore and up to ₹125 Crore for individual projects).
- 4) To consider changes in means of finance, site, guarantee(s), validity and other terms & conditions of loan in respect of projects which are within the ambit of LCOD.

❖ Number of Meetings of Loan Committee of Directors

During the FY 23, 9 (Nine) meetings of the Loan Committee of Directors were held on i.e. 07.07.2022, 28.07.2022, 30.08.2022, 28.09.2022, 24.11.2022, 30.12.2022, 04.03.2023, 15.03.2023 & 22.03.2023. Detailed agenda along with explanatory notes were circulated in advance to the Committee. The Members' attendance in the meetings held during the FY 23 are as under:

Sl. No.	Name of the Member	Member of the Committee Since	No. of Meetings during the year (as per tenure)		No. of shares held in the NBFC
			Held	Attended	
1.	Shri Pradip Kumar Das	Chairman (w.e.f. 06.05.2020)	9	9	NIL
2.	Shri Chintan N. Shah	Member (w.e.f. 05.03.2018 till 04.03.2023)	7	7	NIL
3.	Shri Dinesh D. Jagdale	Member (w.e.f. 30.07.2021 till 06.02.2023)	6	6	100*
4.	Shri Padam Lal	Member (w.e.f. 16.02.2023)	3	3	NIL
5.	Shri Shabdsharan N. Brahmhatt	Member (w.e.f. 20.03.2023)	1	1	NIL

Note: *Shri Dinesh Dayanand Jagdale, former Director (Govt Nominee) holds 100 equity shares of the Company as nominee on behalf of Government of India.

The minutes of the LCOD were placed before the Board of Directors for information.

3.3 Nomination & Remuneration Committee (NRC) of Directors

Your Company is a wholly owned Government Company and accordingly the appointment, tenure and remuneration of CMD, whole-time Directors and other Directors are decided by President of India acting through administrative ministry in terms of the Articles of Association of the Company. As per the requirement of the

Companies Act, 2013, DPE's Guidelines on Corporate Governance for CPSEs, SEBI LODR Regulations and RBI's Corporate Governance norms, your Company has duly constituted NRC. As on March 31, 2023, the Committee comprises of the following members:

Sl. No.	Name & Designation	Chairman/Member
1.	Dr. Jaganath C. M. Jodidhar Independent Director	Chairman
2.	Shri Ram Nihal Independent Director	Member
3.	Smt. Rohini Rawat Independent Director	Member

❖ Terms of Reference of Nomination & Remuneration Committee:

The Terms of Reference, to the extent applicable to the Company, are as under:

- 1) Formulation of the criteria for determining qualifications, positive attributes and independence of a director and recommend to the board of directors a policy relating to, the remuneration of the directors, key managerial personnel and other employees;
- 2) For every appointment of an independent director, the Nomination and Remuneration Committee shall evaluate the balance of skills, knowledge and experience on the Board and on the basis of such evaluation, prepare a description of the role and capabilities required of an independent director. The person recommended to the Board for appointment as an independent director shall have the capabilities identified in such description. For the purpose of identifying suitable candidates, the Committee may:
 - a. use the services of an external agencies, if required;
 - b. consider candidates from a wide range of backgrounds, having due regard to diversity; and
 - c. consider the time commitments of the candidates.
- 3) Formulation of criteria for evaluation of performance of independent directors and the board of directors;

- 4) Devising a policy on diversity of Board of Directors;
- 5) Identifying persons who are qualified to become directors and who may be appointed in senior management in accordance with the criteria laid down, and recommend to the board of directors their appointment and removal.
- 6) Whether to extend or continue the term of appointment of the independent director, on the basis of the report of performance evaluation of independent directors.
- 7) To recommend to the Board, all remuneration, in whatever form, payable to senior management.
- 8) To ensure that the Company has in place programmes for the effective induction of new Directors;
- 9) To ensure 'fit and proper' status/criteria of Directors in accordance with the RBI guidelines.
- 10) To carry out any other function contained in the SEBI Listing Regulations, DPE guidelines, RBI guidelines and the Companies Act, 2013 as and when amended from time to time;

Further, Ministry of Corporate Affairs (MCA) vide notification dated June 5, 2015, has exempted Government Companies from the requirements related to formulation of criteria for determining qualifications, positive attributes and independence of Directors and policy relating to Remuneration of Directors.

❖ **Number of Meetings of Nomination & Remuneration Committee (NRC):**

During the FY 23, 8 (Eight) meetings of the NRC were held viz. on 18.04.2022, 23.05.2022, 12.09.2022, 21.10.2022, 01.11.2022, 24.11.2022, 28.02.2023 & 15.03.2023. Detailed agenda's along with explanatory statement were circulated in advance to the Committee members.

The Members' attendance at meetings of NRC held during the FY 23 are as under:

Sl. No.	Name of the Member	Member of the Committee Since	No. of Meetings during the year (as per tenure)		No. of shares held in the NBFC
			Held	Attended	
1.	Dr. Jaganath C. M. Jodidhar	Chairperson (w.e.f. 18.04.2022)	7	7	NIL
2.	Shri Shabdsharan N. Brahmbhatt	Chairperson/Member (Chairperson w.e.f. 04.02.2022 till 17.04.2022) (Member w.e.f. 18.04.2022 till 19.03.2023)	8	8	NIL
3.	Shri Dinesh D. Jagdale	Member (w.e.f. 30.07.2021 till 06.02.2023)	6	2	100*
4.	Shri Vimalendra A. Patwardhan	Chairperson/Member (Chairperson w.e.f. 29.04.2021 to 03.02.2022) (Member w.e.f. 04.02.2022 till 17.04.2022)	1	1	NIL
5.	Shri Ajay Yadav	Member (w.e.f. 16.02.2023 till 19.03.2023)	2	2	NIL
6.	Shri Ram Nihal	Member (w.e.f. 20.03.2023)	NA	NA	NIL
7.	Shri Rohini Rawat	Member (w.e.f. 20.03.2023)	NA	NA	NIL

Note: *Shri Dinesh Dayanand Jagdale, former Director (Govt Nominee) holds 100 equity shares of the Company as nominee on behalf of Government of India.

Director (Finance), Director (Technical) & GM(F&A)/CFO are special invitee to the meeting.

The minutes of the NRC were placed before the Board of Directors for information.

❖ Performance Evaluation of Directors

Ministry of Corporate Affairs has exempted Government Companies from complying with the provisions of Section 178(2) & Scheduled IV of the Companies Act, 2013 with regard to performance evaluation of Board, its committees and individual directors. The performance evaluation of Functional Directors, Government Nominee Directors and Independent Directors of your Company is done by Administrative Ministry as per applicable Rules and Procedures.

3.4 Corporate Social Responsibility (CSR) Committee of Directors

In accordance with the requirement of Companies Act, 2013 and DPE Guidelines, Corporate Social Responsibility Committee of Directors was constituted by the Board of Directors. As on March 31, 2023, the Corporate Social Responsibility Committee of Directors comprises of the following members:

Sl. No.	Name & Designation	Chairman/Member
1.	Shri Pradip Kumar Das (Chairman & Managing Director)	Chairman
2.	Shri Shabdsharan N. Brahmhatt (Independent Director)	Member
3.	Dr. Jaganath C. M. Jodidhar (Independent Director)	Member
4.	Director (Finance)*	Member

Note:- * At present the position is vacant

❖ Terms of Reference of CSR Committee of Directors:

- To assist the Board of Directors to formulate suitable policies and strategies to take the CSR and Sustainability agenda of the company forward in the desired direction;
- Formulation of broad guidelines for selection of the projects, planning, execution, monitoring & evaluation;
- Selection of projects in accordance with policy framework & guidelines;

- Submission of annual budgetary requirement for each project along with the targets;
- Formulation of strategies for efficient implementation of projects.

❖ Number of Meetings of CSR Committee

During the FY 23, 9 (Nine) meetings of the CSR Committee were held viz. on 14.07.2022, 12.09.2022, 28.09.2022, 21.10.2022, 11.11.2022, 24.11.2022, 31.01.2023, 04.03.2023 & 24.03.2023. Detailed agendas along with explanatory statement were circulated in advance to the Committee members.

The Members' attendance at CSR Committee meetings held during the FY 23 are as under:

Sl. No.	Name of the Member	Member of the Committee Since	No. of Meetings during the year (as per tenure)		No. of shares held in the NBFC
			Held	Attended	
1.	Shri Pradip Kumar Das	Chairman (w.e.f. 06.05.2020)	9	9	NIL
2.	Shri Chintan N. Shah	Member (w.e.f. 05.03.2018 till 04.03.2023)	8	7	NIL
3.	Shri Shabdsharan N. Brahmhatt	Member (w.e.f. 04.02.2022)	9	9	NIL
4.	Dr. Jaganath C. M. Jodidhar	Member (w.e.f. 20.03.2023)	1	1	NIL

The minutes of the CSR Committee of Directors were placed before the Board for information.

3.5 Stakeholders Relationship Committee of Directors

The Company has a duly constituted Stakeholders Relationship Committee, in terms of the provisions of Section 178 of the Companies Act, 2013, Regulation 20 of SEBI LODR Regulations and other applicable laws. As on March 31, 2023, Stakeholders' Relationship Committee of Directors comprises of the following members:

Sl. No.	Name & Designation	Chairman/Member
1.	Dr. Jaganath C. M. Jodidhar (Independent Director)	Chairman
2.	Shri Ram Nihal (Independent Director)	Member
3.	Smt. Rohini Rawat (Independent Director)	Member
4.	Director (Finance)*	Member

Note:- * At present the position is vacant

❖ Terms of Reference of Stakeholders' Relationship Committee of Directors:

- 1) To review the mechanism adopted for redressal of shareholders, debenture holders and other security holder's complaints.
- 2) Resolving the grievances of the security holders of the listed entity including complaints related to transfer/transmission of shares, non-receipt of annual report, non-receipt of declared dividends, issue of new/duplicate certificates, general meetings etc.
- 3) Review of measures taken for effective exercise of voting rights by shareholders.
- 4) Review of adherence to the service standards adopted by the listed entity in respect of various services being rendered by the Registrar & Share Transfer Agent.
- 5) Review of the various measures and initiatives taken by the listed entity for reducing the quantum of unclaimed dividends and ensuring timely receipt of dividend warrants/annual reports/statutory notices by the shareholders of the Company.
- 6) Review and carry out such other matters as per the directions of the Board of Directors and/or as required under Securities and Exchange Board of India (Listing Obligations and Disclosure Requirements) Regulations, 2015 ("SEBI Listing Regulations") relating to corporate governance, as amended, from time to time as well as under any other applicable statutory rules and regulations.

❖ Number of Meetings of Stakeholders' Relationship Committee

During the FY 23, 3 (Three) meetings of the Stakeholders' Relationship Committee were held

viz. on 30.04.2022, 14.07.2022 & 24.11.2022. The Members' attendance at meetings of Stakeholders' Relationship Committee held during the FY 23 are as under:

Sl. No.	Name of the Member	Member of the Committee Since	No. of Meetings during the year (as per tenure)		No. of shares held in the NBFC
			Held	Attended	
1.	Shri Vimalendra A. Patwardhan	Chairman (w.e.f. 29.04.2021 till 25.10.2022)	2	2	NIL
2.	Dr. Jaganath C. M. Jodidhar	Chairman (w.e.f. 01.11.2022)	1	1	NIL
3.	Shri Chintan N. Shah	Member (w.e.f. 05.03.2018 till 04.03.2023)	3	2	NIL
4.	Shri Shabdsharan N. Brahmabhatt	Member (w.e.f. 04.02.2022 till 19.03.2023)	3	3	NIL
5.	Shri Pradip Kumar Das*	Member (w.e.f. 06.05.2020)	1	1	NIL
6.	Shri Ram Nihal	Member (w.e.f. 20.03.2023)	NA	NA	NIL
7.	Smt. Rohini Rawat	Member (w.e.f. 20.03.2023)	NA	NA	NIL

Note:-*Shri Pradip Kumar Das, Chairman & Managing Director attend the meeting in the capacity of Director (Finance).

The minutes of the Stakeholders' Relationship Committee of Directors were placed before the Board for information.

As on March 31, 2023, Smt. Ekta Madan, Company Secretary, act as the Secretary of the Committee. She is also the Compliance Officer of the Company in terms of SEBI LODR Regulations.

❖ Status of Investors Grievances

The Company has been attending to all investor grievances expeditiously and promptly. Investor's

grievances have been redressed instantly in coordination with the Registrar and Transfer Agent of the Company. The Company has not received any complaint from the equity shareholders of the Company. Status of Complaints received from Debenture holders etc. for the FY 23, are as follows:

Pending at the beginning of the Financial Year	Nil
Received during the Financial Year	59
Disposed during the Financial Year	59
Remaining unresolved as on March 31, 2023	Nil

3.6 IT Strategy Committee

The Company has a duly constituted IT Strategy Committee in accordance with the requirement of the Reserve Bank of India master Direction-Information Technology Framework for the NBFC Sector, dated June 8, 2017. As on March 31, 2023, IT Strategy Committee comprises of the following members:

Sl. No.	Name & Designation	Chairman/Member
1.	Shri Shabdsharan N. Brahmhatt (Independent Director)	Chairman
2.	GM (TS)(In-charge of IT)/CIO*	Member
3.	Chief Financial Officer	Member
4.	Chief Risk Officer	Member
5.	DGM (IT)/ IT group head/CTO (*)	Member
6.	Chief Information Security officer (CISO)	Member

Note: *GM (TS), In-charge of IT, is designated as Chief Information Officer (CIO). IT group head is designated as Chief Technical Officer (CTO).

Senior IT Consultant and any other person, within and outside IREDA are special invitee to the meeting

❖ Terms of Reference of IT Strategy Committee:

1. Approving IT Strategy and policy documents and ensuring that the management has put an effective strategic planning process in place;
2. Ascertaining that management has implemented

processes and practices that ensure that the IT delivers value to the business;

3. Ensuring IT investments represent a balance of risks and benefits and that budgets are acceptable;
4. Monitoring the method that management uses to determine the IT resources needed to achieve strategic goals and provide high-level direction for sourcing and use of IT resources.
5. Ensuring proper balance of IT investments for sustaining NBFC's growth and becoming aware about exposure towards IT risks and controls.

❖ Number of Meetings of IT Strategy Committee

During the FY 23, 2 (Two) meetings of the IT Strategy Committee were held viz on 14.06.2022 & 14.12.2022. The Members' attendance at meetings of IT Strategy Committee held during the FY 23 are as under:

Sl. No.	Name of the Member	Member of the Committee Since	No. of Meetings during the year (as per tenure)		No. of shares held in the NBFC
			Held	Attended	
1.	Shabdsharan N. Brahmhatt (Independent Director)	Chairman (w.e.f. 04.02.2022)	2	2	NIL
2.	Shri Chintan N. Shah (Technical) Director	Member (w.e.f. 05.03.2018 till 04.03.2023)	2	2	NIL
3.	Shri Som Pal GM (TS) & CRO	Member (w.e.f. 29.04.2021 till 31.10.2022)	1	1	NIL
4.	Shri Pallav Kapoor DGM (RMD) & CRO	Member (w.e.f. 01.11.2022)	1	1	NIL
5.	Dr. R.C. Sharma GM(F&A) and CFO	Member (w.e.f. 29.04.2021)	2	2	NIL

Sl. No.	Name of the Member	Member of the Committee Since	No. of Meetings during the year (as per tenure)		No. of shares held in the NBFC
			Held	Attended	
6.	Smt. Kanchan Bhalla DGM (TS/IT) and CIO/CTO	Member (w.e.f. 04.02.2022)	2	1	NIL
7.	Shri Sanjay Kumar DGM (IT) & CISO	Member (w.e.f. 29.04.2021)	2	2	NIL

The minutes of the IT Strategy Committee were placed before the Board for information.

3.7 Risk Management Committee

The Company has a duly constituted Risk Management Committee in accordance with the requirement of the Reserve Bank of India Master Direction and SEBI Regulations. As on March 31, 2023, Risk Management Committee of Directors comprises of the following members:

Sl. No.	Name & Designation	Chairman/Member
1.	Shri Ram Nihal Independent Director	Chairman
2.	Smt. Rohini Rawat Independent Director	Member
3.	Shri Jaganath C.M. Jodidhar Independent Director	Member
4.	Director (Finance)*	Member

Note:- * At present the position is vacant

❖ Terms of Reference of Risk Management Committee of Directors:

- Approve the policies and strategies for implementing Enterprise-wide integrated risk management system, for addressing various risks faced by the Company.
- Oversee functions of Credit Risk Management Committee (CRMC), Market Risk Management Committee (MRMC also known as Asset Liability Management Committee - ALCO), Operational Risk Management Committee (ORMC) and Information Security Committee (ISC).
- Set policies and guidelines for measurement, management and reporting of credit risk, market risk and operational risk.

- Set risk mitigation and stop-loss parameters in respect of all the three risks.
- Ensure management processes (including people, systems, operations, limits and controls) for implementing risk management systems.
- Ensure robustness and effectiveness of financial / rating models and their appraisal systems for assessing various risks faced by the Company.
- Reviewing and approving the Internal Capital Adequacy Assessment Process to maintain capital adequacy well above the regulatory requirements.
- Approval / Review of credit rating process, fixation of exposure ceilings for various types of exposures etc. based on internal / external rating, borrower category/ groups etc.
- Ensure availability of qualified and competent officers and risk managers in the Risk Management Department for ensuring effectiveness of risk management systems in the Company.
- Decide/approve adoption of technology/ appropriate and adequate MIS system needed for risk management.
- Reinforce the culture and awareness of risk management throughout the organization that would attach high priority on effective risk management and adherence to sound internal controls.
- Ensure adequate coverage of internal audit to satisfy effective implementation of policies and procedures.
- Monitor the performance of IREDA with respect to risk tolerance limits set by the Board.

❖ Number of Meetings of Risk Management Committee

During the FY 23, 5(Five) meetings of the Risk Management Committee were held viz., 29.06.2022, 27.09.2022, 01.11.2022, 29.12.2022 & 29.03.2023. The Members' attendance at meetings of Risk Management Committee held during the FY 23 are as under:

Sl. No.	Name of the Member	Member of the Committee Since	No. of Meetings during the year (as per tenure)		No. of shares held in the NBFC
			Held	Attended	
1.	Shri Shabdsharan N. Brahmhatt	Chairman (w.e.f. 04.02.2022 till 19.03.2023)	4	4	NIL
2.	Shri Chintan Shah	Member (w.e.f. 30.07.2020 till 04.03.2023)	4	4	NIL
3.	Shri Jaganath C. M. Jodidhar	Member (w.e.f. 01.11.2022)	3	3	NIL
4.	Shri Vimalendra A. Patwardhan	Member (w.e.f. 29.04.2021 till 25.10.2022)	2	2	NIL
5.	Shri Ram Nihal	Chairman (w.e.f. 20.03.2023)	1	1	NIL
6.	Smt. Rohini Rawat	Member (w.e.f. 20.03.2023)	1	1	NIL

The minutes of the Risk Management Committee of Directors were placed before the Board for information. Chief Risk Officer (CRO) act as the convener to Risk Management Committee.

3.8 NPA & Stressed Assets Resolution Committee

The Company has a duly constituted NPA & Stressed Assets Resolution Committee to review the status of stress assets and NPAs of the Company. As on March 31, 2023, NPA & Stressed Assets Resolution Committee of Directors comprises of the following members:

Sl. No.	Name & Designation	Chairman/Member
1.	Smt. Rohini Rawat Independent Director	Chairperson
2.	Shri Shabdsharan N. Brahmhatt Independent Director	Member
3.	Shri Ram Nihal Independent Director	Member
4.	Director (Finance)*	Member

Note:- * At present the position is vacant

❖ Terms of Reference of NPA & Stressed Assets Resolution Committee

The main tasks/responsibilities of the NPA & Stressed Assets Resolution Committee is to review the status on stress assets and NPAs with action taken report.

❖ Number of Meetings of NPA & Stressed Assets Resolution Committee

During the FY 23, 3 (Three) meeting of the NPA & Stressed Assets Resolution Committee were held on 22.08.2022, 28.12.2022 & 29.03.2023. The Members' attendance at meeting of NPA & Stressed Assets Resolution Committee held during the FY 23 are as under:

Sl. No.	Name of the Member	Member of the Committee Since	No. of Meetings during the year (as per tenure)		No. of shares held in the NBFC
			Held	Attended	
1.	Shri Dinesh D. Jagdale	Chairperson (w.e.f. 30.07.2021 till 06.02.2023)	2	2	100*
2.	Smt. Rohini Rawat	Chairperson (w.e.f. 20.03.2023)	1	1	NIL
3.	Shri Vimalendra A. Patwardhan	Member (w.e.f. 05.03.2020 till 25.10.2022)	1	0	NIL
4.	Shri Chintan Shah	Member (w.e.f. 05.03.2020 till 04.03.2023)	2	2	NIL
5.	Dr. Jaganath C.M. Jodidhar	Member (w.e.f. 01.11.2022 till 19.03.2023)	1	1	NIL
6.	Shri Shabdsharan N. Brahmhatt	Member (w.e.f. 20.03.2023)	1	1	NIL
7.	Shri Ram Nihal	Member (w.e.f. 20.03.2023)	1	1	NIL

Note: *Shri Dinesh Dayanand Jagdale, former Director (Govt Nominee) holds 100 equity shares of the Company as nominee on behalf of Government of India.

The minutes of the NPA & Stressed Assets Resolution Committee of Directors were placed before the Board for information.

3.9 Review Committee for Non-Co-operative Borrower and Wilful defaulter

During the FY 23, the Company has constituted a Review Committee for Non-Co-operative Borrower and Wilful defaulter in its 357th Board meeting held on April 18, 2022, in accordance with the RBI Circular. As on March 31, 2023, Review Committee for Non-Co-operative Borrower and Wilful defaulter of Directors comprises of the following members:

Sl. No.	Name & Designation	Chairman/Member
1.	Shri Pradip Kumar Das Chairman & Managing Director	Chairman
2.	Dr. Jaganath C. M. Jodidhar Independent Director	Member
3.	Shri Ram Nihal Independent Director	Member

❖ Terms of Reference of Review Committee for Non-Co-operative Borrower and Wilful defaulter

The main tasks/responsibilities of the Review Committee for Non Co-operative Borrower and Wilful defaulter is to review and declare the borrower as wilful defaulter or Non Co-operative Borrower.

❖ Number of Meetings of Review Committee for Non-Co-operative Borrower and Wilful defaulter

During the FY 23, 2 (Two) meeting of the Review Committee for Non-Co-operative Borrower and Wilful defaulter were held on 30.12.2022 & 28.02.2023. The Members' attendance at meeting of Review Committee for Non Co-operative borrower and willful defaulter held during the FY 23 are as under:

Sl. No.	Name of the Member	Member of the Committee Since	No. of Meetings during the year (as per tenure)		No. of shares held in the NBFC
			Held	Attended	
1.	Shri Pradip Kumar Das	Chairman (w.e.f 18.04.2022)	2	2	NIL
2.	Shri Shabdsharan N. Brahmhatt	Member (w.e.f 18.04.2022 till 19.03.2023)	2	2	NIL
3.	Dr. Jaganath C. M. Jodidhar	Member (w.e.f. 18.04.2022)	2	2	NIL
4.	Shri Ram Nihal	Member (w.e.f. 20.03.2023)	NIL	NIL	NIL

The minutes of the Review Committee for Non-Co-operative Borrower and Wilful defaulter were placed before the Board for information.

4. REMUNERATION OF DIRECTORS & KEY MANAGERIAL PERSONNELS (KMPs)

Being a Government Company, the appointment, tenure & remuneration of Functional Directors including Chairman & Managing Director is decided by the Government of India acting through administrative ministry. The Government Nominee Directors are not paid any remuneration/sitting fees from the Company. In accordance to the Companies Act, 2013 read with DPE Guidelines, the Board of Directors of the Company is empowered to determine the sitting fee payable to Independent Directors within the ceiling prescribed under the Companies Act, 2013.

At present, sitting fee of ₹40,000/- is being paid to Independent Directors for attending each meeting of the Board and ₹30,000/- for attending each committee meeting thereof.

Details of remuneration paid to Functional Directors & KMPs of the Company and details of sitting fees paid to Independent Directors for attending meetings of the Board and its committees, during the FY 2022-23, are given in the **Table A & Table B** respectively.

Table A: Remuneration of Functional Directors & KMPs paid during the FY 2022-23**(Amount in Lakhs)**

Sl. No.	Name & Designation	Salary & Allowances	Performance linked Incentive	Other Benefits	Employer PF Contribution	National Pension Scheme (NPS)	Commission	Total
Functional Directors								
1.	Shri Pradip Kumar Das Chairman & Managing Director.	40.73	17.29	2.77	3.87	2.9	–	67.56
2.	Shri Chintan Shah Director (Technical)*	39.06	15.00	2.29	3.21	2.41	–	61.97
Key Managerial Personnels (KMPs)								
3.	Dr. R. C. Sharma Chief Financial Officer	48.05	13.73	2.83	3.94	2.95	–	71.5
4.	Shri Surender Suyal Company Secretary [§]	25.46	9.45	1.41	1.96	1.47	–	39.75
5.	Smt. Ekta Madan Company Secretary [§]	7.51	0	0.96	0.57	0.42	–	9.46

Notes:-

- The Company had not given any stock options during the FY 2022-23.
- The service conditions of the Functional Directors/Directors including notice period and severance fee, if any, are governed as per the terms & conditions issued by the Govt. of India.
- Performance Linked Incentive is paid in line with the guidelines issued in this regard by DPE.
- *Shri Chintan Shah, Former Director (Technical) ceased to be Director of the Company due to the completion of his tenure on March 04, 2023 (a/n).
- [§]Shri Surender Suyal ceased to be company secretary of the Company on 31.10.2022 due to his pre-mature retirement. Smt. Ekta Madan has been designated as Company Secretary cum Compliance Officer in compliance to the provisions of Section 203 of Companies Act, 2013 w.e.f. 01.11.2022.

Table B: Details of sitting fees paid to Independent Directors for the meetings held during the FY 23

Name of Independent Director	Amount (₹)
Shri Shabdsharan N. Brahmhatt	23,30,000/-
Dr. Jaganath C.M. Jodidhar	18,10,000/-
Shri Ram Nihal	2,10,000/-
Smt. Rohini Rawat	2,10,000/-
TOTAL	45,60,000/-

Notes:-

- In addition to sitting fee, Independent Directors are also paid/reimbursed conveyance expenses incurred for attending meetings of the Board/Committees.
- Except as mentioned above, the non-executive directors have no pecuniary relationship or transaction with the Company during the FY 2022-23.
- The terms and conditions of appointment of Independent Directors are available on website of Company at <https://www.ireda.in/images/HTMLfiles/TC%20for%20appointment%20of%20ID.pdf>

5. GENERAL BODY MEETINGS

The details of Date, Time and Location of the last three Annual General Meetings held are as under:

Financial Year	Day and Date	Time	Location	Whether any Special Resolution was passed
2019-20	Wednesday 11.11.2020	12.30 P.M.	Conference Room I, First Floor, India International Centre, 40, Max Mueller Marg, New Delhi-110003	No
2020-21	Tuesday 28.09.2021	12.30 P.M.	Tamarind Hall, First Floor, Habitat World, India Habitat Centre, Lodi Road, New Delhi-110003	No
2021-22	Wednesday 10.08.2022	12.30 P.M.	Tamarind Hall, First Floor, Habitat World, India Habitat Centre, Lodhi Road, New Delhi-110003	No

Further, Extra-ordinary General Meeting was held on Tuesday, 26.04.2022 at Registered office of the Company at 5.00 P.M and passed the following two Special Resolutions:

- i. Appointment of Shri Shabdsharan N. Brahmabhatt as Part-time Non-official Director (Independent Director) of the Company.
- ii. Appointment of Shri Chennakesava Murthy Jaganath as Part-time Non-official Director (Independent Director) of the Company.

No Resolution was passed through Postal Ballot during FY 2022-23 and presently, no special resolution is also proposed to be passed through Postal Ballot during the FY 2023-24.

7. MEANS OF COMMUNICATION

Financial results of the Company are announced within the time frame specified in SEBI LODR Regulations. These results are available on website of the Company (www.ireda.in). Various disclosures made by the Company under Corporate Governance can be accessed by the shareholders on website of the Company under dedicated section "Investor Information <https://www.ireda.in/home>". In addition to that, official press releases on significant corporate decisions and activities are also made available on the Company's website and through social media handles.

Quarterly/Yearly results have been published in prominent daily newspapers as per requirements on the following dates:

Quarterly/ Yearending	Date of Publication	Name of the Newspapers (Hindi & English)
30.06.2022	11 th August, 2022	<ul style="list-style-type: none"> • Navbharat Times (Hindi) • The Times of India (English) • The Economic Times (English) • Business Standard (English)
30.09.2022	13 th November, 2022 14 th November, 2022	<ul style="list-style-type: none"> • Navbharat Times (Hindi) • The Times of India (English) • The Economic Times (English) • Business Standard (English)
31.12.2022	10 th February, 2023	<ul style="list-style-type: none"> • Navbharat Times (Hindi) • The Times of India (English) • The Economic Times (English) • Business Standard (English)
31.03.2023	26 th April, 2023	<ul style="list-style-type: none"> • Navbharat Times (Hindi) • Hindustan (Hindi) • Jansatta (Hindi) • The Times of India (English) • Hindustan Times (English) • The Hindu (English) • The Indian Express (English) • The Economic Times (English) • The Financial Express (English) • The Hindu Business Line (English) • Business Standard (English) • Mint (English)

8. GENERAL SHAREHOLDER INFORMATION

❖ Annual General Meeting for the FY 23

The ensuing 36th Annual General Meeting (AGM) of shareholders of the Company will be held on the following date, time & venue:

Date	Friday, June 30, 2023
Time	12.30 P.M.
Venue	Juniper Hall, Ground Floor, Habitat World, India Habitat Centre, Lodhi Road, New Delhi-110 003

❖ Financial Year

The Company's Financial year is from 1st April to 31st March.

❖ Payment of Dividend

For FY 23, the Company has obtained exemption for payment of dividend from DIPAM.

❖ The name and address of each stock exchange(s) at which the listed entity's securities are listed and a confirmation about payment of annual listing fee to each of such stock exchange(s)

Debenture (Bonds) of the Company are listed on the following stock exchange:

Bombay Stock Exchange Limited (BSE) 1 st Floor, Phiroze Jeejeebhoy Towers, Dalal Street, Kala Ghoda, Fort, Mumbai – 400 001	National Stock Exchange of India Limited (NSE) Exchange Plaza, 5 th Floor, Plot No. C/1, G Block, Bandra Kurla Complex, Bandra (E), Mumbai - 400 051
Scrip Code BSE: 935618, 961839, 935612, 961837, 935620, 935616, 961841, 961833, 961835, 961831, 935614, 973828, 974087, 974244, 974411, 974559, 955697, 955805, 955858, 956136, 956143, 958523, 958551, 958616, 959012, 959352, 959484	

For the Bonds, the annual listing fees for the FY 2022-23 have been paid to NSE and BSE.

❖ Market price data-high, low during each month in last Financial Year, Performance in comparison to broad-based indices such as BSE sensex, CRISIL Index etc. In case the securities are suspended from trading, the directors report shall explain the reason thereof

As shares of the Company are not listed on any stock exchange therefore the above information are not available. Further, none of the Bonds (Debenture) were suspended from trading during the FY 23.

❖ Registrar to an issue and share transfer agents.

For Bonds	
Link Intime India Private Limited C 101, 247 Park, L.B.S.Marg, Vikhroli (West), Mumbai - 400 083. Tel : 022 - 4918 6270 E-mail: team.bonds@linkintime.co.in	KFin Technologies Limited Selenium Tower B, plot No- 31 & 32, Financial District, Nanakramguda, Seri Lingampally Hyderabad Rangareddi, Telangana - 500 032, India +91 40 6716 2222, umesh.pandey@kfintech.com

❖ Share Transfer System

SEBI, effective April 1, 2019, barred physical transfer of shares of listed companies and mandated transfers only through demat mode. Accordingly, transfer of equity shares is done through the depositories in electronic form. The entire shareholding of the Company is owned by Govt. of India and its Nominee, in dematerialized mode.

❖ Distribution of shareholding & Dematerialization of shares and liquidity

The entire shareholding of the Company (2,28,46,00,000 of ₹10 each aggregated to ₹2284,60,00,000) is held by the President of India through Administrative Ministry and its 7 (Seven) Nominee, in Dematerialized mode.

❖ Outstanding Global Depository Receipts (GDR) and American Depository Receipts (ADR) warrants or any convertible

instruments, conversion date and likely impact on equity

No GDR and ADR Warrants/Convertible Instruments have been issued by the Company.

❖ **Commodity price risk or foreign exchange risk and hedging activities**

The Company does not deal in commodities hence disclosure is not required to be provided. Your Company has put in place Risk Management (CRM) policy to manage risks associated with foreign currency borrowings. The Company enters into hedging transactions to cover exchange rate and interest rate risk through various instruments like forwards, options and swaps.

❖ **Plant Locations**

The Company is a public financial institution, and it does not have any plant.

❖ **Address for correspondence**

Registered Office

1st Floor, Core-4A, East Court, India Habitat Centre, Lodhi Road, New Delhi- 110 003
Telephone no. 011-24682206-19
[E-mail: cmd@ireda.in](mailto:cmd@ireda.in)

Corporate Office

3rd Floor, August Kranti Bhawan, Bhikaji Cama Place, New Delhi- 110 066
Telephone no. 011-26717400-12
[E-mail: cmd@ireda.in](mailto:cmd@ireda.in)

❖ **List of all Credit Ratings obtained by the entity along with any revision thereto during the relevant financial year for all debt instrument of such entity or any fixed deposit programme or any scheme or proposal of the listed entity involving mobilization of funds whether in India or abroad.**

The domestic debt instruments of the Company are rated “AAA” “Stable” by ICRA; “AA+” “Positive” by CARE Edge and India Ratings & Research. Further, term loans & short term from banks & financial institutions have been assigned “AAA” “Stable” rating by Acuite Ratings.

Brickwork credit rating agency has assigned “AAA Negative” rating and “AAA (CE)” for outstanding bonds.

International debt Instruments of the Company i.e. Green Masala Bonds, listed on the International Securities Market (ISM) segment of the London Stock Exchange, Singapore Stock Exchange and also on NSE IFSC, were rated at par with sovereign ratings of “Baa3” and “BBB-” from international credit rating agencies viz. Moody’s Investors Service and Fitch Ratings respectively. However, consequent to maturity of the Masala Bonds on October 10, 2022, these ratings were withdrawn and are no longer valid.

For GoI Fully Serviced Bonds, the rating of “AAA (Stable)” have been reaffirmed by India Ratings & Research, ICRA & CARE Edge.

8. DISCLOSURES

- A disclosure on transactions entered into with the related parties as required by the Ind AS 24 "Related Parties Disclosures" is given at Note 38(10) of the financial statements in the Annual Report. The policy on Materiality of Related Party Transactions and Dealing with Related Party Transaction as approved by the Board can be accessed at [https://www.ireda.in/images/HTMLfiles/IREDA_Policy%20on%20Materiality%20of%20Related%20Party%20Transactions\(1\).pdf](https://www.ireda.in/images/HTMLfiles/IREDA_Policy%20on%20Materiality%20of%20Related%20Party%20Transactions(1).pdf).
- **Details of non-compliance with requirement of Companies Act, 2013 and Penalties, strictures imposed by RBI, stock exchange(s) or SEBI or any statutory authority, on any matter related to capital markets or guidelines issued by the Govt. during the last three years:**

The Company has complied with the applicable provisions of Companies Act, accounting & secretarial standard and SEBI LODR Regulations including Reg 17 to 27 of SEBI Regulation except for the compliances related to appointment of requisite number of Independent Directors and woman Director for part of the year. Further, performance evaluation of the Directors is done by the Govt of India acting through Administrative Ministry. Regulation 46 of SEBI LODR Regulation is not applicable on the Company. All the necessary information required under Regulation 62 of SEBI LODR are available on the website of the Company and can be accessed at www.ireda.in

During the last 3 years, no penalties, strictures

imposed on the Company by RBI, Stock Exchanges or SEBI or any statutory or regulatory authority related to capital market. However, Ministry of Corporate Affairs vide its order dated 30.09.2022 imposed the penalty ₹ 2,62,000/- for violation of Section 149(1) of the Companies Act, 2013. (non-appointment of woman Director). An appeal seeking the waiver of the penalty in this regard has been filed with the Regional Director (Northern Region), MCA and the matter is pending. Further, Woman Director has been appointed on the Board of the Company w.e.f. March 9, 2023

- Pursuant to the SEBI Regulations “Policy on Vigil Mechanism/Whistle Blower Policy” was formulated by the Board and the same is in place. The Policy is available on the website of the Company at <https://www.ireda.in/doc/policy/policy-1-familiarisation-programme-of-independent-director.pdf>. No Personnel has been denied access to the Audit Committee.
- No Presidential Directive was issued by the Central Government to the Company during the last 3 years.
- The Company does not have subsidiary company hence there is no policy for determining material subsidiary.
- The Company has not raised funds through preferential allotment or qualified institutions placement as specified under Regulation 32(7A) of SEBI LODR Regulations.
- A certificate from a company secretary in practice has been obtained that none of the directors on the Board of the company have been debarred or disqualified from being appointed or continuing as directors of companies by the SEBI, MCA or any such Statutory Authority. The Certificate is attached as **Annexure-1**.
- During the FY 23, there was no instance where the Board of Directors did not accept the recommendation given by any Board-level Committee of the Company.
- The Detail of fees paid to the Statutory Auditors by the Company during FY 2022-23 is shown in ‘Note 38 (28) -Notes to the Account’ under sub-head ‘Payments to Statutory Auditors’.
- To indemnify the Directors and Officers, the Company has obtained a Director and Officer Liability Insurance Policy for Directors, KMP, General Manager and above level officer of the Company.
- Your Company is committed to foster a positive workplace environment, free from harassment of any nature and takes strong and stringent action in the event of reporting of any such incident. The Company has in place an Internal Complaints Committee to examine the cases of sexual harassment under the "Sexual Harassment of Women at Workplace (Prevention, Prohibition and Redressal) Act, 2013. During the FY 23, no complaint has been received on the subject.
- The Company has not provided any loan and advances to Directors except as a part of the conditions of service extended by the Company to all its employees.
- **Non-Mandatory Requirements**
 1. The Board: The Company is headed by an Executive Chairman.
 2. Shareholder Rights: The financial results (quarterly, half yearly and yearly) of the Company are uploaded on the website <https://www.ireda.in/>
 3. Modified opinion(s) in audit report: The Statutory Auditors have issued unmodified opinion on the standalone financial statements of the Company for the year ended 31st March, 2023.
 4. Separate Post of Chairperson and the Managing Director or the Chief Executive Officer: There are no separate posts of Chairman and CEO. Being a Government Company, the role of CEO is performed by the Chairman & Managing Director.
 5. Reporting of Internal Auditor: Report of the Internal Auditor are placed before the Audit Committee on quarterly basis.
- There were no transactions by the Company of material nature with Promoters, Directors or the Management, their relatives etc. that may have potential conflict with the interests of Company at large. The Non-Executive Director had no pecuniary relationships or transactions vis-à-vis

the Company during the year in their tenure.

- The Company has adopted all suggested items to be included in the Report on Corporate Governance as per DPE guidelines and SEBI LODR Regulations and given requisite disclosure in the report. In pursuance of Guidelines on Corporate Governance for Central Public Sector Enterprises (CPSEs), 2010, issued by DPE, compliance reports were submitted to MNRE within 15 days from the close of the quarter. Also, the Report containing Annual Score (consolidated score of four quarters) was submitted to MNRE within prescribed time.
- The Balance Sheet, the statement of change in equity and the statement of profit and loss are presented in the format prescribed under Division III of Schedule III of the Companies Act 2013 for NBFC that are required to comply with Ind AS. The statement of cash flow has been presented as per the requirement of Ind AS 7 -Statement of Cash Flow.
- The Company has not incurred any expenditure, which is not for the purpose of the business.
- Administrative and office expenses as a percentage of total expenses for the FY 23 is 2.69 % (Previous Year 6.01% and as a percentage of financial expenses for the FY 23 is 3.02% (Previous Year 7.73%).
- As required under Regulation 17(8) of SEBI LODR Regulations, the certificate duly signed by Chairman & Managing Director and CFO was placed before the Board of Directors and attached as **Annexure-2**.
- The Certificate on Corporate Governance by the

Practicing Company Secretary is attached with the directors' report.

9. SECRETARIALAUDIT

The Secretarial Audit for the FY 23 has been conducted by M/s P.C. Jain & Co., Company Secretaries and they have submitted their Secretarial Audit Report to the Company. Copy of Secretarial Audit Report forms part of the Annual Report.

10. AUDIT QUALIFICATION

There are no Statutory Auditor's Qualification pertaining to FY 23.

11. DETAILS OF DEBENTURE TRUSTEES

The Company has issued Debenture/Bonds from time to time. The Details of the present series of the Debenture Trustee are mentioned below:

Sl. No	Details of Debenture Trustee	Series
1	SBICAP Trustee Company Ltd. SBICAP Trustee Company Limited, Floor-122, Dinshaw Vachha Road, Churchgate, Mumbai – 400020	<ul style="list-style-type: none"> • Tax free Bonds Series- XIII & XIII-IC • Taxable Bond Series XI-A, XII-A, XII-B, XII-C, XII-D
2	Vistra ITCL (India) Limited Vistra ITCL (India) Limited, A-268, First Floor, Bhisim Pitamah Marg, Defence Colony, New Delhi – 110024	<ul style="list-style-type: none"> • Taxable Bonds Series IIIB, IV, VA, VB, VI-A, VI-A, VII-A, VII-B, VIII, IX-A, IX-B, X • Tax Free Bond Series XIV & XIV-C • GOI-Fully Serviced Bonds I, IA and IB

ANNEXURE-1

CERTIFICATE OF NON-DISQUALIFICATION OF DIRECTORS

(Pursuant to Regulation 34 (3) and Schedule V Para C clause (10) (i) of the SEBI (Listing Obligations and Disclosure Requirements) Regulations, 2015)

To,
The Members
Indian Renewable Energy Development Agency Limited
India Habitat Centre, 1st Floor, East Court,
Core 4-A, Lodhi Road, New Delhi- 110003

We have examined the relevant registers, records, forms, returns and disclosures received from the Directors of Indian Renewable Energy Development Agency Limited (CIN: U65100DL1987GOI027265) and having registered office at India Habitat Centre, 1st Floor, East Court, Core 4-A, Lodhi Road, New Delhi- 110003 (hereinafter referred to as 'the Company'), produced before us by the Company for the purpose of issuing this Certificate, in accordance with Regulation 34(3) read with Schedule V Para-C Sub clause 10 (i) of the Securities and Exchange Board of India (Listing Obligations and Disclosure Requirements) Regulations, 2015.

In our opinion and to the best of our information and according to the verifications (including Directors Identification Number (DIN) status at the portal www.mca.gov.in) as considered necessary and explanations/ representations furnished to us by the Company & its Director/ officers, we hereby certify that none of the Directors on the Board of the Company as stated below for the Financial Year ended as on 31st March, 2023 have been debarred or disqualified from being appointed or continuing as Directors of companies by the Securities and Exchange Board of India, Ministry of Corporate Affairs, or any such other Statutory Authority:

S. No.	Name of Director	DIN	Designation	Date of Appointment	Date of Cessation
1	Shri Pradip Kumar Das	07448576	Chairman & Managing Director	06/05/2020	NA
2	Shri Shabdsharan N Brahmhatt	09483059	Independent Director	28/01/2022	NA
3	Shri Jaganath C M Jodidhar	09556253	Independent Director	31/03/2022	NA
4	Shri Padam Lal	10041387	Govt. Nominee Director	07/02/2023	NA
5	Sh. Ajay Yadav	10046617	Govt. Nominee Director	14/02/2023	NA
6	Smt. Rohini Rawat	10064820	Independent Director	09/03/2023	NA
7	Shri Ram Nihal	10064841	Independent Director	09/03/2023	NA
8	Shri Vimalendra A. Patwardhan	08701559	Nominee Director	17/02/2020	26/10/2022
9	Shri Dinesh D. Jagdale	03344721	Nominee Director	08/07/2021	07/02/2023
10	Shri Chintan N. Shah	07795952	Director (Technical)	05/03/2018	05/03/2023

Ensuring the eligibility of the appointment/ continuity of every Director on the Board is the responsibility of the management of the Company. Our responsibility is to express an opinion on these based on our verification. This certificate is neither an assurance as to the future viability of the Company nor of the efficiency or effectiveness with which the management has conducted the affairs of the Company.

**For P.C. Jain & Co.,
Company Secretaries,
(FRN: P2016HR051300)**

**Sd/-
(P.C. Jain)
Managing Partner
CP No. 3349
M No.4103**

**Date : 19.06.2023
Place : Faridabad
UDIN : F004103E000500797**

**The Board of Directors
IREDA Limited**

COMPLIANCE CERTIFICATE

(As per Regulation 17(8) of SEBI (Listing Obligations and Disclosure Requirements) Regulations, 2015)

The following compliance certificate is furnished by the Chief Financial Officer and Chief Executive Officer:

- A. The financial statements and the cash flow statement for the period ended 31.03.2023 have been reviewed and that to the best of our knowledge and belief:
- these statements do not contain any materially untrue statement or omit any material fact or contain statements that might be misleading.
 - these statements together present a true and fair view of the Company's affairs and are following existing accounting standards, applicable laws and regulations.
- B. These are, to the best of our knowledge and belief, no transactions entered into by the Company during the period ended 31.03.2023, which are fraudulent, illegal or violative of the code of conduct.
- C. We accept responsibility for establishing and maintaining internal controls for financial reporting and have evaluated the effectiveness of internal control systems of the Company pertaining to financial reporting and have disclosed to the auditors and the audit committee, deficiencies in the design or operation of such internal controls, if any, of which we are aware, and the steps taken or propose to take to rectify these deficiencies.
- D. We have indicated to the auditors and the Audit Committee:
- Significant changes in internal control over financial reporting during the period.
 - Significant changes in accounting policies during the period ended 31.03.2023 and that the same have been disclosed in the notes to the financial statements; and
 - instances of significant fraud of which we have become aware and the involvement therein, if any, of the management or an employee having a significant role in the Company's internal control system over financial reporting.

Sd/-

Dr. R.C. Sharma

General Manager(F&A)
& Chief Financial Officer

Sd/-

Pradip Kumar Das

Chairman & Managing Director/CEO
DIN:- 07448576

Date : 25.04.2023

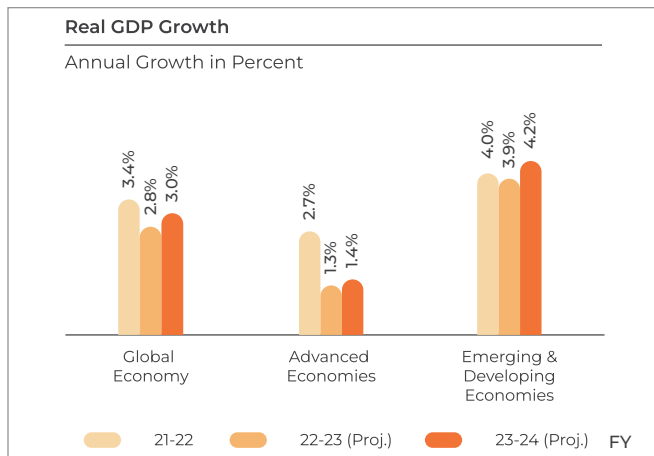
MANAGEMENT DISCUSSION AND ANALYSIS REPORT

The Management of your Company is pleased to present its report on Industry scenario including Company’s performance during the Financial Year 2022-23.

1. GLOBAL BUSINESS OUTLOOK AND RENEWABLE ENERGY (RE) MARKET

Overall Economic Outlook

In recent times, the global economy has been subjected to numerous notable challenges and factors that have shaped its current landscape. The COVID-19 pandemic brought with it unprecedented disruptions across various sectors, and while the world is on a road to recovery, other notable events like the Russia-Ukraine conflict have left their mark on the global outlook.

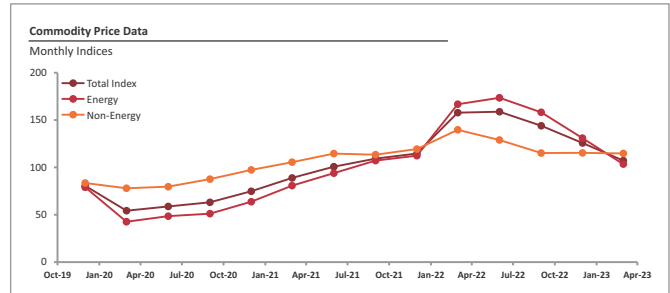


Source : IMF

IMF forecasts the resultant uncertainty will lead to a dampening of growth from 3.4% in 2022 to 2.8% in 2023, before improving to 3% in 2024. The effect is expected to be more pronounced in advanced economies, while emerging and developing economies like India and China are expected to grow more steadily.

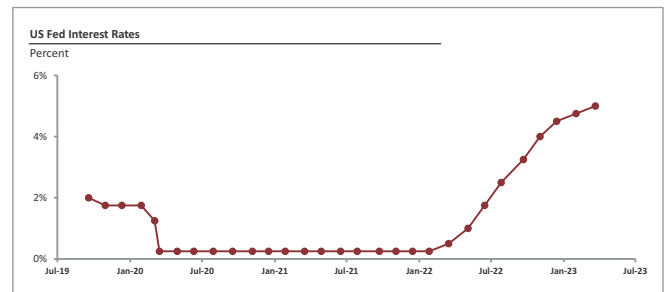
Meanwhile, as per IMF, global headline inflation is expected to decline from 8.7% in FY22-23 to 7.0% in FY 23-24, primarily due to lower commodity prices which had risen sharply after the Russia-Ukraine conflict. The prices, especially for energy, have since been moderated down significantly. At the same time, the underlying core inflation is expected to go down slowly, owing to central

banks’ efforts and policies to manage demand and interest rates.



Source : World Bank

Countries across the world have largely followed a similar playbook to fight the rise in inflation - by raising interest rates which increase borrowing costs for different kinds of loans, as well as allow for rebalancing of supply and demand and settling down prices. By March 2023, most of the countries in the G20, except for countries like Japan and China, have raised rates since 2021.



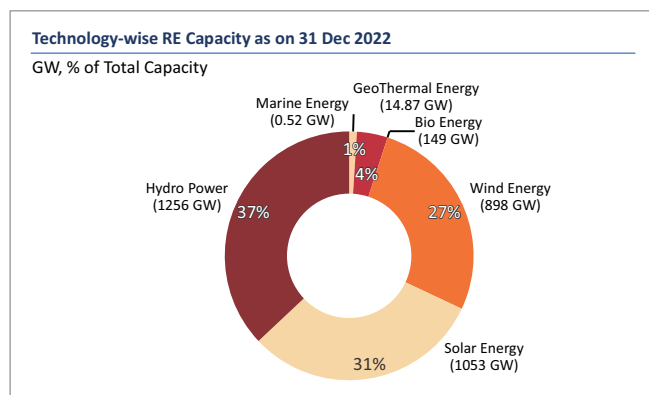
Source : US Federal Reserve

There has also been the failure of Silicon Valley Bank and Signature Bank in the US, along with the loss of market confidence in Credit Suisse in Europe. This was tackled by the bank regulators in the US by guaranteeing uninsured deposits and provision of liquidity through a new Bank term Funding Program. In Switzerland, the Swiss National Bank provided emergency liquidity support to Credit Suisse, before it was taken over by UBS in a state-supported acquisition.

Overview of Global Renewable Energy Market

As per International Renewable Energy Agency (IRENA) estimates, at the end of December 2022, global renewable generation capacity accounted for a total of 3,372 GW. Hydro Power accounted for the largest share

of the global total, with a capacity of 1,256 GW (37%). Wind and Solar energy accounted for most of the balance capacity, with capacities of 898 GW (27%) and 1,053 GW (31%) respectively. Other renewables included 165 GW (5%) spread across Bioenergy, Geo-Thermal energy & Marine energy.



Source: International Renewable Energy Agency (IRENA)

Moreover, as per IRENA, renewable generation capacity increased by 295 GW (+9.6%) in 2022. Solar energy continued to lead capacity expansion with an increase of 191 GW, followed by wind energy at 75 GW. This growth in wind and solar led to the highest annual increase in renewable generating capacity and the second-highest growth on record in percentage terms. Asia accounted for ~60% of new capacity in 2022, increasing its renewable generation capacity by 175 GW.

Meanwhile, capacity in Europe and North America expanded by 57.3 GW (+8.8%) and 29.1 GW (+6.3%), respectively. Oceania continued its double-digit growth with an expansion of 5.2 GW (+10.6%), largely due to expansion in Australia, South America continued an upward trend, with a capacity expansion of 18.2 GW (+7.4%). The Middle East also recorded its highest expansion on record, with 3.2 GW of new capacity commissioned in 2022 (+12.8%).

Top 5 Countries – Solar PV & Wind Power Capacity

Top 5 Countries – Solar PV Capacity			Top 5 Countries – Wind Power Capacity		
Country Rank	Country Name	Installed Capacity (approx.) as of Dec-22 (GW)	Country Rank	Country Name	Installed Capacity (approx.) as of Dec-22 (GW)
1	China	393	1	China	365
2	USA	113	2	USA	140
3	Japan	78	3	Germany	66
4	Germany	66	4	India	42
5	India	63	5	Spain	29

Source: International Renewable Energy Agency (IRENA)

In 2022, as per Bloomberg NEF estimates, global investment in the low-carbon energy transition totaled \$1.1 trillion, up from \$849 billion in 2021 and just \$267 billion in 2011. This figure includes investment in projects, such as renewables, storage, charging infrastructure, hydrogen production, nuclear, recycling and Carbon, Capture and Storage (CCS) projects – as well as end-user purchases of low carbon energy devices, such as small-scale solar systems, heat pumps and zero-emission vehicles. The largest sector in 2022 was renewable energy, which attracted \$495 billion for new

projects and small-scale systems (up 17% from 2021), but the electrified transport sector grew the fastest and hit \$466 billion (up 54%). China was by far the leading country for attracting energy transition investment, accounting for \$546 billion or nearly half of the global total. The US was a distant second at \$141 billion, while the EU would have been second if treated as a single bloc, at \$180 billion. Germany retained its third place, while the UK dropped one place to fifth as France climbed to fourth.

Investments in Energy Transition by Country (USD Billion) 2022

Country	Investment (USD Bn)	Country	Investment (USD Bn)
China	546	Japan	23
United States	141	Korea (Republic)	19
Germany	55	India	17
France	29	Spain	17
United Kingdom	28	Italy	16

Source: BloombergNEF

Countries like the USA have directed more funds towards reducing carbon emissions through policies like the Inflation Reduction Act (IRA) 2022. The act aims to provide a push to investments in domestic manufacturing capacity and encourage procurement of critical components and R&D for technologies like carbon capture and clean Hydrogen. Meanwhile, with the EU Green Deal, Europe is striving to become the first climate-neutral continent, with a set of policies aiming to reduce net greenhouse gas emissions by at least 55% by 2030 against 1990 levels.

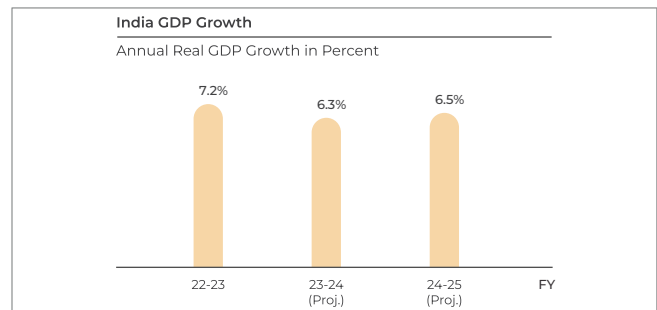
2. INDIA BUSINESS OUTLOOK AND RE MARKET

Overall Economic Outlook

While the global outlook shows slow signs of recovery amidst a few uncertainties and challenges, the situation in emerging and developing countries like India is considerably better. India is expected to continue being one of the fastest-growing economies in the world. The expected growth rate for FY23 is 7.2%, as per the Ministry of Statistics and Programme Implementation (MoSPI). Further, according to forecasts by Fitch Ratings, India is expected to grow at 6.3% in FY 24 & 6.5% in FY25.

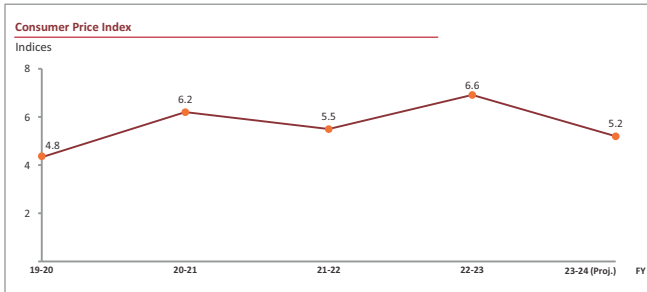
These are driven by private consumption and private investment on the back of Government policies to

improve transport infrastructure, logistics, and the business ecosystem. The growth moderation for India in FY 23-24 is premised on an ongoing global economic slowdown, tight monetary conditions, and elevated oil prices. However, FY 23-24 is expected to see faster growth in investment, thanks to supportive Government policies and sound macroeconomic fundamentals, lower nonperforming loans in banks, and significant corporate deleveraging that will enhance bank lending.



Source : MoSPI, Fitch Rating

The Indian economy has continued to show resilience amid global uncertainties. And while the headline inflation is elevated, World Bank estimates point towards a CPI decline to an average of 5.2% in FY 23-24, helped by easing global commodity prices and moderation in the domestic demand. This is expected to slow down further to 4.5% in FY 24-25 as inflationary pressures subside.

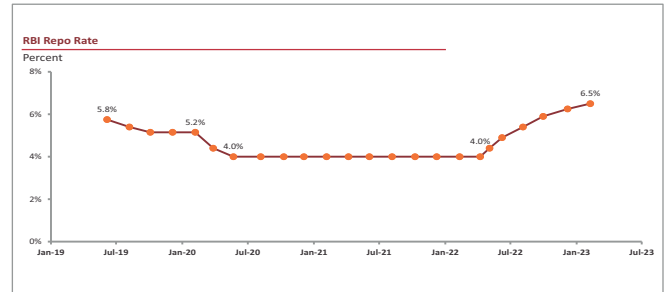


Source: World Bank

As per World Bank estimate, the current account deficit is projected to decline to 2.1% of GDP in FY 23-24 and 1.9% in FY 24-25. Growth in goods exports is forecast to moderate before improving in FY 24-25, as production-linked incentive schemes and efforts to improve the business environment such as streamlined labor regulations improve the performance in electronics and other areas of manufacturing growth. Services export growth has been robust and is expected to continue to strengthen India's overall balance of payments position.

Several global Pension Funds, Sovereign Wealth Funds, Multilateral & Bilateral agencies and other Financial Institutions (FIs), Private Equities, domestic institutions/banks etc., have been investing in the sector. Given Government of India's targets of 500 GW of power capacity from non-fossil fuel sources by 2030, the funding requirement of the sector has substantially increased. In this scenario; deepening of money market in terms of new tools such as Infrastructure Development Fund (IDF), InVITs, Alternate Investment Funds (AIF), Bonds for churning out money for investments in fresh projects, etc. is of utmost importance for meeting the overall RE-targets.

The RBI has also hiked the repo rate multiple times in the last financial year, aggregating 250bps to reach 6.50% at the end of the financial year. The move has increased lending rates and has moderated the demand and supply in the country to control inflation. This was expected after the repo rate was reduced significantly during the COVID-19 pandemic, before factors like the Russia-Ukraine conflict contributed to rising inflation, ultimately leading to the rate being increased by the RBI. Meanwhile, bank credit to the NBFC sector has registered a year-on-year growth of over 30% in each of the last six months of the financial year, while the RBI has also issued over 27 regulatory updates specific to the NBFC sector in 2022 alone.

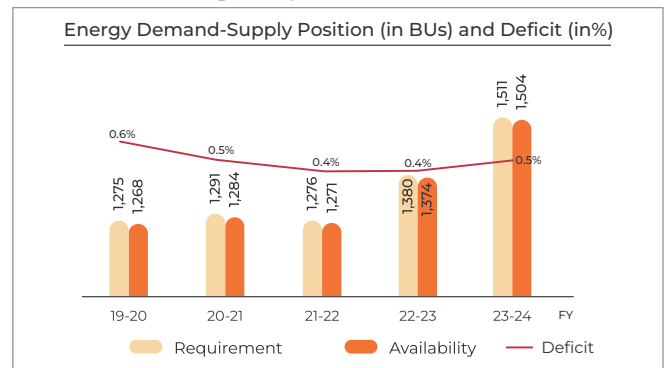


Source: Reserve Bank of India

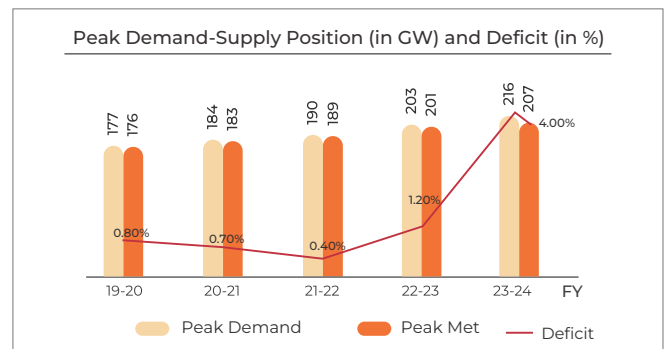
Overview of Indian Renewable Energy Market & Development

Over the years, Renewable Energy (RE) sector in India has emerged as a significant player in the grid-connected power generation capacity. While thermal power capacity addition has seen a slowdown, the Wind and Solar Energy sector has picked momentum. The Hon'ble Prime Minister of India, at CoP 26 announced that India is committed to achieving 500-GW of installed electricity capacity from non-fossil fuel sources by the year 2030 and achieving net zero emission by 2070.

The demand and supply have grown neck-to-neck with a Compound Annual Growth Rate (CAGR) of 3.46% over the past few years. Similarly, Peak Demand and Peak Availability/Met have grown neck-to-neck with a CAGR of 3.37% over the past 5 years.



Source: Central Electricity Authority



Source: Central Electricity Authority

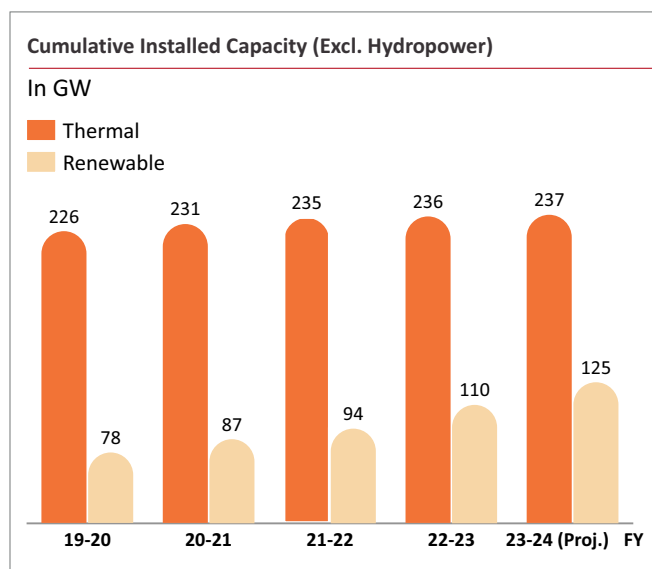
Going forward, Electricity is expected to continue to remain a key input in India’s GDP growth and Renewable Energy would have a dominant role to play in overall energy portfolio of the country. The substantially higher targets for RE capacity will ensure greater energy security, improved energy access and enhanced employment opportunities. With the accomplishment of ambitious targets set by the Government of India, majority of the energy requirement is likely to be met through clean sources of energy.

RE sector not only promotes sustainable and environment-friendly growth but is also critical for energy access and last-mile connectivity. The sector is witnessing an increased focus on emerging clean energy technologies such as Biofuels, Solar, Wind-Solar hybrids, Green Hydrogen & its derivatives, and storage systems. The increased focus of the Government of India towards the RE sector has led to tremendous opportunities for investments as well as employment in the sector. India is ranked 7th most attractive nation for renewable energy investment and deployment opportunities in the 60th EY “Renewable Energy Country Attractiveness Index (RECAI)” released by EY in November 2022.

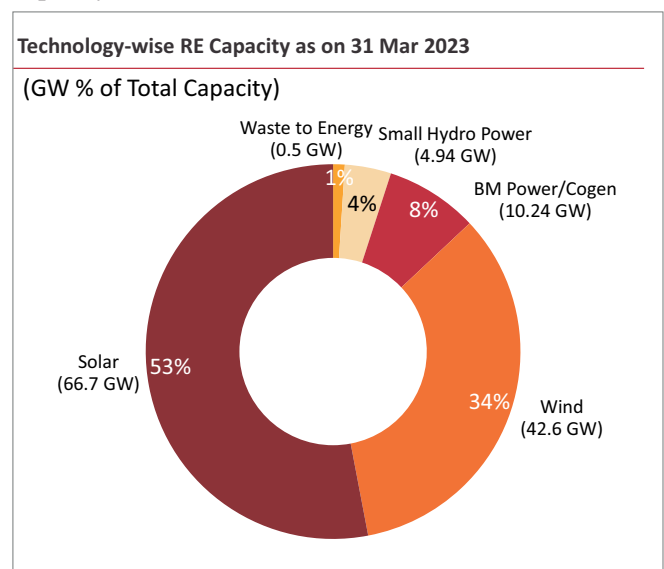
Also, India has been selected as a Global Theme Champion for “Energy Transition” at the UN High-Level Dialogue on Energy 2021 as a recognition of its voluntary and action-oriented policy, implementation

and public connect frameworks for sustainable development. As such, Investors are enthusiastic about the growth story of the Indian Renewable Energy Sector over the years and are keen to invest further in Indian RE market. In December 2022, India also assumed the presidency of the G20 forum, taking over from Indonesia. Part of India’s G20 priorities is the focus on green development and climate change, with a particular emphasis on climate finance and technology, as well as ensuring just energy transitions for developing countries.

As on March 2023, as per Central Electricity Authority, Renewable Power accounts for more than 41% of the total installed power generation capacity, (i.e., 172 GW out of 416 GW) in India wherein Renewable Power (excluding Hydro Power) accounts for 125 GW out of 416 GW i.e., total installed power generation capacity. Globally India is ranked in the top 5 countries in terms of installed Wind Power capacity & Solar Power installed capacity. The RE sector witnessed transformational growth in the last few years, in terms of both installed capacity and increasing share of RE in total power generation of the Country. Whereas Thermal sector capacity has grown at a CAGR of 1.02% p.a., RE capacity has grown at a CAGR of 10.4% over the last 6 years. Further, majority of the RE capacity addition is on account of Solar (including Solar Rooftop) and Wind Energy, which comprises ~86% of the total RE installed capacity.

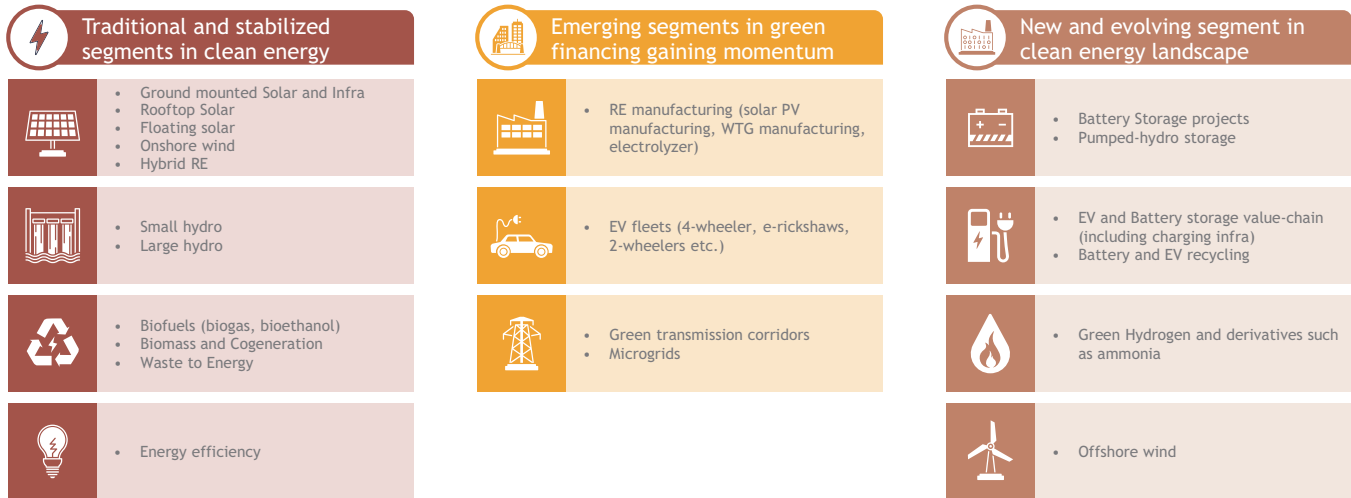


Source: Central Electricity Authority



Source: Central Electricity Authority

3. SECTOR WISE OUTLOOK ON RENEWABLE AND NEW ENERGY LANDSCAPE IN INDIA



Key announcements for overall Power Sector & RE sector in India:

Power Sector

- Revamped Distribution Sector Scheme (RDSS) was introduced in FY 21-22 with a total outlay of ₹3,03,758 Crore as financial assistance to DISCOMs to improve power supply quality and reduce AT&C losses to 12-15% by 2024-25. Based on MoP's announcement on 9th February 2023, the Monitoring Committee had approved action plans and DPRs for 46 DISCOMs, and sanctioned 20.5 crore prepaid smart consumer meters, 54 Lakh smart DT meters, and ~2 lakh smart feeder meters. The scheme led to a reduction in AT&C losses and an improvement in efficiency.
- MoP introduced the Late Payment Surcharge Scheme (LPS) in June 2022 to support DISCOMs in clearing outstanding dues by clubbing them into consolidated amounts, which can be paid in equal interest-free EMIs. DISCOMs are given the flexibility to pay dues in up to 48 instalments. As per the PRAAPTI portal, DISCOMs were able to clear their outstanding dues by one-third to around Rs 93,000 crore, as of May 2023. This indicates that the scheme will help DISCOMs clear and control their outstanding dues.

RE Sector

- The Government has earmarked ₹35,000 Crore for “priority capital investment”. The move by the Government is a major boost towards achieving energy transition, net zero objective and energy security.
- Green Credit Program was launched under the Environment (Protection) Act to incentivize sustainable actions, which is a net positive for the renewable energy industry. The program will incentivize environmentally sustainable and responsive actions by companies, individuals and local bodies and will gradually lead to the mobilization of additional resources for renewable projects.

Traditional and Stabilized Segments in Clean Energy

➤ Solar and Wind

Solar and Wind have shown immense growth in installation capacity and are expected to continue leading growth in the RE sector. In the last year alone, Solar has increased by 12.8GW (23%) in capacity and is further planned to grow to 364GW capacity by FY31-32 from current levels of 66.8 GW. The solar energy sector is slated to become the forerunner in India's ambitious race to renewable energy adequacy.

As per Institute for Energy Economic and Financial Analysis (IEEFA), rooftop solar capacity installations proceeded at a much slower rate than expected in 2022 due to issues like supply chain disruption in solar modules, delays in tenders by state implementing agencies, and delays in approvals and installation of net-meters by DISCOMs. The ministry has already taken steps to tackle these including expediting approvals and installation, simplification of installation procedure in residential sector and the launch of the national portal in July 2022.

(in GW)

Generation Source	FY 21-22	FY 22-23	FY 26-27	FY 31-32
Solar- Utility	46.4	57.9	185	364
Solar- Rooftop	7.6	8.9		
Wind On-shore	40.3	42.6	73	122

Source: Central Electricity Authority

Key drivers for growth in Solar and Wind segment:

- **Budgetary Support:** The Hon'ble Finance Minister has announced a budgetary allocation of ₹10,222 Crore to the Ministry of New and Renewable Energy (MNRE), which is a 45% hike from the ₹7,033 Crore expected to be spent this fiscal year.
 - o The budget allocated for the solar power sector this year is ₹ 5,331.5 Crore, which is a 53.65% increase as compared to the last year's allocation of ₹ 3,365 Crore.
 - o The off-grid solar projects have been allocated ₹ 360 Crore for the financial year.
- **Immense potential for Wind-Solar Hybrid power plants:** Considering the immense potential of Wind-Solar Hybrid Power Projects, the Government of India through MNRE, issued the National Wind-Solar Hybrid Policy in 2018, which has been supplemented with notification of guidelines for procurement of power through tariff-based competitive bidding for Grid-connected Wind-Solar Energy Hybrid projects in October 2020.

- **Imposition of Basic Customs Duty (BCD):** Considering India's huge solar sector targets and the strategic nature of RE sector, and to scale up domestic solar manufacturing under Atma Nirbhar Bharat Initiative, BCD has been imposed on solar modules and cells of 40% and 25% respectively, w.e.f. 01.04.2022. The Government has issued an Approved List of Models and Manufacturers (ALMM) for solar modules. Manufacturers and their vetted modules included in the ALMM list will be eligible for use in Government Projects/ Government assisted Projects/ Projects under Government Schemes & Programs / Open Access / Net-Metering Projects, installed in the Country, including Projects set up for the sale of electricity to the Government. However, as per the order of the Government, using only domestically approved modules will be held in abeyance till March 31, 2024.

- **Simplified procedure on RTS:** To simplify the implementation process, Ministry has developed a National Portal (solarrooftop.gov.in) wherein any residential consumer from any part of the country can apply for rooftop solar without waiting for DISCOM to finalize tender and empanel vendors.

➤ **Hydro Power**

India has considerable Hydropower potential, which will play a key role in the Indian power sector. Hydropower projects are classified as large and small hydro projects based on their sizes. Different countries have different size criteria to classify small hydro power projects. In India, Hydropower plants with a capacity of 25 MW or below are classified as small hydro and are considered under the ambit of RE. Large Hydropower Projects (LHPs) each having capacity of more than 25MW have also been reclassified under renewables after the Government of India notification in 2019. While this brings the large hydro projects under the ambit of a few subsidies, LHPs would not automatically be eligible for any differential treatment for statutory clearances available to Small Hydropower Projects (SHPs).

(in GW)

Generation Source	FY 21-22	FY 22-23	FY 26-27	FY 31-32
Small Hydro	4.8	4.9	5.2	5.5
Large Hydro	42.0	42.1	52.4	62.2

Source: Central Electricity Authority

Key Government policies driving growth:

- **Hydro Purchase Obligation (HPO):** The Indian Government has approved HPO as a separate entity within Non – solar Renewable Purchase Obligation (RPO).
- **Tariff Rationalization:** Tariff rationalization measures include providing flexibility to the developers to determine tariff by back loading of tariff after increasing project life to 40 years, increasing debt repayment period to 18 years, and introducing escalating tariff of 2%.

➤ **Bio Energy**

As per a study sponsored by MNRE, the availability of biomass in India is estimated at 750 million metric tonnes per year. The Study indicated estimated surplus biomass availability at about 230 million metric tonnes per annum covering agricultural residues corresponding to a potential of about 28 GW. By FY 31-32, the Country is targeting a growth of ~45% over FY 21-22 Bio Energy capacity to reach an overall capacity of 15.5 GW.

(in GW)

Generation Source	FY 21-22	FY 22-23	FY 26-27	FY 31-32
Biomass	10.21	10.25	13.0	15.5
WTE	0.47	0.55		

Source: Central Electricity Authority

Key Government policies driving growth:

- **Biomass Pellet:** Policy of the Ministry of Power issued on 08.10.2021 mandates the use of 5% biomass pellets made primarily of agro-residue along with coal in Thermal Power

Plants (TPPs) with effect from one year from the date of issuance of this policy. The obligation to use biomass pellets in TPPs shall increase to 7% with effect from two years after the date of issuance of this policy. The same has been emphasized in the Budget for FY 22-23, wherein Government has proposed to co-fire 5-7 percent biomass pellets in thermal power plants. This will have several benefits including a reduction in CO² emissions, income generation for farmers, job creation by pellet manufacturers, preservation of soil culture and reduction in air pollution due to a reduction in stubble burning.

- **National Bioenergy Program:** The Ministry of New and Renewable Energy (MNRE), Government of India has notified the National Bioenergy Program on November 2, 2022. MNRE has continued the National Bioenergy Program for the period from FY 2021-22 to 2025-26. The Program has been recommended for implementation in two Phases. The Phase-I of the Program has been approved with a budget outlay of ₹858 Crore. The National Bioenergy Program will comprise the following sub-schemes:
 - o Waste to Energy Program (Program on Energy from Urban, Industrial and Agricultural Wastes /Residues) to support setting up of large Biogas, BioCNG and Power plants (excluding MSW to Power projects).
 - o Biomass Program (Scheme to support manufacturing of Briquettes & Pellets and promotion of Biomass {non-bagasse} based cogeneration in Industries) to support setting up of pellets and briquettes for use in power generation and non-bagasse-based power generation projects.
 - o Biogas Program to support setting up of family and medium size Biogas in rural areas.

- Ethanol Blended Petrol (EBP) Program:** The Indian Government has advanced the target date for EBP from 2030 to 2025 for 20% Ethanol Blending (E20) to decrease the oil import burden. The expected capacity requirement by Nov 2026 to support this blending mandate will be ~ 1500 Crore Litres per annum. This would be sufficient to produce 1016 Crore Litres of ethanol required for EBP and 334 Crore Litres for other uses. While a successful E20 program can cut down on Country’s oil import bill, Ethanol is also a less polluting fuel and offers equivalent efficiency at a lower cost than petrol.

Emerging Segments in Green Financing gaining momentum

➤ **RE Solar PV Manufacturing capacity**

By FY26-27, as per IEEFA India will likely reach the 110GW mark in solar module manufacturing capacity, which will be enough to attain self-sufficiency for its demand. It can then focus on expanding its reach to foreign markets, where the demand is expected to remain high.

(in GW)

Generation Source	FY 21-22	FY 22-23	FY 26-27
Polysilicon	NA	NA	38
Wafer	NA	NA	56
Cell	3	4.3	59
Module	15	18	110

Source: Institute for Energy Economics and Financial Analysis (IEEFA)

Key Government policies driving growth:

- PLI for Manufacturing of High-Efficiency Solar Modules:** The Government has allocated a total capacity of 39,600 MW of domestic Solar PV module manufacturing capacity to 11 companies, with a total outlay of ₹14,007 Crore under the Production Linked Incentive Scheme for High-

Efficiency Solar PV Modules (Tranche-II). Manufacturing capacity totaling 7400 MW is expected to become operational by October 2024, 16,800 MW capacity by April 2025, and the balance 15,400 MW capacity by April 2026. As per MOP estimates, Tranche-II is expected to bring in an investment of `93,041 Crore. It will also generate a total of 1,01,487 jobs with 35,010 getting direct employment and 66,477 being indirectly employed.

➤ **Electric Vehicles (EV)**

The Indian Government has set an ambitious target of 30% electric vehicle penetration by 2030. In line with the same, Government of India is increasingly incentivizing EV manufacturers to increase penetration and encourage further investments in indigenous technology.

EV Fleet adoption rate

	FY 22-23	FY 30-31
EV Penetration	<2%	>30%

Source: India's Electric Mobility Transformation (NITI Aayog)

Key Government policies driving growth:

- FAME (Faster Adoption and Manufacturing of Hybrid and Electric Vehicle):** The Scheme launched by the Government incentivizes EV manufacturers to increase penetration and encourage further investments in indigenous technology. During the Budget for FY 2022-23, it was announced that a battery swapping policy along with inter-operability standards to improve efficiency in the EV ecosystem will be announced soon.

➤ **Green Transmission**

With focus on green transmission, the Government aims to synchronize electricity produced from renewable sources with conventional power stations in the grid. To facilitate renewable power evacuation and reshape the grid for future requirements, the Green Energy Corridor (GEC) projects have been initiated.

Transmission capacity Under GEC Scheme

Installation	GEC Phase I	GEC Phase II
Ckm	9700	20,450 (Incl. Ph 1)

Source: Ministry of New & Renewable Energy

Key Government policies driving growth:

- **Green Energy Corridor:** The Intra-state GEC Phase-I has a target capacity of 9700 ckm transmission lines and 22,600 MVA capacity substations. As of 31.10.2022, 8651 ckm of intra-state transmission lines have been constructed and 19558 MVA intra-state substations have been charged. Phase II of the project has a target capacity of an additional 10,750 ckm transmission lines.

New and Evolving Segments

➤ Storage

Electrical energy storage systems, used to exchange power with the grid, come in various types based on the materials used. As per CEA estimates, Pumped Storage Projects (PSPs) are the most adopted storage technology (~90%) and are expected to continue to grow in the next decade, with a planned upgrade to a capacity of 26.7 GW by FY2031-32. Meanwhile Battery Energy Storage Systems are planned to be built with a capacity of up to 47.2 GW by FY31-32.

Key Government policies driving growth:

- Battery energy storage systems with a capacity of 4,000-megawatt hours will be supported with viability gap funding to encourage investment.
- **Round-the-Clock RE Supply and Energy Storage Systems:** With an increasing share of renewable energy in the energy mix and concerns related to RTC (Round-the-Clock) supply and grid stability, Round-the-Clock and Energy Storage solutions are being actively promoted. In this regard, in FY 23, several Round-the-Clock and Solar-plus-Storage tenders were issued.

- **The Ministry of Power (MoP) released its guidelines for the promotion of Pumped Storage Projects (PSPs)** in the Country following the February 2023 budget speech. The guidelines propose reforms to incentivize ancillary services provided by PSPs, stipulate models for allotment of hydro PSP sites to developers, rationalize environmental clearances for PSPs and exempt them from free power obligations.

➤ Battery Manufacturing

The Government of India looks at incentivizing domestic battery manufacturing to boost domestic manufacturing and facilitate battery storage demand creation for electric vehicles and stationary storage. This will help create a complete domestic supply chain and attract foreign direct investment in the Country.

Key Government policies driving growth:

- **Production Linked Incentive (PLI) scheme for Advanced Chemistry Cell (ACC):** Battery storage earmarked by the Government from an outlay of INR 181 billion to establish local manufacturing capacity of 50GWh of ACC and five GWh of Niche ACC Capacity. Three bidders – Reliance New Energy Solar Limited, Ola Electric Mobility Private Limited, & Rajesh Exports Limited have signed the program agreement for a combined awarded capacity of 30GWh.

➤ Green Hydrogen

Post release of India's maiden Green Hydrogen Policy, several players – both private and state-owned – have made a slew of announcements for setting up projects to produce green hydrogen, eventually bolstering the country's energy security. State-owned power generator NTPC aims to reduce the production costs to below USD 2/kg by 2025-2026, while private players like RIL aim to cut that cost to half by the end of the decade. Additionally, India and Egypt have also signed an MoU to invest USD 8 billion to set up a green hydrogen plant in the Suez Canal Economic Zone with an annual capacity

of producing 20,000 tonnes of green hydrogen.

Key Government policies driving growth:

- **National Green Hydrogen Mission:** To meet climate targets and make India a green hydrogen hub, National Green Hydrogen Mission has been launched to enable cost-competitive green hydrogen production with an outlay of ₹19,744 Crore. Out of the ₹19,744 Crore, the Government has allocated ₹17,490 Crore for the Strategic Interventions for Green Hydrogen Transition (SIGHT) program, ₹1,466 Crore for upcoming pilot projects, ₹400 Crore for R&D, and ₹388 Crore towards other mission components. The Mission targets to achieve an annual production target of 5 MMT of Green Hydrogen by 2030 for facilitating the net-zero target of India by 2070.
- **Green Hydrogen Policy:** As per the Green Hydrogen policy announced by Government of India, there are many enabling provisions such as:
 - o Granting waiver of inter-state transmission charges for a period of 25 years to the producer of Green Hydrogen and Green Ammonia from the projects commissioned before 30th June 2025.
 - o The Green Hydrogen / Ammonia manufacturer can bank their unconsumed renewable power, up to 30 days, with distribution company and take it back when required.
 - o Land in Renewable Energy Parks can be allotted for the manufacture of Green Hydrogen/ Green Ammonia.
- The Government of India also proposes to set up Manufacturing Zones, where the Green Hydrogen/ Green Ammonia production plant can be set up.

➤ Off-shore Wind

Potential zones have been identified in Gujarat and Tamil Nadu for exploiting offshore wind energy

opportunities. Initial assessments done by NIWE in the identified zones suggest a possible potential of 36GW capacity off the coast of Gujarat alone. As per CEA estimates, by 2030, a target of ~30GW power through wind-offshore energy is currently under assessment.

Key Government policies driving growth:

- **Offshore Wind Strategy paper** including business models for offshore wind energy has been issued. A concept note for VGF scheme of ₹ 14283 Crore for the initial 3 GW of offshore wind energy projects has been sent to the Department of Expenditure, Ministry of Finance, for ‘in-principle’ approval. A trajectory to bid out offshore wind energy blocks for 37 GW capacity till FY 2029-30 has been issued.

4. FINANCIAL AND OPERATIONAL PERFORMANCE

Over the last financial year, your Company has demonstrated significant loan book growth coupled with robust financial performance across key dimensions including profitability, cash flows, asset quality and capital adequacy.

(₹ in Crore)

Particulars	FY2023	FY2022
Sanction	32,586.60	23,921.06
Disbursement	21,639.21	16,070.82
Total Income	3,483.04	2,874.15
Operating Profit	1,235.76	1,054.88
Profit after Tax (PAT)	864.63	633.53
Net Worth	5,935.17	5,268.11
Net NPA	1.66%	3.12%
Return on Average Net Worth	14.55%	14.25%
CRAR (Tier 1)	15.71%	17.60%
CRAR (Tier 2)	3.11%	3.62%
Interest Coverage Ratio	1.55 Times	1.53 Times
Debt to Equity ratio	6.77 Times	5.24 Times

Business Growth

- Over FY 23, your Company sanctioned INR 32,586.60 Crore worth of loans and disbursed INR 21,639.21 Crore worth of loans bringing loan book size to INR 47,076 Crore at the end of FY 23.
- Your Company continued its performance in its traditionally strong market with solar, wind and Hydropower project financing contributing ~70% of the sanctioned amount and ~56% of disbursed amount for FY 23. In addition, your Company enhanced its presence in new and emerging RE technology financing, especially, ethanol and electric vehicle and manufacturing financing via innovative products such as fleet financing, on-lending to E-mobility B2C NBFCs, etc.
- Your Company has maintained its commitment to building a strong relationship with borrowers and driving customer satisfaction; this can be demonstrated by over 80% of sanctions coming from existing customers. In addition, your Company has doubled down on its sales outreach efforts leading to the onboarding of over 25 new customers in FY 23.
- Your Company has always been at the forefront of launching innovative financing instruments in anticipation of the sector's evolving needs. This year, your Company has launched and amended policies such as, term loans for renewable energy expansion, financing transmission projects, refinancing of loans and incorporating Swiss challenge auction in the sale of assets.
- Your Company has bolstered its net worth to ₹5,935.17 Crore in FY 23 and posted an all-time high PAT of ₹864.63 Crore, on account of the highest annual disbursement, recovery from written off/loss assets and ensured the reduction of Net NPA to 1.66%.
- Capital adequacy for your Company is well in line with RBI regulations with CRAR at 18.82% vs. minimum permissible floor of 15%. In addition, augmentation in Net Worth will also allow your

Company to boost its exposure limits which have the potential to enhance business.

- With continued improvement across financial and operating performance, your Company will be able to retain an excellent MoU rating for 3 consecutive years (subject to approval of rating for FY 22-23)

(in GW)

	FY 22-23	FY 21-22	FY 20-21
MoU Ratings	Excellent*	Excellent	Excellent

* Rating is subject to assessment of Govt. of India

Asset Quality

- Your Company has ensured a high-quality asset base that is significantly de-risked.
- Further, 85% of the loan book comprises assets with loan tenure >3 years which will ensure continued profitability for the coming years as well.

(in GW)

Split of O/S loan book by tenure	% of the loan book
Short Term (<1 year)	2%
Medium Term (1-3 years)	13%
Long Term (>3 years)	85%
Total	100%

Resource Mobilization and Recovery

- Despite a challenging macroeconomic climate with rising interest rates, your Company was able to maintain and minimize volatility in its cost of funds by leveraging its credit rating and reputation in the market to draw competitively priced funding lines.
- Your Company was able to service borrowers at competitive rates with only moderate contraction in its interest spread and net interest margin leading to the highest ever annual total income of INR 3,483 Crore.
- Concurrently, your Company was able to

significantly resolve its stressed assets bringing its Net NPA ratio to a ten-year low of 1.66% at the close of FY 23 (vs. 3.12% at the close of FY22). There was a net reduction of Eighteen loan accounts from the NPA list and ₹202.43 Crore was recovered from NPA loans which include ₹89.03 Crore towards Principal and ₹113.40 Crore towards Interest Income.

5. STRENGTHS, WEAKNESSES, OPPORTUNITIES AND THREATS (SWOT)

Strengths:

The renewable energy sector continues to play a dominant role in India's energy mix. Your Company is a leader in the space with an operational experience of 36 years. The Company provides a comprehensive range of financial products and related services from project conceptualization to the post-commissioning stage to its clients in the power sector, including for generation, transmission, and distribution projects as well as for related renovation and modernization projects.

Further, The Reserve Bank of India (RBI) has granted an 'Infrastructure Finance Company (IFC)' status to the Company. With the IFC status, your Company will be able to take higher exposure in RE financing. The IFC status will also help the Company to access a wider investor base for fund mobilization, resulting in competitive rates for fundraising.

Weaknesses:

The Company has limitations to finance projects with high capacity due to its small capital base. With large-scale buyouts in RE sector due to increasing consolidation on account of market maturity, credit exposure constraints affect the financing potential of the Company. To mitigate these constraints, your Company has entered into an MoU with the Bank of India, and initiated MoUs

with other banks, for co-lending, co-origination, and loan syndication for Renewable Energy projects.

Further, given the Company is a Non-Deposit Systemically Important (ND-SI) NBFC, the provision of deposits from retail investors is unavailable, leading to a marginally higher cost of borrowing vis-à-vis banks. Your company is taking active measures to further lower the cost of funds by working closely with bilateral and multi-lateral development financial institutions to draw competitively priced funding lines.

Opportunities:

With 36 years of operational experience, your Company is a leading financial institution in India focused on the RE sector. Further, the Company has played a strategic role in the development and financing of RE projects in India since the early stages of the RE sector. With the tremendous growth expected to continue in the Indian RE sector and the potential of being the dominant energy source in India's energy mix, there are huge opportunities available in RE financing.

The Hon'ble Prime Minister's 'Panchamrita' goals, including the capacity addition targets of 500 GW of non-fossil fuel capacity by 2030 are likely to provide major business opportunities to the Company. Given the Company has rich experience in the RE sector, the Company shall play a major role in the fulfillment of the vision. Further, during FY 23, your Company registered record profit and disbursements in comparison to the previous years, which shows the Company's commitment towards achieving the Hon'ble Prime Minister's 'Panchamrita' targets.

In line with the same, the Company is swiftly adapting to the market requirements and providing fund and non-fund-based credit assistance through various financial products. Your Company has a

dedicated Business Development Team to understand the market needs which enables it to get the first-mover advantage in terms of developing innovative financial products.

Further, the focus on EBP and the Sustainable Alternative Towards Affordable Transportation (SATAT) scheme by the Indian Government has created great opportunities for the Company to fund Ethanol and Biogas projects. The Company has good experience in financing such projects which provides the upper hand against the competitors. The introduction of such schemes by the Government provides an opportunity for the Company to expand its portfolio and revenue.

The Company has introduced a comprehensive policy for financing new technologies for promoting & increasing usage/penetration of Renewable Energy & funding of the green mobility segment to cater to various new and emerging clean energy technologies. Also, the Company is aiming to have an early mover advantage in financing green hydrogen & its derivatives and other emerging technologies, which will help the organization to tap into new markets and diversify its revenue streams.

Threats, Risks and Concerns:

The Company faces competition from other financial institutions that finance renewable energy projects. These institutions may have a lower cost of funds or better access to capital, which could put the Company at a disadvantage when it comes to competing for projects. Therefore, judicious raising of resources at a low cost and ensuring the most productive deployment of these funds across various technologies and various clean energy sectors is the key factor for the Company's profitability and growth.

The Company's operations are mandated to be

restricted to a single sector, viz. Clean Energy only. The growth of the Sector is highly dependent on encouraging policy framework and the related fiscal and financial incentives available thereunder. Reduction or withdrawal of the benefits from sectors in which the Company has exposure, may impact the Company adversely. Therefore, relying on its rich experience, your Company is taking active measures in diversifying its portfolio into various sub-sector within the clean energy space including but not limited to Electric Vehicles, Green transmissions, and Manufacturing sectors, along with other emerging areas.

6. RISK MANAGEMENT FRAMEWORK

To effectively manage credit risk, market risk, liquidity risk, and operational risk, your Company has established a comprehensive policy framework. The Risk Management Policy has been developed under the guidance of the Risk Management Committee (RMC) and approved by the Board of Directors. The Risk Management Committee is a Board Sub-committee having the overall responsibility of risk management of the organisation. The Risk Management Policy is periodically refined based on emerging market trends and your Company's own experience. The Risk Management Committee, headed by an Independent Director, ensures independent risk oversight and full transparency in the risk management process. The Prudent Risk Management policies are ratified by the Board of Directors to ensure compliance with RBI guidelines and SEBI (LODR) Regulations, 2015, which form the Government framework for your Company's business activities.

The key risks your Company faces during its business operations are Credit Risk, Market Risk, Liquidity Risk, and Operational Risk. These risks are carefully identified, assessed, and managed through the implemented risk management policies

and procedures. The risk Officer does not have any reporting relationship with the Business verticals/business targets. Overall, the functioning of the risk management function has created an ‘initiator-reviewer’ matrix for key decision situations in the Company.

7. INTERNAL CONTROL SYSTEMS AND THEIR ADEQUACY

To evaluate internal control systems including suitable monitoring of the adequacy and compliance with policies, procedures, plans, regulatory and statutory requirements, the Company has an independent Internal Audit unit.

In order to ensure that all checks and balances are in place and all internal control systems are in order, regular & exhaustive internal audits and reviews of the Internal Financial Controls are conducted by experienced firms of Chartered Accountants with close co-ordination with Company’s own Internal Audit Division. Your Company had appointed M/s Ravi Rajan & Company, LLP, Chartered Accountants as Internal Auditor for FY 23. The Audit Committee periodically reviews the significant findings of audits, as prescribed by the Companies Act, 2013, SEBI (Listing Obligations & Disclosure Requirements) Regulations, 2015 and applicable RBI Guidelines. Internal Audit Reports are discussed with the Management and are reviewed by the Audit Committee of the Board.

The Company has Board-approved Risk Based Internal Audit (RBIA) Policy in compliance with the RBI guidelines.

8. HUMAN RESOURCES/ INDUSTRIAL RELATIONS

The high-performance culture of the Company is driven by our highly motivated and competent human resources. We continually keep on re-energizing our human resources, so that

professional excellence and personnel are attained at all times. The total employee strength of the Company was 160 as of 31.3.2023 against 156 as of 31.3.2022, excluding Board Level Executive. The attrition rate of the Company was 1.26% excluding superannuation cases.

To optimize the potential of its human capital, your Company has provided specialized training programs from various premium institutes/organizations in India and abroad, besides in-house training sessions for the employees. The employees are kept updated with the latest developments in their relevant fields. The Company also coordinated and monitored training Programs sponsored by the Department of Economic Affairs (DEA) and Department of Public Enterprises (DPE) in association with premium institutes such as IITs, IIMs, XIM, etc. apart from behavioural training interventions conducted as positive reinforcement.

During FY 23, various lecture series, focused development training programs, and workshops were organized by your Company leading to the achievement of 1,671 training man-days.

9. ENVIRONMENT PROTECTION AND CONSERVATION

The Environmental & Social Safeguards Unit (ESSU) of the Company has the primary responsibility of safeguarding impacts about Environmental and Social (E&S) aspects of various projects and their respective technologies, besides ensuring implementation of the ESMS. During FY 23, E&S Screening and Categorization of about 85 projects were carried out across all technologies funded by the Company. Regular interaction with international lenders is maintained to understand their E&S requirements. This has helped your Company to meet its E&S obligations and has helped the borrowers in managing E&S risks associated with their projects.

In FY 23, the Company updated the "Environmental and Social Management Framework- RE Parks" under the World Bank Line of Credit titled Shared Infrastructure for Solar Parks Project (SISPP) which aims to increase renewable energy generation capacity by setting up large-scale renewable energy parks.

10. CORPORATE SOCIAL RESPONSIBILITY (CSR)

The Company is strongly committed to being a socially responsible corporation that actively contributes to society to improve the quality of life. The Company's Corporate Social Responsibility (CSR) initiatives are deeply rooted in the principle of making a positive impact and aligning with the goals set by the Government of India and the Sustainable Development objectives. Your Company has aligned itself with the guidelines issued by the Department of Public Enterprises (DPE) regarding the common annual theme of "Health & Nutrition" for CPSEs in FY 23. Out of the total 13 CSR projects sanctioned during FY 23, the Company has undertaken 10 projects that specifically focus on the theme of "Health & Nutrition". The Company has undertaken the solarization of various Government schools and health centers across different locations, including

Aspirational Districts such as Chandauli and Balrampur in Uttar Pradesh.

During FY 23, the Company spent a total of ₹697.44 Lakhs on CSR projects, based on project progress. Out of the total CSR funds disbursed, ₹448.43 Lakhs were utilized for project expenditure in FY 23, while the remaining ₹249.01 Lakhs were utilized for projects from previous years.

11. SEGMENT-WISE OR PRODUCT-WISE PERFORMANCE

The Company operates in India hence it is considered to operate only in the domestic segment. All operations of the Company are considered as a single business segment therefore, the Company does not have any separate reportable segment.

CAUTIONARY STATEMENT

Statements in Management Discussion and Analysis describing the Company's objectives, projections, expectations, and estimates are based on the current business environment. Actual results could differ from those expressed or implied, based upon the future economic and other developments, both in India and abroad.

DSP & ASSOCIATES

CHARTERED ACCOUNTANTS

783, Desh Bandhu Gupta Road,
Near Faiz Road Crossing
Karol Bagh, New Delhi-110 005
☎ 23684423, 23622076
Telefax: 23622094, 41545550
E-mail : dspdelhi@dspdelhi.in
aksinghal@dspdelhi.in
Website : www.dspdelhi.in

Independent Auditor’s Report

**To the Members of
Indian Renewable Energy Development Agency
Limited**

Report on the Audit of the Financial Statements

Opinion

We have audited the accompanying Financial Statements of **Indian Renewable Energy Development Agency Limited** (“the Company”), which comprise the Balance Sheet as at March 31, 2023, and the Statement of Profit and Loss (including Other Comprehensive income), Statement of Changes in Equity and Statement of Cash Flows for the year then ended, and Notes to the Financial Statements, including a summary of significant accounting policies and Other Explanatory information prepared in accordance with the requirement of ‘the Companies Act 2013 (as amended) (the Act) (hereinafter referred to as “Financial Statements”).

In our opinion and to the best of our information and according to the explanations given to us, the aforesaid Financial Statements give the information required by the Act in the manner so required and give a true and fair view in conformity with the Indian Accounting Standards prescribed under section 133 of the Act read with the Companies (Indian Accounting Standards) Rules, 2015, as amended, (“Ind AS”) and the accounting principles generally accepted in India, of the state of affairs of the Company as at March 31, 2023, and profit and the total comprehensive income changes in equity and its cash flows for the year ended on that date.

Basis for opinion

We conducted our audit in accordance with the

Standards on Auditing (SAs) specified under section 143(10) of the Act (“SAs”). Our responsibilities under those Standards are further described in the Auditor’s Responsibilities for the Audit of the Financial Statements section of our report. We are independent of the Company in accordance with the Code of Ethics issued by the Institute of Chartered Accountants of India (“ICAI”) together with the ethical requirements that are relevant to our audit of the Financial Statements under the provisions of the Companies Act, 2013 (the Act) and the Rules thereunder, and we have fulfilled our other ethical responsibilities in accordance with these requirements and the ICAI’s Code of Ethics. We believe that the audit evidence obtained by us, is sufficient and appropriate to provide a basis for our audit opinion on Financial Statements.

Emphasis of Matter

- As described in Note 38 (42) to the Financial Statements, the company has classified certain accounts required to be classified as stage III / Non-Performing Assets (NPA) as stage II / Standard aggregating to Rs. 89312.93 Lacs in terms of interim order of Hon’ble High Court of Andhra Pradesh. The statutory disclosures have been made accordingly. However, as a matter of prudence, interest income on such accounts becoming NPA in terms of prudential norms of Reserve Bank of India (“RBI”) has been recognized on collection basis and allowance for impairment loss has been made in accounts accordingly.
- As described in Note 38 (40) to the Financial Statements, the company has considered possible effects from COVID-19 pandemic on Company’s financial performance including the recoverability of carrying amounts of financial and non-financial assets.

Our opinion is not modified in respect of above matters.

Key audit matters

Key audit matters are those matters that, in our professional judgment, were of most significance in our audit of the financial statements of the current period.

These matters were addressed in the context of our audit of the financial statements as a whole, and in forming our opinion thereon, and we do not provide a separate opinion on these matters. We have considered the matters described below to be the Key Audit Matters for incorporation in our Report.

Sr. No.	Key Audit Matters	Auditor's Response
1.	<p>Impairment of Loan Assets – Expected Credit loss</p> <p>Refer Note no. 38 (37 (A) (a) (ii)) to the Financial Statements read with accounting policy No.5(ii)– ‘Financial Instruments’)</p> <p>Financing is principal business of the Company and disclosure of Loan assets at fair value considering the provision for loss due to impairment is most significant.</p> <p>The Company follows a Board approved methodology wherein assessment for allowance is carried out by an external agency for impairment based on certain criterion / framework classifying the assets into various stages depending upon credit risk and level of evidence of impairment. The measurement of an expected credit loss allowance (ECL) for financial assets measured at amortized cost requires the use of complex models and significant assumptions about future economic conditions and credit behaviour (e.g., likelihood of customers defaulting and resulting losses).</p> <p>The Company makes significant judgments while assessing ECL and the assumptions underlying the ECL are monitored and reviewed on an on-going basis.</p> <p>The proper application of such assumptions is material for statement of the Loan Assets. In view of the significance of the amount of loan assets in the Financial Statements, the loss due to impairment of loan assets has been considered as Key Audit Matter in our audit.</p>	<p>Our Audit procedures based on which we arrived at conclusion regarding reasonableness of the disclosures and accounting for Impairment of Loan Assets- Expected Credit loss include the following:</p> <p>We have obtained an understanding of the guidelines as specified in Ind AS 109 “Financial Instruments”, various regulatory updates, guidance of ICAI and internal instructions and procedures of the Company in respect of the ECL and adopted the following audit procedures:</p> <p>Evaluation and testing of the key internal control mechanisms with respect to the loan assets monitoring, assessment of the loan impairment including testing of relevant data quality, and review of the real data entered.</p> <p>Recoveries in the loan assets are verified to ascertain level of stress thereon and impact on impairment allowance in financial statements.</p> <p>Verification / review of the documentation, operations / performance, valuation of available securities and monitoring of the loan assets, especially large and stressed loan assets, to ascertain any overdue, unsatisfactory conduct or weakness in any loan asset account.</p> <p>The company avails services of third party for evaluation of ECL Components. The calculations in the study for impairment allowance carried out by third party are relied upon by us and test checks are carried out for the same. The data shared with the third party is verified by us for correctness of material components being submitted. Our audit procedure in the same are limited in view of not sharing certain parameters and software used for study of such data being considered confidential by such third party.</p>

		We also compared ECL with the provisioning as required by the applicable directions of the Reserve Bank of India and ensured adequacy of impairment allowance accordingly.
2.	<p>Fair valuation of Derivative Financial Instruments</p> <p>(Refer Note No. 38 (36) to the Financial Statement read with accounting policy No. 5 (ii).</p> <p>To mitigate the Company's exposure to foreign currency risk and interest rate, non-Rupee cash flows are monitored and derivative contracts are entered for hedging purpose. The derivatives are measured at fair value as per Ind AS 109.</p> <p>To qualify for hedge accounting. The hedging relationship must meet certain specified requirements as per Ind As. Hedge accounting results in significant impact on financial statements together with complexity of its accounting/assumptions and numerous parameters therein for establishing hedge relationship. Gain/Loss on these derivatives is recognised in other comprehensive income or profit and loss as provided by Ind AS. The magnitude of such transactions is significant as per the operation of the company.</p> <p>In view of facts of the matter we have identified it as a key audit matter.</p>	<p>Our Audit procedures based on which we arrived at conclusion regarding reasonableness of the disclosures and accounting for derivatives include the following:</p> <p>Discussing and understanding management's perception and studying policy of the company for risk management.</p> <p>Verification of fair value of derivative in terms of Ind AS 109, testing the accuracy and completeness of derivative transactions.</p> <p>Evaluation of management's key internal controls over classification, valuation, and valuation models of derivative instruments.</p> <p>Obtained details of various financial derivatives contracts as outstanding/pending for settlement as on 31st March, 2023.</p> <p>Verification of underlying assumptions in estimating the fair valuation arrived at for those financial derivative contracts.</p> <p>Appropriateness of the valuation methodologies applied and testing the same on sample basis for the derivative instruments.</p> <p>Additionally, we verified the accounting of gain/loss on derivatives in the other comprehensive income or Profit & Loss Account.</p> <p>Reviewed the appropriateness and adequacy of disclosures by the management as required in terms of IndAS 109.</p>
3.	<p>Liability for Taxation including Income Tax</p> <p>Refer note 38 (3 a) The company has material uncertain tax demands in respect of matters under dispute which involves significant judgement to determine the possible outcome of these disputes.</p> <p>The income tax cases for Financial Year (FY) 1997-1998 to FY 2008-2009 were referred back on direction of Hon'ble High Court / ITAT and</p>	<p>Our Audit procedures based on which we arrived at conclusion regarding reasonableness of the disclosures and accounting for Liability for Income Tax include the following:</p> <p>Our audit procedure includes review of various orders passed by Hon'ble High Court and Hon'ble ITAT on the subject matter in dispute with Department of Income Tax. We undertook procedure to evaluate management position on these uncertain tax positions.</p>

<p>for FY 2009-10 to 2017-18 are pending with Appellate authorities. For FY 2020-21 & 2021-22 substantial demands have been made by way of additions which are apparent mistakes and are yet to be rectified. Appropriate provision and disclosure of such liabilities is material to the presentation of financial statements.</p> <p>Service Tax and Goods & Service Tax (GST) Authorities have also raised certain issues and recently raised demands for several past periods, which are being contested. Possible outcome of these demands is substantial.</p> <p>In view of this we have identified it as a key audit matter.</p>	<p>For other tax matters, the facts and the legal pronouncements were analyzed and reviewed.</p> <p>We reviewed the appropriateness and adequacy of disclosures by the management as required in terms of Ind AS 37 “Provisions, Contingent Liabilities and Contingent Assets”</p>
<p>4. Accounting of Grants and subsidies for Renewable Energy</p> <p>The company is being engaged by the Indian Government and other organizations as well as International Agencies for implementing and monitoring various programs in the field of renewable energy. This involves accounting of such transactions separately from regular business transactions, Revenue Recognition and evaluation of tax implication under Indian Tax laws. The frequency and quantum of such transactions is increasing in view of which, we have identified it as Key Audit Matter.</p>	<p>Our Audit procedures based on which we arrived at conclusion regarding reasonableness of the disclosures and accounting for grants and subsidies include the following:</p> <p>Understanding the terms of reference for various such programs and their implications in accounting.</p> <p>Analysing the tax implications and accounting in terms of Ind AS 20- Accounting for Government Grant and Disclosure of Government Assistance</p>

Information Other than the Ind AS Financial Statements and Auditor’s Report thereon

The Company’s Board of Directors is responsible for the other information. The other information comprises the information included in the Board’s Report including Annexures to Directors’ Report, Management Discussion and Analysis Report, but does not include the financial statements and our auditors’ report thereon. The other information as stated above is expected to be made available to us after the date of this auditors’ report.

Our opinion on the financial statements does not cover the other information and we do not express any form of assurance conclusion thereon.

In connection with our audit of the financial statements, our responsibility is to read the other information identified above when it becomes available, and, in doing so, consider whether the other information is

materially inconsistent with the financial statements, or our knowledge obtained during the course of our audit or otherwise appears to be materially misstated. When we read the other information as stated above and if we conclude that there is a material misstatement therein, we are required to communicate the matter to those charged with governance and describe necessary actions required as per applicable laws and regulations.

Responsibilities of Management and Those Charged with Governance for the Financial Statements

The Company’s Board of Directors is responsible for the matters stated in section 134(5) of the Act with respect to the preparation of these Financial Statements that give a true and fair view of the state of affairs (financial position), Profit or Loss (financial performance including other comprehensive income), changes in equity and cash flows of the Company in accordance with the accounting principles generally accepted in

India, including the Indian accounting Standards specified under section 133 of the Act.

This responsibility also includes maintenance of adequate accounting records in accordance with the provisions of the Act for safeguarding of the assets of the Company and for preventing and detecting frauds and other irregularities; selection and application of appropriate accounting policies; making judgments and estimates that are reasonable and prudent; and design, implementation and maintenance of adequate internal financial controls, that were operating effectively for ensuring the accuracy and completeness of the accounting records, relevant to the preparation and presentation of the financial statements that give a true and fair view and are free from material misstatement, whether due to fraud or error.

In preparing the financial statements, management is responsible for assessing the company's ability to continue as a going concern, disclosing, as applicable, matters related to going concern and using the going concern basis of accounting unless management either intends to liquidate the company or to cease operations, or has no realistic alternative but to do so. The Board of Directors is also responsible for overseeing the company's financial reporting process.

Auditor's Responsibilities for the Audit of the Financial Statements

Our objectives are to obtain reasonable assurance about whether the financial statements as a whole are free from material misstatement, whether due to fraud or error, and to issue an auditor's report that includes our opinion. Reasonable assurance is a high level of assurance, but is not a guarantee that an audit conducted in accordance with Standard on Auditing (SAs) will always detect a material misstatement when it exists. Misstatements can arise from fraud or error and are considered material if, individually or in the aggregate, they could reasonably be expected to influence the economic decisions of users taken on the basis of these financial statements.

As part of an audit in accordance with SAs, we exercise professional judgment and maintain professional scepticism throughout the audit. We also:

- Identify and assess the risks of material misstatement of the financial statements, whether due to fraud or error, design and perform audit procedures responsive to those risks, and obtain audit evidence that is sufficient and appropriate to

provide a basis for our opinion. The risk of not detecting a material misstatement resulting from fraud is higher than for one resulting from error, as fraud may involve collusion, forgery, intentional omissions, misrepresentations, or the override of internal control.

- Obtain an understanding of internal control relevant to the audit in order to design audit procedures that are appropriate in the circumstances. Under section 143(3)(i) of the Act, we are also responsible for expressing our opinion on whether the Company has adequate internal financial controls system with reference to financial statements in place and the operating effectiveness of such controls;
- Evaluate the appropriateness of accounting policies used and the reasonableness of accounting estimates and related disclosures made by management.
- Conclude on the appropriateness of management's use of the going concern basis of accounting and, based on the audit evidence obtained, whether a material uncertainty exists related to events or conditions that may cast significant doubt on the ability of the company to continue as a going concern. If we conclude that a material uncertainty exists, we are required to draw attention in our auditor's report to the related disclosures in the financial statements or, if such disclosures are inadequate, to modify our opinion. Our conclusions are based on the audit evidence obtained up to the date of our auditor's report. However, future events or conditions may cause the company to cease to continue as a going concern.
- Evaluate the overall presentation, structure and content of the financial statements, including the disclosures, and whether the financial statements represent the underlying transactions and events in a manner that achieves fair presentation.

We communicate with those charged with governance of the Company regarding, among other matters, the planned scope and timing of the audit and significant audit findings, including any significant deficiencies in internal control that we identify during our audit.

We also provide those charged with governance with a statement that we have complied with relevant ethical requirements regarding independence, and to communicate with them all relationships and other

matters that may reasonably be thought to bear on our independence, and where applicable, related safeguards.

From the matters communicated with those charged with governance, we determine those matters that were of most significance in the audit of the financial statements of the current period and are therefore the key audit matters. We describe these matters in our auditor's report unless law or regulation precludes public disclosure about the matter or when, in extremely rare circumstances, we determine that a matter should not be communicated in our report because the adverse consequences of doing so would reasonably be expected to outweigh the public interest benefits of such communication.

Reports on other legal and regulatory requirements

1. As required by the Companies (Auditor's Report) Order, 2020 ('the Order'), issued by the Central Government of India in terms of sub-section (11) of section 143 of the Companies Act, 2013, we give in the "**Annexure-A**", a statement on the matters specified in paragraphs 3 and 4 of the Order, to extent applicable and in terms of sub-section (5) of section 143 of the Act, we give in the "**Annexure-B**" information in respect of the directions issued by Comptroller and Auditor-General of India in respect of the company.
 2. As required by section 143(3) of the act, we report that:
 - a) We have sought and obtained all the information and explanations which to the best of our knowledge and belief were necessary for the purposes of our audit;
 - b) In our opinion, proper books of account as required by law have been kept by the Company so far as it appears from our examination of those books and proper returns adequate for the purposes of our audit have been received from branches not visited by us;
 - c) The balance sheet, the Statement of Profit & Loss including Other Comprehensive Income, Statement of Change in Equity and the Cash Flow Statement dealt with by this report are in agreement with the books of account;
 - d) In our opinion, the aforesaid financial statements comply with the accounting standards specified under section 133 of the Act, read with Rule 7 of the Companies (Accounts) Rules, 2014;
- e) In terms of Notification no. G.S.R. 463 (E) dated 05th June 2015 issued by the Ministry of Corporate Affairs, provisions of Section 164(2) of the Act regarding disqualifications of the Directors, are not applicable as it is a government Company;
 - f) As per notification number G.S.R. 463 (E) dated 5th June, 2015 issued by Ministry of Corporate Affairs, section 197 of the Act as regards the managerial remuneration is not applicable to the Company, since it is a Government Company.
 - g) With respect to the adequacy of the internal financial controls over financial reporting of the Company and the operating effectiveness of such controls, refer to our separate report in "**Annexure-C**".
 - h) With respect to the other matters to be included in the Auditor's report in accordance with rule 11 of the Companies (Audit and Auditors) Rules, 2014 ('Audit Rules') , in our opinion and to the best of our information and according to the explanations given to us:
 - i. The Company has disclosed the impact of pending litigations on its financial position in its financial statements - Refer Note 38 (3) to Financial Statements.
 - ii. The Company has made due provision as required under the applicable law or Indian Accounting Standards, for material foreseeable losses, if any, on long term contracts including derivatives contracts: - Refer note 38(37)(C) (II) (c) to the financial statements.
 - iii. There were no amounts which were required to be transferred to the Investor Education and Protection Fund by the Company.
 - iv. (a) The management has represented (Refer note 38(53)) that to the best of its knowledge and belief , no funds have been advanced or loaned or invested (either from borrowed funds or share premium or any other sources or kind of

- funds) by the company to or in any other person or entity, including foreign entity (“Intermediaries”), with the understanding, whether recorded in writing or otherwise, that the Intermediary shall, directly or indirectly lend or invest in other persons or entities identified in any manner whatsoever by or on behalf of the company (“Ultimate Beneficiaries”) or provide any guarantee, security or the like on behalf of the Ultimate Beneficiaries;
- (b) The management has represented (Refer note 38(53)) that to the best of its knowledge and belief , no funds have been received by the company from any person or entity, including foreign entity (“Funding Parties”), with the understanding, whether recorded in writing or otherwise, that the company shall, directly or indirectly, lend or invest in other persons or entities identified in any manner whatsoever by or on behalf of the Funding Party (“Ultimate Beneficiaries”) or provide any guarantee, security or the like on behalf of the Ultimate Beneficiaries; and
- (c) Based on audit procedure performed that have been considered reasonable and appropriate in the circumstances, nothing has come to our notice that has caused us to believe that the representations under sub clause (a) and (b) contain any material mis-statement.
- v. No dividend has been declared or paid during the year by the company.
- vi. During the year, the company was not required to use a software for maintaining books of accounts having feature of recording Audit Trail (edit log) in terms of Companies (Accounts) Rules 2014 (as amended), in view of this we are unable to report on the same under clause 11(g) of Audit Rules.

For DSP & ASSOCIATES

Chartered Accountants

Firm’s Registration Number: 006791N

Sd/-

CA SANJAY JAIN

(Partner)

Membership No 084906

Place: New Delhi

Date: 25th April 2023

UDIN: 23084906BGWRRB6185

Annexure-A to the Independent Auditor's Report of Even Date

Annexure "A" Report under Companies (Auditor's Report) Order, 2020 ('the Order') referred to in paragraph 1 of "Report on Other Legal and Regulatory Requirements" of Independent Auditor's Report to the members of the Company on the Financial Statements for the year ended March 31, 2023.

- (i) (a) (A) The Company is maintaining proper records showing full particulars, including quantitative details and situation of Property, Plant and Equipment;
- (B) The company is maintaining proper records showing full particulars of intangible assets;
- (b) As per the information and explanations given to us and on the basis of our examination of the records of the Company, the Property, Plant and Equipment, have been physically verified by the management annually, which in our opinion is reasonable. Having regard to the size of Company and nature of its business the discrepancies noticed on physical verification and consequential adjustments are carried out in books of accounts. According to information and explanations given by the management and in our opinion, the same is not material and properly dealt with in books of accounts;
- (c) According to the information and explanations given to us, the records examined by us and based on the Title deeds provided to us, we report that, the title deeds of all the immovable properties, (other than properties where the company is the lessee and the lease agreements are duly executed in favour of the lessee) disclosed in the financial statements are held in the name of the company except as stated below: -

Sr. no.	Description of property {Nature}	Gross carrying value (Rs. In Lakhs)	Held in name of	Whether promoter, director or their relative or employee	Period held – indicate range, where appropriate	Reason for not being held in name of company
1	Office premises- India Habitat Centre Complex (IHC) {Right of use Assets}	172.34	Occupied on basis of Allotment letter by IHC	No	Allotment letter dt. 12.04.1993	The execution of Tripartite Conveyance Deed / Agreement by India Habitat Centre (IHC) [between Land & Development Office (L&DO), IHC and allottee institutions] is pending in respect of all allottee institutions at IHC including IREDA. IHC is following with L&DO for execution of lease deed. Draft of lease deed has been cleared by L&DO.
2	Office Premises at August Kranti Bhawan (AKB) {Right of use Assets}	2110.10	Occupied on the basis of perpetual lease deed by HUDCO	No.	Allotment letter dt. 04.12.2006	The transfer of property rights is being followed with Housing Urban Development Corporation Limited (HUDCO).
3.	Residential flat at Jangpura Delhi (held as Investment Property)	8.75	Occupied on the basis of Agreement to sell by HPL	No	23.06.1994	The transfer of property is being followed by Hindustan Prefab Limited (HPL) with L&DO. Thereafter, the execution of Deed will take place.

- (d) The company has not revalued its Property, Plant and Equipment (including Right of Use assets) and intangible assets during the year;
- (e) No proceedings have been initiated or are pending against the Company for holding any benami property under the Prohibition of Benami Property Transactions Act, 1988 (45 of 1988) and rules made thereunder.
- (ii) (a) The Company does not hold any inventories hence reporting under clause 3(ii)(a) of Order is not applicable to the Company.
- (b) The company has been sanctioned working capital limits in excess of five crore rupees, in aggregate, from banks on the basis of security of certain current assets and the quarterly returns or statements filed by the company with such banks are in agreement with the books of account of the Company.
- (iii) According to the information and explanations given to us, in respect of its transactions during the year, the Company has not made any investments in but being a Non-Banking Financial Company (NBFC) provided guarantee and security, granted secured and unsecured loans and advances in the nature of loans to companies, firms, Limited Liability Partnerships and other parties. In this regard, we report as under –
- (a) The Company being an NBFC whose principal business is to give loans, this clause for reporting on loans or any advances in the nature of loans, or standing as guarantor, or provision of security, is not applicable. In view of this reporting required under clause 3(iii) (a) (A) & (B) of the Order is not applicable;
- (b) In our opinion and based on audit procedures performed by us, the guarantees provided, security given and terms and conditions of the grant of all loans and advances in the nature of loans and guarantees provided are not prejudicial to the interest of the company;
- (c) Based on audit procedures performed by us, in respect of loans and advances in the nature of loans, the schedule of repayment of principal and payment of interest has been stipulated and the repayments are generally regular except in cases identified as Stage 2 & Stage 3 and certain cases disclosed as Stage 1 but not disclosed as Non-Performing Assets (NPA) in view of orders of the court [Refer Note 38(58) L & 38(42) respectively to Financial Statements];
- (d) Based on the audit procedures performed by us and as disclosed in Note 38 (58) L of financial statements, the total amount overdue for more than ninety days is Rs. 1,51,335.42 Lakhs. In our opinion, the steps taken by the company being an NBFC, for recovery of the principal and interest are generally in accordance with policies framed by it and are reasonable;
- (e) The company being an NBFC whose principal business is to give loans, this clause 3(iii) (e) for reporting on loans etc. falling due during the year and renewed or extended or fresh loans granted to settle the over dues of existing loans given, is not applicable to the Company;
- (f) Based on the audit procedures performed by us, the Company, during the year, has not granted any loans or advances in the nature of loans either repayable on demand or without specifying any terms or period of repayment. In view of this, the other reporting requirements regarding loans to related parties as per this clause 3(iii)(f) are not applicable;
- (iv) According to information and explanations given to us and based on audit procedures performed, the company has complied with the provisions of sections 185 and 186 of the Companies Act, 2013 in respect of loans, investments, guarantees and securities provided by the Company as specified under sections 185 and 186 of the Companies Act, 2013. Therefore, further reporting required as per clause 3 (iv) of the Order is not applicable.
- (v) According to the information and explanations given to us and based on audit procedures performed, the Company has not accepted any deposits from the public, hence the directives issued by the Reserve Bank of India and the provisions of sections 73 to 76 or any other relevant provisions of the Act and the rules thereunder are not applicable to the company. In view of this, the reporting required regarding contravention of such provisions or any order passed by the authorities / Tribunal as per clause (v) of the Order is not applicable.

- (vi) We have broadly reviewed the books of account maintained by the Company pursuant to the Rules made by the Central Government for the maintenance of cost records under Section 148 (1) of the Act in respect of business of the company to which the said rules are made applicable and are of the opinion that prima facie, the prescribed accounts and records have been made and maintained. We have however not made a detailed examination of the said records with a view to determine whether they are accurate or complete.
- (vii)(a) According to the information and explanations given to us, during the year, the Company has generally been regular in depositing undisputed statutory dues including Goods and Service Tax, Provident Fund, Employees' State Insurance, Income Tax, Sales Tax, Service Tax, Duty of Customs, Duty of Excise, Value Added Tax, Cess and any other statutory dues with the appropriate authorities. There were no undisputed amounts payable in respect of above statutory dues in arrear as at the year-end for a period of more than six months from the date they become payable;
- (b) According to the information and explanations given to us, the details of above mentioned statutory dues which have not been deposited on account of any dispute, as at year end are as follows :

Name of statute	Nature of taxes	Amount in dispute (₹ in Lacs)	For Financial Year	Amount Deposited [†]	Forum at which matter is pending
Income Tax Act 1961	Income Tax	1344.16	2009-10	1344.16	CIT (Appeals)
Income Tax Act 1961	Income Tax	1496.52	2010-11	1496.52	CIT (Appeals)
Income Tax Act 1961	Income Tax	1519.54	2011-12	1519.54	CIT (Appeals)
Income Tax Act 1961	Income Tax	2216.55	2012-13	2216.55	CIT (Appeals)
Income Tax Act 1961	Income Tax	1547.05	2013-14	1547.05	CIT (Appeals)
Income Tax Act 1961	Income Tax	2310.96	2014-15	2310.96	CIT (Appeals)
Income Tax Act 1961	Income Tax	2761.20	2015-16	1904.51	CIT (Appeals)
Income Tax Act 1961	Income Tax	5337.19	2016-17	1134.45	CIT (Appeals)
Income Tax Act 1961	Penalty	0.10	2016-17	-	CIT (Appeals)
Income Tax Act 1961	Income Tax	2678.78	2017-18	2678.78	CIT (Appeals)
Income Tax Act 1961	Income Tax	1154.23	2019-20	91.89	CIT (Appeals)
Income Tax Act 1961	Income Tax	1410.20	2020-21	72.55	CIT (Appeals)
Finance Act (FA)1994, FA 2004, FA 2015	Service Tax & penalty	11709.10	2012-13 to 2015 -16	786.35	CESTAT, New Delhi
Finance Act (FA)1994, FA 2004, FA 2015	Service Tax & penalty	4145.78	2016-17 & 2017-18	338.34	CESTAT, Mumbai
CGST Act 2017 & Delhi Goods & Service Tax Act, 2017	GST & penalty	3050.66	2017-18 & 2018-19	197.21	Appeal to file within statutory period
The Companies Act,2013	Penalty	2.62	2021-22 & 2022-23	-	Appeal filed with Regional Director (NR), Delhi

[†]Deposited under protest / prepaid taxes

- (viii) According to the information and explanations given to us and on the basis of our examination of the records of the Company, during the year, there are no transactions which have been surrendered or disclosed as income in tax assessments under the Income Tax Act, 1961 (43 of 1961). In view of this, there are no transactions of previously unrecorded income in terms of clause 3 (viii) of the Order .
- (ix) (a) According to the information and explanations given to us and on the basis of our examination of the records of the Company, the Company has not defaulted in repayment of any loans or other borrowings or in the payment of interest thereon to any lender. In view of this, other reporting required under clause 3(ix) (a) of the Order is not applicable.
- (b) According to the information and explanations given to us and on the basis of our audit procedures, we report that the company has not been declared wilful defaulter by any bank, financial institution or other lender.
- (c) According to the information and explanations given to us and the procedures performed by us on the basis of our examination of the records of the Company, Term loans were applied for the purpose for which the loans were obtained. In view of this the reporting required under clause 3(ix)(c) of the Order is not applicable.
- (d) According to the information and explanations given to us, the procedures performed by us, and on an overall examination of the financial statements of the company, no funds raised on short-term basis have been used for long-term purposes by the company. In view of this the reporting required under clause 3(ix)(d) of the Order is not applicable.
- (e) During the year ,the company has no subsidiaries , joint ventures or associates . In view of this the reporting required under clause 3(ix)(e) & 3(ix)(f) is not applicable.
- (x) (a) The Company has not raised any money by way of initial public offer or further public offer of shares. Money raised by the Company by way of debt instruments (public offer or otherwise) during the year was applied for the purposes for which those were raised.
- (b) The company has not made any preferential allotment or any private placement of shares or convertible debentures during the year.
- (xi) (a) Based on our audit procedures and as per the information and explanations given to us by the management, during the year, no fraud by the Company or any fraud on the Company has been noticed or reported.
- (b) During the year, no report was required to be filed by the auditors with the Central Government under sub-section (12) of section 143 of the Companies Act in Form ADT-4 as prescribed under rule 13 of Companies (Audit and Auditors) Rules, 2014.
- (c) According to the information and explanations given to us and based on our examination of the records of the Company during the year, the company has not received any whistle-blower complaints during the year.
- (xii) The Company is not a Nidhi Company and hence reporting under clause 3(xiii) (a), (b) or (c) of the Order is not applicable.
- (xiii) According to the information and explanations given to us and based on our examination of the records of the Company, all transactions with the related parties are in compliance with Section 177 and 188 of Companies Act where applicable and the details have been disclosed in the Financial Statements as required by the applicable accounting standards;
- (xiv) (a) In our opinion and based on our examination, the company has an internal audit system commensurate with the size and nature of its business.
- (b) We have considered the reports of internal auditors of the company issued till date, for the period under audit.

- (xv) According to the information and explanations given to us, in our opinion during the year the company has not entered into any non-cash transactions with its directors or persons connected with its directors. In view of this the reporting required under clause 3(xv) of the Order is not applicable.
- (xvi) (a) The company is required and is registered under section 45-IA of the Reserve Bank of India Act, 1934 (2 of 1934) for conducting Non-Banking Financial activities.
- (b) The Non-Banking Financial activities carried by the company are under a valid Certificate of Registration.
- (c) The company is not a Core Investment Company (CIC) as defined in the regulations made by the Reserve Bank of India. Accordingly, the reporting required under clause 3(xvi) (c) and (d) of the Order is not applicable;
- (xvii) The company has neither incurred cash losses in this financial year nor in the immediately preceding financial year;
- (xviii) There has been no resignation of the statutory auditors during the year and accordingly the reporting required under this clause is not applicable;
- (xix) According to the information and explanations given to us and on the basis of the financial ratios, ageing and expected dates of realisation of financial assets and payment of financial liabilities, other information accompanying the financial statements, our knowledge of the Board of Directors and management plans, we are of the opinion that no material uncertainty exists as on the date of the audit report that company is capable of meeting its liabilities existing at the date of balance sheet as and when they fall due within a period of one year from the balance sheet date. We further state that our reporting is based on facts upto the date of our audit report and we neither give any guarantee nor any assurance that all liabilities falling due within a period of one year from the balance sheet date will get discharged by the Company as and when they fall due;
- (xx) (a) Based on our audit procedures and as per the information and explanations given to us by the management, in respect of other than ongoing projects, the company is not required to transfer any unspent amount to a Fund specified in Schedule VII to the Companies Act within a period of six months of the expiry of the financial year in compliance with second proviso to sub-section (5) of section 135 of the said Act;
- (b) Based on our audit procedures and as per the information and explanations given to us by the management, amount remaining unspent pursuant to any ongoing project amounting to Rs 275.99 Lacs is to be transferred to a special account in compliance of the provisions of sub-section (6) of section 135 of the Companies Act, 2013 [Refer note No. 38(27) to financial statements]
- (xxi) The company is not required to prepare consolidated financial statements under section 129(3) of the Companies Act, 2013. Accordingly, clause 3(xxi) of the Order is not applicable.

For DSP & ASSOCIATES

Chartered Accountants

Firm's Registration Number: 006791N

Sd/-

(SANJAY JAIN)

Partner

Membership No 084906

Place: New Delhi

Date: 25th April 2023

UDIN: 23084906BGWRRB6185

Annexure-B to the Independent Auditor's Report

Directions under section 143(5) of the Companies Act, 2013 issued by the Comptroller & Auditor General of India.

1. Whether the Company has system in place to process all the accounting transactions through IT System? If yes, the implications of processing of accounting transactions outside IT System on the integrity of accounts along with the financial implications, if any, may be stated.

Answer:

According to the information and explanations given to us and based on our audit, all accounting transactions are routed through IT system implemented by the Company except accounting of certain specified category of borrower Accounts (less than 1% of total advances). Period end Financial Statements are compiled offline based on balances and transactions generated from the IT system. We have neither been informed nor have we come across during the course of our audit any accounting transactions having impact on the integrity of the accounts along with the financial implications which have been processed outside the IT system. However, it is preferable to modify the system so that such transactions are also processed through the IT system based on standard instructions so that chances of misreporting are mitigated.

2. Whether there is any restructuring of an existing loan or cases of waiver/write off of debts/loans/interest etc., made by a lender to the Company due to the Company's inability to repay the loan? If yes, the financial impact may be stated. Whether such cases are properly accounted for? (In case lender is a government company, then this direction is also applicable for statutory auditor of Lender Company.

Answer:

- (i) According to information and explanations given to us and based on our audit, there is no case of restructuring of an existing loan or cases of waiver/ write off of debts/ loans/ interest etc. made by any lender to the Company.
 - ii. In respect of operations of the company as a lender, being a Government Company, the company has properly accounted for such cases where existing loans given are restructured or cases of waiver/write off of debts /loans/interest etc. and there is no material financial impact of such cases.
3. Whether the funds received/ receivable for specific schemes form Central/State agencies were properly accounted for/ utilized as per its terms and conditions? List the cases of deviation.

Answer:

According to information and explanations given to us and based on our audit, the Company has accounted for and utilized the funds received for specific schemes from Central/ State agencies as per the terms and conditions of the schemes.

For DSP & ASSOCIATES

Chartered Accountants

Firm's Registration Number: 006791N

Sd/-

(SANJAY JAIN)

Partner

Membership No 084906

Place: New Delhi

Date: 25th April 2023

UDIN: 23084906BGWRRB6185

Annexure-C to the Independent Auditor's Report

Report on the Internal Financial Controls Over Financial Reporting under Clause (1) of Sub-Section 3 of Section 143 of the Companies Act, 2013 (the Act)

We have audited the internal financial controls over standalone financial reporting of Indian Renewable Energy Development Agency Limited, (the Company) as March 31, 2023 in conjunction with our audit of the standalone financial statements of the Company for the year ended on that date.

Management's Responsibility for Internal Financial Controls

The company's management is responsible for establishing and maintaining internal financial controls based on the internal control over financial reporting criteria established by the company considering the essential components of internal control stated in the Guidance Note on Audit of Internal Financial Controls Over Financial Reporting issued by the Institute of Chartered Accountants of India. These responsibilities include the design, implementation and maintenance of adequate internal financial controls that were operating effectively for ensuring the orderly and efficient conduct of its business, including adherence to company's policies, the safeguarding of its assets, the prevention and detection of frauds and errors, the accuracy and completeness of the accounting record, and timely preparation of reliable financial information, as required under the Companies Act, 2013.

Auditor's Responsibility

Our responsibility is to express an opinion on the Company's internal financial controls over financial reporting based on our audit. We conducted our audit in accordance with the Guidance Note on Audit of Internal Financial Controls Over Financial Reporting (the "Guidance Note") and the Standards on Auditing, issued by ICAI and deemed to be prescribed under section 143(10) of the Companies Act, 2013, to the extent applicable to an audit of internal financial controls, both applicable to an audit of Internal Financial Controls and both issued by the Institute of Chartered Accountants of India. Those Standards and the Guidance Note required that we comply with ethical requirements and plan and perform the audit to obtain reasonable assurance about whether adequate internal financial control over financial reporting was established and maintained and if such controls operated effectively in all material respects.

Our audit involves performing procedures to obtain audit evidence about the adequacy of the internal financial controls system over financial reporting and their operating effectiveness. Our audit of internal financial controls over financial reporting includes obtaining an understanding of internal financial controls over financial report, assessing the risk that a material weakness exists, and testing and evaluating the design and operating effectiveness of internal control bases on the assessed risk. The procedures selected depend on the auditor's judgment, including the assessment of the risk of material misstatement of the financial statements, whether due to fraud or error.

We believe that the audit evidence we have obtained is sufficient and appropriate to provide a basis for my/ our audit opinion on the Company's internal financial controls system over financial reporting.

Meaning of Internal Financial Controls Over Financial Reporting

A Company's internal financial control over financial reporting is a process designed to provide reasonable assurance regarding the reliability of financial reporting and the preparation of financial statements for external purposes in accordance with generally accepted accounting principles. A Company's internal financial control over financial reporting includes those policies and procedures that:

1. Pertain to the maintenance of records that, in reasonable detail, accurately and fairly reflect the transactions and dispositions of the assets of the Company;
2. Provide reasonable assurance that transactions are recorded as necessary to permit preparation of financial statements in accordance with generally accepted accounting principles, and that receipts and expenditures of the Company are being made only in accordance with authorizations of management and directors of the Company; and

3. Provide reasonable assurance regarding prevention or timely detection of unauthorized acquisition, use, or disposition of the Company's assets that could have a material effect on the financial statements.

Inherent Limitations of Internal Financial Controls Over Financial Reporting

Because of the inherent limitations of internal financial controls over financial reporting, including the possibility of collusion or improper management override of controls, material misstatements due to error or fraud may occur and not be detected, also, projections of any evaluation of the internal financial controls over financial reporting to future periods are subject to risk that the internal financial controls over financial reporting may become inadequate because of changes in conditions, or that the degree of compliance with the policies or procedures may deteriorate.

Opinion

In our opinion, in addition to the matters stated hereunder, the Company needs to further improve, in all material respects, its internal financial controls system over financial reporting as at March 31, 2023, based on the internal control over financial reporting criteria established by the Company considering the essential components of internal control stated in the Guidance Note on Audit of Internal Financial Controls over Financial Reporting issued by the Institute of Chartered Accountants of India :

- a) Information technology system for maintenance of Ind AS accounting records to be fully implemented to enable better control in various areas.
- b) Preparation of IT enabled process in respect of income under miscellaneous heads and Asset Liability Management (ALM) is in progress.

For DSP & ASSOCIATES

Chartered Accountants

Firm's Registration Number: 006791N

Sd/-

(SANJAY JAIN)

Partner

Membership No 084906

Place: New Delhi

Date: 25th April 2023

UDIN: 23084906BGWRRB6185

Non-Banking Financial Companies Auditor's Report

**The Board of Directors,
Indian Renewable Energy Development Agency Limited
New Delhi-110066.**

Dear Sir,

We have audited the accompanying Financial Statements of Indian Renewable Energy Development Agency Limited ("the Company"), which comprise the Balance Sheet as at March 31, 2023, and the Statement of Profit and Loss (including Other Comprehensive income), Statement of Changes in Equity and Statement of Cash Flows for the year then ended, and Notes to the Financial Statements, including a summary of significant accounting policies and Other Explanatory information prepared in accordance with the requirement of 'the Companies Act 2013 (as amended) (the Act) (hereinafter referred to as "Financial Statements").

As required by the Non-Banking Financial Companies Auditor's Report (Reserve Bank) Directions, 2016 issued by the Reserve Bank of India on the matters specified therein to the extent applicable to the company, we report that:

1. The company is engaged in the business of non-banking financial institution, having a valid certificate of Registration vide no. 14.000012 dated 13th March, 2023 as an Infrastructure Finance Company (IFC) issued in lieu of the earlier certificates of Registration vide no. 14.000012 dated 23rd January, 2008 as an Investment Credit Company (ICC) and earlier registered vide Certificate no. 14.000012 dated 10th February 1998, pursuant to the company's application for registration as per provisions of Section 45-IA of the Reserve Bank of India Act, 1934.
2. The company is entitled to continue to hold such COR in terms of its Principle Business Criteria (Financial Asset/ Income pattern) as on March 31, 2023.
3. The company is meeting the requirement of net owned fund applicable to an Infrastructure Finance Company as laid down in Master Direction – Non-Banking Financial Company- Systemically Important Non-Deposit taking Company and Deposit Taking Company (Reserve Bank) Directions, 2016.
4. The Board of Directors have resolved on April 18, 2022 that the company will not accept public deposit during the financial year 2022-23 without prior approval of the Reserve Bank of India.
5. The company has not accepted any public deposits during the financial year 2022-23.
6. In respect of Systemically Important Non-Deposit taking NBFCs as defined in Non-Banking Financial Company-Systemically Important Non- Deposit taking Company and Deposit taking Company (Reserve Bank) Directions, 2016:
 - a) The capital adequacy ratio as disclosed in the quarterly return styled DNBS - 3 submitted to the Bank, has been correctly arrived at and such ratio is in compliance with the minimum CRAR prescribed by the Bank. The submission of Quarterly Return in Form NBS -7 has since been discontinued by the Reserve Bank of India (RBI).

- b) The company has furnished to the Bank the annual statement of capital funds, risk assets/ exposures and risk asset ratio in DNBS – 3 for the quarter ended 31st March 2023 within the stipulated period based on provisional financial statements.
7. The Non- Banking Finance Company has been correctly classified as Systemically Important Non-Deposit taking Company.
8. The financial statements of the Company for the year 2022-23 have been prepared in accordance with the recognition and measurement principles of Indian Accounting Standards (Ind AS) prescribed under section 133 of the Companies Act 2013 read with relevant rules issued there under. Accordingly, the Company is following Board approved methodology for computation of Impairment Allowance towards provisioning for its loan assets and classification thereof. In view of regulatory compliance of Companies Act 2013 for adoption of a mechanism for preparation of financial statements, the Company is required to make provision of impairment loss as per Ind AS 109 and not required to follow the Prudential norms relating to income recognition, asset classification and provisioning (IRACP norms) for Bad and Doubtful debts in terms of Directions 2016. However in this regard, in compliance of RBI Notification No. DOR (NBFC). CC.PD.No.109/22.10.106/2019-20 dated 13th March 2020, the company has calculated provision required under IRACP Norms (including standard assets provisions) and company is not required to appropriate any amount to “Impairment Reserve”

For DSP & ASSOCIATES

Chartered Accountants

Firm's Registration Number: 006791N

Sd/-

(SANJAY JAIN)

Partner

Membership No 084906

Place: New Delhi

Date: Date: 25th April 2023

UDIN: 23084906BGWRRE4536

COMMENTS OF THE COMPTROLLER AND AUDITOR GENERAL OF INDIA UNDER SECTION 143(6) (b) OF THE COMPANIES ACT, 2013 ON THE FINANCIAL STATEMENTS OF INDIAN RENEWABLE ENERGY DEVELOPMENT AGENCY FOR THE YEAR ENDED 31 MARCH 2023.

The preparation of financial statements of Indian Renewable Energy Development Agency for the year ended 31 March 2023 in accordance with the financial reporting framework prescribed under the Companies Act, 2013 (Act) is the responsibility of the management of the company. The statutory auditor appointed by the Comptroller and Auditor General of India under section 139 (5) of the Act is responsible for expressing opinion on the financial statements under section 143 of the Act based on independent audit in accordance with the standards on auditing prescribed under section 143 (10) of the Act. This is stated to have been done by them vide their Audit Report dated **25.04.2023**.

I, on behalf of the Comptroller and Auditor General of India, have conducted a supplementary audit of the financial statements of Indian Renewable Energy Development Agency for the year ended 31 March 2023 under section 143(6)(a) of the Act. This supplementary audit has been carried out independently without access to the working papers of the statutory auditors and is limited primarily to inquiries of the statutory auditors and company personnel and a selective examination of some of the accounting records.

On the basis of my supplementary audit nothing significant has come to my knowledge which would give rise to any comment upon or supplement to statutory auditors' report under section 143(6)(b) of the Act.

**For and on behalf of the
Comptroller & Auditor General of India**

**Sd/-
Gurveen Sidhu
Director General of Audit
(Environment & Scientific Department)**

Place : New Delhi
Date : 23.06.2023

Indian Renewable Energy Development Agency Limited

Balance Sheet as at March 31, 2023

(₹ in Lakhs)

S. No.	Particulars	Note No.	As at 31.03.2023	As at 31.03.2022
I	ASSETS			
A	Financial Assets			
	(a) Cash and cash equivalents	2	13,853.08	13,117.48
	(b) Bank Balance other than (a) above	3	81,624.05	39,551.85
	(c) Derivative financial instruments	4	57,405.20	39,833.00
	(d) Receivables			
	(I) Trade Receivables	5	491.42	452.68
	(e) Loans	6	4,622,692.33	3,317,444.77
	(f) Investments	7	9,930.26	9,926.84
	(g) Other financial assets	8	3,180.56	3,182.09
	Total (A)		4,789,176.90	3,423,508.71
B	Non-financial Assets			
	(a) Current Tax Assets (Net)	9	14,392.42	12,984.52
	(b) Deferred Tax Assets (Net)	10	30,100.18	32,205.88
	(c) Investment Property	11	2.97	3.55
	(d) Property, Plant and Equipment (PPE)	12	21,284.30	23,010.64
	(e) Capital Work-in-progress	13	13,926.35	12,833.28
	(f) Right of use asset	14	1,585.82	1,765.30
	(g) Intangible assets under development	15	485.57	311.16
	(h) Intangible assets	16	1.44	4.50
	(i) Other non-financial assets	17	173,742.39	164,212.81
	Total (B)		255,521.44	247,331.64
	Total Assets (A+B)		5,044,698.34	3,670,840.35
II	LIABILITIES AND EQUITY			
	LIABILITIES			
A	Financial Liabilities			
	(a) Derivative financial instruments	4	15,146.86	18,257.49
	(b) Payables			
	(I) Trade Payables	18		
	(i) Total outstanding dues of micro enterprises and small enterprises		25.25	62.26
	(ii) Total outstanding dues of creditors other than micro enterprises and small enterprises		465.90	454.69

(₹ in Lakhs)

S. No.	Particulars	Note No.	As at 31.03.2023	As at 31.03.2022
	(c) Debt Securities	19	1,084,328.34	922,913.87
	(d) Borrowings (Other than Debt Securities)	20	2,867,266.36	1,773,467.47
	(e) Subordinated Liabilities	21	64,933.29	64,925.97
	(f) Other financial liabilities	22	133,500.73	83,559.91
	Total(A)		4,165,666.73	2,863,641.67
B	Non-Financial Liabilities			
	(a) Provisions	23	111,815.80	105,596.56
	(b) Other non-financial liabilities	24	173,698.86	174,790.81
	Total(B)		285,514.66	280,387.37
C	EQUITY			
	(a) Equity Share Capital	25	228,460.00	228,460.00
	(b) Other Equity	26	365,056.95	298,351.31
	Total(C)		593,516.95	526,811.31
	Total Liabilities and Equity(A+B+C)		5,044,698.34	3,670,840.35

Significant Accounting Policies	1
Notes on Financial Statements	38

As per our report of even date

For DSP & Associates
Chartered Accountants
ICAI Regn. No.006791N

For and on Behalf of the Board of Directors

Sd/-
Sanjay Jain
Partner
M. No. 084906

Sd/-
Padam Lal
Director (Government Nominee)
DIN No. 10041387

Sd/-
Pradip Kumar Das
Chairman & Managing Director
DIN No. 07448576

Place: New Delhi
Date : 25.04.2023

Sd/-
Dr. R. C. Sharma
General Manager (Finance) & C.F.O.

Sd/-
Ekta Madan
Company Secretary & Compliance Officer
ACS. No. 23391

Indian Renewable Energy Development Agency Limited

Statement of Profit and Loss for the year ended March 31, 2023

(₹ in Lakhs)

S. No.	Particulars	Note No.	Year Ended 31.03.2023	Year Ended 31.03.2022
I	Revenue from Operations			
i)	Interest Income	27	337,382.67	271,322.13
ii)	Fees and Commission Income	28	3,733.28	10,638.61
iii)	Net gain/(loss) on fair value changes on derivatives	29	1,242.79	(147.35)
iv)	Other Operating Income	30	5,838.75	4,176.55
	Total Revenue from operations (I)		348,197.49	285,989.94
II	Other Income	31	106.93	1,425.54
III	Total Income (I+II)		348,304.42	287,415.48
IV	Expenses			
i)	Finance Cost	32	208,843.82	158,725.13
ii)	Net translation/ transaction exchange loss	33	2,402.56	4,588.99
iii)	Impairment on financial instruments	34	6,657.91	17,989.84
iv)	Employee Benefits Expenses	35	6,309.29	5,881.83
v)	Depreciation, amortization and impairment	36	2,349.84	2,324.31
vi)	Others Expenses	37	7,118.64	13,570.90
vii)	Corporate Social Responsibility Expense	38(27)	697.44	950.60
	Total Expenses (IV)		234,379.50	204,031.61
V	Profit/(loss) before exceptional items and tax (III-IV)		113,924.92	83,383.87
VI	Exceptional Items		-	-
VII	Profit/(loss) before tax (V-VI)		113,924.92	83,383.87
VIII	Tax expense			
	(i) Income tax		25,317.27	31,119.55
	(ii) Deferred tax	38(29)	2,144.82	(11,088.33)
IX	Profit/(loss) for the period from continuing operations (VII-VIII)		86,462.83	63,352.65
X	Profit/(loss) for the period		86,462.83	63,352.65
XI	Other Comprehensive Income			
(A)	(i) Items that will not be reclassified to profit or loss			
	- Remeasurements of the defined benefit plans:-		(155.44)	(72.85)
	(ii) Income tax relating to items that will not be reclassified to profit or loss		39.12	18.34

(₹ in Lakhs)

S. No.	Particulars	Note No.	Year Ended 31.03.2023	Year Ended 31.03.2022
	Subtotal (A)		(116.32)	(54.52)
(B)	(i) Items that will be classified to profit or loss :-			
	-Effective portion of gain/(loss) on hedging instrument in cash flow hedge reserve		(5,021.14)	(10,323.14)
	(ii) Income tax relating to items that will be reclassified to profit or loss		1,263.72	2,598.13
	Subtotal (B)		(3,757.42)	(7,725.01)
	Other Comprehensive Income (A+B)		(3,873.74)	(7,779.53)
XII	Total Comprehensive Income for the period (X+XI) (Comprising Profit (Loss) and other Comprehensive Income for the period)		82,589.09	55,573.12
XIII	Earning per equity share (for continuing operations)			
	Basic (₹)		3.78	8.03
	Diluted (₹)	38(13)	3.78	8.03

Significant Accounting Policies

1

Notes on Financial Statements

38

As per our report of even date

For DSP & Associates
Chartered Accountants
ICAI Regn. No.006791N

For and on Behalf of the Board of Directors

Sd/-
Sanjay Jain
Partner
M. No. 084906

Sd/-
Padam Lal
Director (Government Nominee)
DIN No. 10041387

Sd/-
Pradip Kumar Das
Chairman & Managing Director
DIN No. 07448576

Place: New Delhi
Date : 25.04.2023

Sd/-
Dr. R. C. Sharma
General Manager (Finance) & C.F.O.

Sd/-
Ekta Madan
Company Secretary & Compliance Officer
ACS. No. 23391

Indian Renewable Energy Development Agency Limited

Cash Flow Statement for the year ended March 31, 2023

(₹ in Lakhs)

Sl.	Particulars	For the year ended March 31, 2023		For the year ended March 31, 2022	
A	Cash Flow from Operating Activities:				
	Profit Before Tax	113,924.92		83,383.87	
	Adjustment for:				
1	Loss on sale of Fixed Assets/Adjustment (Net)	13.01		4.09	
2	Profit on sale of Investments	0.00		(12.00)	
3	Impairment of Financial Assets	6,657.91		17,989.84	
4	Depreciation and Amortization	2,349.84		2,324.31	
5	Interest on lease liability	38.24		6.69	
6	Net translation/ transaction exchange loss	2,402.56		4,588.99	
7	Provision Written Back	-		(6.55)	
8	Bad debts	0.00		1,301.96	
9	Amounts Written Off	1.21		1,410.31	
10	Provisions for Employee Benefits	87.67		295.58	
11	Effective Interest Rate on Debt securities	136.41		287.71	
12	Effective Interest Rate on other than Debt Securities	1.39		2.05	
13	Effective Interest Rate on Sub debt	7.33		6.77	
14	Effective Interest Rate on Loans	6,468.14		2,967.82	
15	Provision for Indirect Tax & other (on Guarantee Commission)	900.56		7,411.15	
16	Net gain on fair value changes on derivatives	1,242.79		147.35	
	Operating profit before changes in operating assets/liabilities	134,231.98		122,109.94	
	Increase / (Decrease) in operating assets / liabilities				
1	Loans	(1,313,299.25)		(612,690.01)	
2	Other Financial Assets	(18,816.88)		(601.67)	
3	Other Non Financial Assets	(9,529.57)		(100.86)	

(₹ in Lakhs)

Sl.	Particulars	For the year ended March 31, 2023	For the year ended March 31, 2022
4	Trade Receivable	(38.75)	(155.63)
5	Other non-financial liabilities	(1,091.96)	2,663.91
6	Other financial liability	41,809.04	(2,924.00)
7	Lease Liability	(12.97)	-
8	Trade Payable	(25.80)	(1,731.03)
9	Bank Balances other than Cash and Cash equivalent	(42,072.20)	(1,322.56)
		(1,343,078.35)	(616,861.84)
	Cash Flow Before Exceptional Items	1,208,846.37	(494,751.90)
	Exceptional Item	-	-
	Cash Generated from Operations before Tax	1,208,846.37	(494,751.90)
	Income Tax	125,461.44	(30,659.93)
	Net Cash Generated from Operations	(1,234,307.81)	(525,411.83)
B	Cash Flow From Investing Activities		
1	Purchase of Property, Plant & Equipment	(462.66)	(501.77)
2	Purchase of Intangible assets	(0.59)	-
3	Sale of Property, Plant & Equipment	9.86	3.72
4	Intangible asset under development	(174.41)	(311.16)
5	Investment in Securities	-	(9,902.84)
6	Advance for Capital Expenditure/CWIP	(1,093.06)	0.00
	Net Cash flow from Investing Activities	(1,720.87)	(10,712.05)
C	Cash Flow from Financing Activities		
1	Equity Contribution	-	150,000.00
2	Issue of Debt Securities (Net of redemption)	161,278.06	10,600.00
3	Raising of Loans other than Debt Securities (Net of repayments)	1,075,511.48	366,620.87
4	Payment for Lease Liability	(25.27)	(81.35)
	Net Cash flow from Financing Activities	1,236,764.27	527,139.53
	Net Increase in Cash and Cash Equivalents	735.59	(8,984.35)
	Cash and Cash Equivalents at the beginning	13,117.48	22,101.83
	Cash and Cash Equivalents at the end	13,853.09	13,117.48

(₹ in Lakhs)

Sl.	Particulars	For the year ended March 31, 2023		For the year ended March 31, 2022	
	Net Increase in Cash and Cash Equivalents		735.59		(8,984.35)
			-		(0.00)
COMPONENTS OF CASH AND CASH EQUIVALENTS AS AT THE END OF THE YEAR					
	In Current Accounts with Banks in Indian Branch		4,084.12		7,785.57
	In Current Accounts with Banks in Foreign Branch		2.72		2.51
	In Overdraft Accounts with Banks		9,608.77		18.35
	In Deposit Accounts with Banks		0.00		4,401.25
	In Saving Bank Accounts with Banks		157.47		909.56
	Cheques Under Collection/DD In hand and Postage imprest		0.00		0.26
	Total :		13,853.09		13,117.48

Notes to the Cash Flow statement.

- The above statement of cash flows has been prepared under the indirect method as set out in Ind AS 7 'Statement of Cash Flows'.
- May refer Note 38 (27) for amounts spend on construction / acquisition of assets and other purposes related to CSR activities .
- Previous years figures have been rearranged and regrouped wherever necessary.

As per our report of even date

For DSP & Associates
Chartered Accountants
ICAI Regn. No.006791N

For and on Behalf of the Board of Directors

Sd/-
Sanjay Jain
Partner
M. No. 084906

Sd/-
Padam Lal
Director (Government Nominee)
DIN No. 10041387

Sd/-
Pradip Kumar Das
Chairman & Managing Director
DIN No. 07448576

Place: New Delhi
Date : 25.04.2023

Sd/-
Dr. R. C. Sharma
General Manager (Finance) & C.F.O.

Sd/-
Ekta Madan
Company Secretary & Compliance Officer
ACS. No. 23391

Indian Renewable Energy Development Agency Limited

Statement of Changes in Equity for the year ended March 31, 2023

A Equity Share Capital

(₹ in Lakhs)

Particulars	Amount
Balance as at 01.04.2021	78,460.00
Changes in Equity Share Capital due to prior period errors	-
Restated balance as at 01.04.2021	78,460.00
Changes during the year	150,000.00
Balance as at 31.03.2022	228,460.00
Balance as at 01.04.2022	228,460.00
Changes in Equity Share Capital due to prior period errors	-
Restated balance as at 01.04.2022	228,460.00
Changes during the year	-
Balance as at 31.03.2023	228,460.00

B. Other Equity

(₹ in Lakhs)

Particulars	Reserve & Surplus					Effective portion of Cash Flow Hedges	Total
	General Reserve	Special Reserve u/s 36(1)(viii) of Income Tax Act, 1961	Debtenture Redemption Reserve	NBFC Reserve u/s 45-1C of Reserve Bank of India Act, 1934	Retained Earnings		
Balance as at 01.04.2021	107,798.33	104,590.98	30,539.26	16,182.69	233.40	(63,875.83)	221,058.50
Changes in accounting policy/prior period errors	-	-	-	-	-	-	-
Restated balance as at 01.04.2021	107,798.33	104,590.98	30,539.26	16,182.69	233.40	(63,875.83)	221,058.50
Profit for the year	-	-	-	-	63,352.65	-	63,352.65
Remeasurement of defined benefit plans (Net of taxes)	-	-	-	-	(54.52)	-	(54.52)
Fair value changes relating to own credit risk of financial liabilities designated at fair value through profit or loss	-	-	-	-	-	-	-

Particulars	Reserve & Surplus						Effective portion of Cash Flow Hedges	Total
	General Reserve	Special Reserve u/s 36(1)(viii) of Income Tax Act, 1961	Debenture Redemption Reserve	NBFC Reserve u/s 45-1C of Reserve Bank of India Act, 1934	Retained Earnings	Foreign Currency Monetary Item Translation Reserve		
Recognition through Other Comprehensive Income (net of taxes)	-	-	-	-	-	-	(7,725.01)	(7,725.01)
Total Comprehensive Income for the year ended 31.03.2022	-	-	-	-	63,298.13	-	(7,725.01)	55,573.12
Transfer to Reserves during the year	34,500.00	11,564.29	4,629.11	12,700.00	(63,393.40)	-	-	-
Foreign Currency Translation Loss on long term monetary items during the year	-	-	-	-	-	17,133.73	-	17,133.73
Amortisation during the year	-	-	-	-	-	4,585.96	-	4,585.96
Dividend Paid	-	-	-	-	-	-	-	-
Corporate Dividend Tax	-	-	-	-	-	-	-	-
Balance as at 31.03.2022	142,298.33	116,155.27	35,168.37	28,882.69	138.14	(42,156.14)	17,864.65	298,351.31
Changes in accounting policy/prior period errors	-	-	-	-	-	-	-	-
Restated balance as at 01.04.2022	142,298.33	116,155.27	35,168.37	28,882.69	138.14	(42,156.14)	17,864.65	298,351.31
Profit for the year	-	-	-	-	86,462.83	-	-	86,462.83
Remeasurement of defined benefit plans (Net of taxes)	-	-	-	-	(116.32)	-	-	(116.32)
Fair value changes relating to own credit risk of financial liabilities designated at fair value through profit or loss	-	-	-	-	-	-	-	-
Recognition through OCI (net of taxes)	-	-	-	-	-	-	(3,757.42)	(3,757.42)
Total Comprehensive Income for the year ended 31.03.2023	-	-	-	-	86,346.51	-	(3,757.42)	82,589.09
Transfer to Reserves during the year	48,750.00	15,555.00	4,629.11	17,300.00	(86,234.11)	-	-	-

(₹ in Lakhs)

Particulars	Reserve & Surplus					Effective portion of Cash Flow Hedges	Total
	General Reserve	Special Reserve u/s 36(1)(viii) of Income Tax Act, 1961	Debt Redemption Reserve	NBFC Reserve u/s 45-1C of Reserve Bank of India Act, 1934	Retained Earnings		
Foreign Currency Translation Loss on long term monetary items during the year	-	-	-	-	-	-	(17,889.10)
Amortisation during the year	-	-	-	-	-	-	2,005.65
Dividend Paid							-
Corporate Dividend Tax							-
Balance as at 31.03.2023	191,048.33	131,710.27	39,797.48	46,182.69	250.54	14,107.22	365,056.95

Significant Accounting Policies
Notes on Financial Statements

Note No. 1

Note No. 38

As per our report of even date

For DSP & Associates
Chartered Accountants
ICAI Regn No.- 006791N

Sd/-
Sanjay Jain
Partner
M.No. 084906

Sd/-
Padam Lal
Director (Government Nominee)
DIN No. 10041387

For and on Behalf of the Board of Directors

Sd/-
Pradip Kumar Das
Chairman & Managing Director
DIN No. 07448576

Sd/-
Dr. R. C. Sharma
General Manager (Finance) & C.F.O.

Sd/-
Ekta Madan
Company Secretary & Compliance Officer
ACS. No. 23391

Place: New Delhi
Date : 25.04.2023

Notes to the Financial Statements
for the year ended March 31, 2023

Note 1 : Significant Accounting Policies Forming Part of Financial Statement

1) Corporate Information

Indian Renewable Energy Development Agency Limited (IREDA) is a Mini Ratna (Category – I) Government of India enterprise under the administrative control of Ministry of New and Renewable Energy (MNRE). IREDA is a Public Limited Government Company. The company is registered with Reserve Bank of India under Section 45-IA of The Reserve Bank of India Act, 1934 as non-deposit taking non-banking financing company (NBFC). Since 1987, IREDA is engaged in promoting, developing and extending financial assistance for setting up projects relating to new and renewable sources of energy and energy efficiency/conservation with the motto: “ENERGY FOR EVER”. The Company owns 50 MW Solar project situated at Kasargod in the state of Kerala.

2) Basis of Preparation

(i) Statement of Compliance with Ind AS

The financial statements of the Company have been prepared in accordance with the Sec. 133 of the Companies Act 2013 and in compliance with the Indian Accounting Standards (Ind AS) issued by the Ministry of Corporate Affairs under the Companies (Indian Accounting Standards) Rules, 2015 and as further amended.

The financial statements are prepared on a going concern basis and on accrual basis of accounting. The Company has adopted historical cost convention except for certain items which have been measured on a different basis and such basis is disclosed in the relevant accounting policy.

Accounting policies have been consistently applied except where a newly issued accounting standard is initially adopted or a revision to an existing accounting standard requires a change in the accounting policy hitherto in use.

(ii) Use of estimates

The preparation of the Company’s financial statements requires management to make judgments, estimates, and assumptions that affect the reported amounts of revenues, expenses, assets and liabilities, and the related disclosures. Management believes that the estimates used in the preparation of financial statement are prudent and reasonable. Future result could differ from these estimates. Any revision to accounting estimate is recognized prospectively in current and future period.

Significant management judgment in applying accounting policies and estimation of uncertainty

(A) Significant management judgments

Recognition of deferred tax assets/ liability – The extent to which deferred tax assets can be recognized is based on an assessment of the probability of the future taxable income against which the deferred tax assets can be utilized. Further, the Company Management has no intention to make withdrawal from the Special Reserve created and maintained under section 36(1)(viii) of the Income tax Act, 1961 and thus, the special reserve created and maintained is not capable of being reversed. Hence, the company does not

Notes to the Financial Statements
for the year ended March 31, 2023

Note 1 : Significant Accounting Policies Forming Part of Financial Statement

create any deferred tax liability on the said reserve.

Evaluation of indicators for impairment of assets – The evaluation of the applicability of indicators of impairment of assets requires assessment of several external and internal factors which could result in deterioration of the recoverable amount of the assets.

Non recognition of Interest Income on Credit Impaired Loans - Interest income on credit-impaired loan assets is not being recognised as a matter of prudence, pending the outcome of resolutions of stressed assets.

Materiality of Prior Period item

Prior period items which are not material are not corrected retrospectively through restatement of comparative amounts and are accounted for in current year.

Omissions or misstatements of items are material if they could, individually or collectively, influence the economic decisions that users make on the basis of the financial statements. Materiality depends on the size and nature of the omission or misstatement judged in the surrounding circumstances. The combination of size and nature of the items are the determining factor.

(B) Significant estimates

Useful lives of depreciable/amortizable assets – Management reviews its estimate of the useful lives of depreciable/ amortizable assets at each reporting date, based on the expected utility of the assets. Uncertainties in these estimates relate to technical and economic obsolescence that may change the utility of assets.

Defined Benefit Obligation (DBO) – Management’s estimate of the DBO is based on a number of underlying assumptions such as standard rates of inflation, mortality, discount rate and anticipation of future salary increases. Variation in these assumptions may significantly impact the DBO amount and the annual defined benefit expenses.

Fair value measurements – Management applies valuation techniques to determine the fair value of financial instruments (where active market quotes are not available). This involves developing estimates and assumptions consistent with how market participants would price the instrument. In estimating the fair value of an asset or a liability, the Company uses market observable data to the extent it is available. In case of non-availability of market-observable data, Level 2 & Level 3 hierarchy is used for fair valuation.

Income Taxes – Significant estimates are involved in determining the provision for income taxes, including amount expected to be paid/recovered for uncertain tax positions and in respect of expected future profitability to assess deferred tax asset.

Expected Credit Loss (‘ECL’) – The measurement of an expected credit loss allowance for financial assets measured at amortized cost requires the use of complex models and significant assumptions about future economic conditions and credit behaviour (e.g., likelihood of customers defaulting and resulting

Notes to the Financial Statements
for the year ended March 31, 2023

Note 1 : Significant Accounting Policies Forming Part of Financial Statement

losses). The Company makes significant judgments about the following while assessing expected credit loss to estimate ECL:

- Determining criteria for a significant increase in credit risk;
- Establishing the number and relative weightings of forward-looking scenarios for each type of product/market and the associated ECL;
- Establishing groups of similar financial assets to measure ECL; and
- Estimating the probability of default and loss given default (estimates of recoverable amounts in case of default).

Provisions: The timing of recognition and quantification of the liability (including litigations) requires the application of judgement to existing facts and circumstances, which can be subject to change. The carrying amounts of provisions and liabilities are reviewed regularly and revised to take account of changing facts and circumstances.

(iii) Functional and Presentation currency

The financial statements are presented in Indian Rupee ('INR') which is the functional currency of the primary economic environment in which the company operates, values being rounded in lakhs to the nearest two decimals except when stated otherwise.

3) SIGNIFICANT ACCOUNTING POLICIES

(i) Property, Plant and Equipment (PPE)

Tangible Assets (PPE)

The PPE (Tangible assets) is initially recognized at cost.

The cost of an item of Property, Plant and Equipment comprises of its purchase price, including import duties, non-refundable taxes, after deducting trade discounts & rebates, borrowing cost if capitalization criteria are met and any cost directly attributable in bringing the asset to the location and condition necessary for it to be ready for its intended use. Stores and spares which meet the recognition criteria of Property, Plant and Equipment are capitalized and added in the carrying amount of the underlying asset.

The Company has adopted the cost model of subsequent recognition to measure the Property, Plant and Equipment. Consequently, all Property, Plant and Equipment are carried at its cost less accumulated depreciation and accumulated impairment losses, if any.

De-recognition

An item of PPE is derecognized on disposal, or when no future economic benefits are expected from use. Gains or losses arising from de-recognition of a PPE measured as the difference between the net disposal

Notes to the Financial Statements
for the year ended March 31, 2023

Note 1 : Significant Accounting Policies Forming Part of Financial Statement

proceeds and the Carrying amount of the asset are recognized in the Statement of Profit and Loss when the asset is derecognized.

Capital Work-in-Progress

The cost of PPE under construction at the reporting date is disclosed as 'Capital work-in-progress.' The cost comprises purchase price, import duties, non-refundable taxes, after deducting trade discounts & rebates, borrowing cost if capitalization criteria are met and any cost directly attributable in bringing the asset to the location and condition necessary for it to be ready for its intended use. Advances paid for the acquisition/ construction of PPE which are outstanding at the balance sheet date are classified under 'Capital Advances.'

(ii) Intangible Assets and Amortisation

Intangible assets are initially measured at cost. The cost comprises purchase price, import duties, non-refundable taxes, after deducting trade discounts & rebates, borrowing cost if capitalization criteria are met and any cost directly attributable in bringing the asset to the condition necessary for it to be ready for its intended use. Such assets are recognized where it is probable that the future economic benefits attributable to the assets will flow to the Company.

All intangible assets with finite useful life are subsequently recognized at cost model. These intangible assets are carried subsequently at its cost less accumulated amortization and accumulated impairment loss if any.

Intangible Assets under Development

Expenditure incurred which are eligible for capitalization under intangible assets is carried as 'Intangible assets under development' till they are ready for their intended use.

Derecognition

An intangible asset is derecognized on disposal, or when no future economic benefits are expected from use. Gains or losses arising from de-recognition of an intangible asset, measured as the difference between the net disposal proceeds and the carrying amount of the asset are recognized in the Statement of Profit and Loss when the asset is derecognized.

(iii) Depreciation and Amortization

Depreciation on Tangible PPE is provided in accordance with the manner and useful life as specified in Schedule –II of the Companies Act 2013, on Written Down Basis (WDV) except for the assets mentioned as below:

- Depreciation on Library books is provided @ 100% in the year of purchase.
- Depreciation on PPE of Solar Power Project is provided on Straight Line Method at rates/methodology

Notes to the Financial Statements
for the year ended March 31, 2023

Note 1 : Significant Accounting Policies Forming Part of Financial Statement

prescribed under the relevant Central Electricity Regulatory Commission (CERC) and relevant state Commission Tariff Orders.

- Depreciation is provided @100% in the financial year of purchase in respect of assets of ₹ 5,000/- or less.
- Amortization of intangible assets is being provided on straight line basis.
- Useful lives for all PPE & Intangible assets are reviewed at each reporting date. Changes, if any, are accounted for as changes in accounting estimates.

- **Useful life of assets as per Schedule II:**

Asset Description	Estimated Useful Life	Residual Value as a %age of original cost
Building	60 years	5%
Computers and Data Processing Units		
-Laptops / Computers	3 years	5%
-Servers	6 years	5%
Office Equipments	5 years	5%
Furniture and Fixtures	10 years	5%
Vehicles	8 years	5%
Intangible Assets	5 years	0%

- **Useful life of assets as per CERC order**

Asset Description	Estimated Useful Life	Residual Value as a %age of original cost
Solar Plant	25 years	10%

(iv) Government and Other Grants / Assistance

The Company may receive government grants that require compliance with certain conditions related to the Company's operating activities or are provided to the Company by way of financial assistance on the basis of certain qualifying criteria.

Government grants are recognised when there is reasonable assurance that the grant will be received, and the Company will be able to comply with the conditions attached to them. These grants are classified as grants relating to assets and revenue based on the nature of the grant.

Government grants with a condition to purchase, construct or otherwise acquire long term assets are initially recognised as deferred income. Once recognised as deferred income, such grants are recognised

Notes to the Financial Statements
for the year ended March 31, 2023

Note 1 : Significant Accounting Policies Forming Part of Financial Statement

in the statement of profit and loss on a systematic basis over the useful life of the asset. Changes in estimates are recognized prospectively over the remaining life of the asset.

Grant related to subsidy are deferred and recognised in the statement of profit and loss over the period that the related costs, for which it is intended to compensate, are expensed.

Grant-in-aid for financing projects in specified sectors of New and Renewable Sources of Energy (NRSE) is treated and accounted as deferred income.

The expenditure incurred under Technical Assistance Programme (TAP) is accounted for as recoverable and shown under the head 'Other Financial Assets'. The assistance reimbursed from Multilateral/Bilateral Agencies is credited to the said account.

(v) Leases

As a lessee

The Company assesses at contract inception whether a contract is, or contains, a lease. A contract is, or contains, a lease if the contract conveys the right to control the use of an identified asset for a period of time in exchange for consideration. To assess whether a contract conveys the right to control the use of an identified asset, the Company assesses whether:

- i. The contract involves the use of an identified asset;
- ii. The Company has substantially all of the economic benefits from use of the asset through the period of the lease, and
- iii. The Company has the right to direct the use of the asset.

The Company applies a single recognition and measurement approach for all leases, except for short-term leases and leases of low-value assets. The Company recognizes lease liabilities to make lease payments and right-of-use assets representing the right to use the underlying assets.

i) Right-of-use assets

The Company recognizes right-of-use assets at the commencement date of the lease (i.e., the date the underlying asset is available for use). Right-of-use assets are measured at cost, less any accumulated depreciation and impairment losses and adjusted for any re-measurement of lease liabilities. The cost of right-of-use assets includes the amount of lease liabilities recognised, initial direct costs incurred, and lease payments made at or before the commencement date less any lease incentives received. Right-of-use assets are depreciated on a straight-line basis over the estimated useful life of the assets.

ii) Lease liabilities

At the commencement date of the lease, the Company recognizes lease liabilities measured at the present value of lease payments to be made over the lease term. The lease payments include fixed payments

Notes to the Financial Statements
for the year ended March 31, 2023

Note 1 : Significant Accounting Policies Forming Part of Financial Statement

(including in-substance fixed payments) less any lease incentives receivable, variable lease payments that depend on an index or a rate, and amounts expected to be paid under residual value guarantees. The Company uses its incremental borrowing rate at the lease commencement date because the interest rate implicit in the lease is not readily determinable. The incremental borrowing rate is the SBI MCLR rate for the period of the loan if the loan is up to 3 years. For a period, greater than 3 years, SBI MCLR rate for 3 years may be taken.

iii) Short-term leases and leases of low-value assets

Lease payments on short-term leases (which has a lease term of up to 12 months) and leases of low value assets (asset value up to ₹ 10,00,000/-) are recognised as expense over the lease term. Lease term is determined by taking non-cancellable period of a lease, together with both:

- a) Periods covered by an option to extend the lease if the lessee is reasonably certain to exercise that option; and
- b) Periods covered by an option to terminate the lease if the lessee is reasonably certain not to exercise that option.

As a lessor

When the Company acts as a lessor, it determines at lease inception whether each lease is a finance lease or an operating lease. To classify each lease, the Company makes an overall assessment of whether the lease transfers substantially all the risk and rewards incidental to the ownership of the underlying asset. If this is the case, then the lease is a finance lease, if not, then it is an operating lease. As part of the assessment, the Company considers certain indicators such as whether the lease is for the major part of the economic life of the asset. If an arrangement contains lease and non-lease components, the Company applies Ind AS 115 "Revenue from contract with customers" to allocate the consideration in the contract. The Company recognizes lease payments received under operating lease as income on a straight-line basis over the lease term as part of "Revenue from operations".

(vi) Investments in Subsidiary, Associates and Joint Venture

- The company accounts investment in subsidiary, joint ventures, and associates at cost. An entity controlled by the company is considered as a subsidiary of the company. Investments in subsidiary company outside India are translated at the rate of exchange prevailing on the date of acquisition.
- Investments where the company has significant influence are classified as associates. Significant influence is the power to participate in the financial and operating policy decisions of the investee but is not control or joint control over those policies.
- A joint arrangement whereby the parties that have joint control of the arrangement have rights to the net assets of the joint arrangement is classified as a joint venture. Joint control is the contractually agreed

Notes to the Financial Statements
for the year ended March 31, 2023

Note 1 : Significant Accounting Policies Forming Part of Financial Statement

sharing of control of an arrangement, which exists only when decisions about the relevant activities require unanimous consent of the parties sharing control.

Impairment Loss on Investment in Associate or joint Venture

If there is an indication of impairment in respect of entity's investment in associate or joint venture, the carrying value of the investment is tested for impairment by comparing the recoverable amount with its carrying value and any resulting impairment loss is charged against the carrying value of investment in associate or joint venture.

(vii) Impairment of Non-Financial Asset

The Company assesses at each reporting date, whether there is an indication that an asset may be impaired. If any indication exists, the Company estimates the asset's recoverable amount. An asset's recoverable amount is the higher of an asset's or cash-generating units (CGU) fair value less costs of disposal and its value in use. Recoverable amount is determined for an individual asset, unless the asset does not generate cash inflows that are largely independent of those from other assets or Group of assets. When the carrying amount of an asset or CGU exceeds its recoverable amount, the asset is considered impaired and is written down to its recoverable amount.

In assessing value in use, the estimated future cash flows are discounted to their present value using a pre-tax discount rate that reflects current market assessments of the time value of money and the risks specific to the asset. In determining fair value less costs of disposal, recent market transactions are taken into account. If no such transactions can be identified, an appropriate valuation model is used.

(viii) Cash and cash equivalents

Cash comprises of cash in hand, cash at bank including debit balance in bank overdraft, if any, demand deposits with banks, commercial papers and foreign currency deposits. Cash equivalents are short term deposits (with an original maturity of three months or less from the date of acquisition), highly liquid investments that are readily convertible into known amounts of cash and which are subject to insignificant risk of changes in value.

(ix) Borrowing costs

General and specific borrowing costs directly attributable to the acquisition, construction or production of qualifying asset are capitalized up-to the date when the asset is ready for its intended use after netting off any income earned on temporary investment of such funds.

To the extent that the Company borrows funds generally and uses them for the purpose of obtaining a qualifying asset, the amount of borrowing costs eligible for Capitalisation are determined by applying a Capitalisation rate to the expenditures on that asset.

Other borrowing costs are expensed in the period in which they are incurred.

Notes to the Financial Statements
for the year ended March 31, 2023

Note 1 : Significant Accounting Policies Forming Part of Financial Statement

(x) Foreign currency transactions

Transactions in currencies other than the functional currency are recognized at the rates of exchange prevailing at the dates of the transactions.

At the end of each reporting period, monetary items denominated in foreign currencies are retranslated at the rates prevailing at that date. Foreign exchange gains and losses resulting from the settlement of such transactions and the re-measurement of monetary items denominated in foreign currency at period-end exchange rates are recognized in the Statement of Profit and Loss.

Foreign Currency Monetary Item Translation Reserve Account (FCMITR) represents unamortized foreign exchange gain/loss on Long-term Foreign Currency Borrowings that are amortized over the tenure of the respective borrowings. IREDA had adopted exemption of para D13AA of Ind AS 101, according to which it may continue the policy adopted for accounting for exchange differences arising from translation of long-term foreign currency monetary items recognized in the financial statements for the period ending immediately before the beginning of the first Ind AS financial reporting period as per the previous GAAP. Accordingly, all transactions in foreign currency are recorded at the exchange rate prevailing at the date of the transaction. The exchange differences arising on reporting of long-term foreign currency monetary items outstanding as on March 31, 2018, at rate prevailing at the end of each reporting period, different from those at which they were initially recorded during the period, or reported in previous financial statements, are accumulated in FCMITR Account, and amortized over the balance period of such long-term monetary item, by recognition as income or expense in each of such period. Long-term foreign currency monetary items are those which have a term of twelve months or more at the date of origination.

Short-term foreign currency monetary items (having a term of less than twelve months at the date of origination) are translated at rate prevailing at the end of each reporting period. The resultant exchange fluctuation is recognized as income or expense in each of such periods.

As per Para 27 of Ind AS 21, exchange difference on monetary items that qualify as hedging instruments in cash flow hedge are recognized in other comprehensive income to the extent hedge is effective. Accordingly, company recognize the exchange difference due to translation of foreign currency loans at the exchange rate prevailing on reporting date in cash flow hedge reserve.

(xi) Earnings per Share

The basic earnings per share is computed by dividing the net profit after tax by the weighted average number of equity shares outstanding during the year.

Diluted earnings per share is computed by dividing adjusted net profit after tax by the aggregate of weighted average number of equity shares and dilutive potential equity shares outstanding during the year. The number of equity shares and potentially dilutive equity shares are adjusted for share splits / reverse share splits and bonus shares, as appropriate.

Notes to the Financial Statements
for the year ended March 31, 2023

Note 1 : Significant Accounting Policies Forming Part of Financial Statement

(xii) Provisions

A provision is recognized when the company has a present obligation (Legal or Constructive) as a result of past event, and it is probable that an outflow of resources will be required to settle the obligation in respect of which a reliable estimate can be made.

(xiii) Contingent liabilities

Contingent liabilities are not recognized but disclosed in Notes when the company has possible obligation due to past events and existence of the obligation depends upon occurrence or non-occurrence of future events not wholly within the control of the company and Present obligations arising from past events where it is not probable that an outflow of resources will be required to settle the obligation or a reliable estimate of the amount of the obligation cannot be made.

Contingent liabilities are assessed continuously to determine whether outflow of Economic resources have become probable. If the outflow becomes probable, then relative provision is recognized in the financial statements.

(xiv) Contingent Assets

Contingent Assets are not recognized but disclosed in Notes which usually arise from unplanned or other unexpected events that give rise to the possibility of an inflow of economic benefits.

Contingent assets are assessed continuously to determine whether inflow of economic benefits becomes virtually certain, then such assets and the relative income will be recognised in the financial statements.

(xv) Segment Reporting

Operating segments are reported in a manner consistent with the internal reporting provided to the chief operating decision maker. The Chairman and Managing Director (CMD) of the Company have been identified as the Chief Operating Decision Maker (CODM).

(xvi) Material prior period errors

Material prior period errors are corrected retrospectively by restating the comparative amounts for the prior periods presented in which the error occurred. If the error occurred before the earliest period presented, the opening balances of assets, liabilities and equity for the earliest period presented, are restated unless it is impracticable, in which case, the comparative information is adjusted to apply the accounting policy prospectively from the earliest date practicable.

(xvii) Taxation

Current tax

The tax currently payable is based on taxable profit for the year. Taxable profit differs from 'profit before tax' as reported in the statement of profit and loss /other comprehensive income because of items of

Notes to the Financial Statements
for the year ended March 31, 2023

Note 1 : Significant Accounting Policies Forming Part of Financial Statement

income or expense that are taxable or deductible in other years and items that are never taxable or deductible. The Company's current tax is calculated using tax rates that have been enacted or substantively enacted by the end of the reporting period.

Current tax is recognized in the statement of profit and loss, except when they relate to items that are recognized in other comprehensive income or directly in equity, in which case, the current tax is also recognized in other comprehensive income or directly in equity respectively. Where current tax arises from the initial accounting for a business combination, the tax effect is included in the accounting for the business combination.

Deferred tax

Deferred tax is recognized in respect of temporary differences between the carrying amounts of assets and liabilities in the financial statements and the corresponding amounts used for taxation purpose.

Deferred tax liabilities are generally recognized for all taxable temporary differences.

Deferred tax assets are generally recognized only to the extent that it is probable that future taxable profits will be available against which the assets can be utilized. The carrying amount of deferred tax assets is reviewed at the end of each reporting period and reduced to the extent that it is no longer probable that the related tax benefit will be realized.

Current and deferred tax are recognized in the statement of profit and loss, except when they relate to items that are recognized in other comprehensive income or directly in equity, in which case, the current and deferred tax are also recognized in other comprehensive income or directly in equity respectively.

(xviii) Investment Property

Investment properties are properties held to earn rentals and/or for capital appreciation (including property under construction for such purposes). Investment properties are measured initially at cost, including import duties, non-refundable taxes, after deducting trade discounts & rebates, borrowing cost if capitalization criteria are met and any cost directly attributable in bringing the asset to the location and condition necessary for it to be ready for its intended use.

After initial recognition, the company measures investment property by using cost model.

An investment property is derecognized upon disposal or when the investment property is permanently withdrawn from use and no future economic benefits are expected from the disposal. Any gain or loss arising on de recognition of the property (calculated as the difference between the net disposal proceeds and the carrying amount of the asset) is included in the statement of profit and loss in the period in which the property is derecognized.

Investment properties are depreciated in accordance to the class of asset that it belongs and the life of the asset shall be as conceived for the same class of asset at the Company.

Notes to the Financial Statements
for the year ended March 31, 2023

Note 1 : Significant Accounting Policies Forming Part of Financial Statement

Though investment property is measured using cost model, the fair value of investment property is disclosed in the notes.

(xix) Employee Benefits

a) Short-term employee benefits

Short-term employee benefits including salaries, short term compensated absences (such as a paid annual leave) where the absences are expected to occur within twelve months after the end of the period in which the employees render the related service, profit sharing and bonuses payable within twelve months after the end of the period in which the employees render the related services and non-monetary benefits for current employees are estimated and measured on an undiscounted basis.

b) Post-employment benefit plans are classified into defined benefits plans and defined contribution plans as under:

(i) Defined contribution plan

A defined contribution plan is a plan under which the Company pays fixed contributions in respect of the employees into a separate fund. The Company has no legal or constructive obligations to pay further contributions after its payment of the fixed contribution. The contributions made by the Company towards defined contribution plans are charged to the statement of profit and loss in the period to which the contributions relate.

(ii) Defined benefit plan

The Company has an obligation towards gratuity, Post-Retirement Medical Benefit (PRMB) and Other Defined Retirement Benefit (ODRB) which are being considered as defined benefit plans covering eligible employees. Under the defined benefit plans, the amount that an employee will receive on retirement is defined by reference to the employee's length of service, final salary, and other defined parameters. The legal obligation for any benefits remains with the Company, even if plan assets for funding the defined benefit plan have been set aside.

The Company's obligation towards defined benefit plans is determined using the projected unit credit method, with actuarial valuations being carried out at the end of each annual reporting period. The liability recognized in the statement of financial position for defined benefit plans is the present value of the Defined Benefit Obligation (DBO) at the reporting date less the fair value of plan assets. Management estimates the DBO annually with the assistance of independent actuaries.

Actuarial gains/losses resulting from re-measurements of the liability/asset are included in Other Comprehensive Income.

The liability for retirement benefits of employees in respect of provident fund, benevolent fund, superannuation fund and Gratuity is funded with separate trusts.

Notes to the Financial Statements
for the year ended March 31, 2023

Note 1 : Significant Accounting Policies Forming Part of Financial Statement

The company's contribution to Provident Fund / Superannuation Fund is remitted to separate trusts established for this purpose based on a fixed percentage of the eligible employee's salary and debited to Statement of Profit and Loss.

c) Other long-term employee benefits:

Liability in respect of compensated absences becoming due or expected to be availed more than one-year after the balance sheet date is estimated on the basis of actuarial valuation performed by an independent actuary using the projected unit credit method.

Actuarial gains and losses arising from past experience and changes in actuarial assumptions are charged to statement of profit and loss in the period in which such gains or losses are determined.

(xx) Financial instruments

Initial recognition and measurement

Financial assets and financial liabilities are recognized when the Company becomes a party to the contractual provisions of the financial instrument and are measured initially at fair value adjusted by transactions costs, except for those carried at fair value through profit or loss. Subsequent measurement of financial assets and financial liabilities is described below.

Classification and subsequent measurement of financial assets

For the purpose of subsequent measurement, financial assets are classified into the following categories upon initial recognition:

- Amortized cost
- Financial assets at fair value through profit or loss (FVTPL)
- Financial assets at fair value through other comprehensive income (FVOCI)

All financial assets except for those at FVTPL or equity instruments at FVOCI are subject to review for impairment at least at each reporting date to identify whether there is any objective evidence that a financial asset or a group of financial assets is impaired. Different criteria to determine impairment are applied to each category of financial assets, which are described below.

Loan at Amortised Cost

Loans (financial asset) are measured at amortized cost using Effective Interest Rate (EIR) if both of the following conditions are met:

- a) The financial asset is held within a business model whose objective is to hold financial assets to collect contractual cash flows; and

Notes to the Financial Statements
for the year ended March 31, 2023

Note 1 : Significant Accounting Policies Forming Part of Financial Statement

- b) The contractual terms of the financial asset give rise on specified dates to cash flows that are solely payments of principal and interest on the principal amount outstanding.

A loss allowance for expected credit losses is recognized on financial assets carried at amortized cost.

Financial assets at Fair Value through Profit or Loss (FVTPL)

Financial assets at FVTPL include all derivative financial instruments except for those designated and effective as hedging instruments, for which the hedge accounting requirements are being applied. Assets in this category are measured at fair value with gains or losses recognized in the statement of profit and loss. The fair values of financial assets in this category are determined by reference to active market transactions or using a valuation technique where no active market exists.

Financial assets at Fair Value through Other Comprehensive Income (FVOCI)

Financial assets at FVOCI comprise of equity instruments measured at fair value. An equity investment classified as FVOCI is initially measured at fair value plus transaction costs. Gains and losses are recognized in other comprehensive income and reported within the FVOCI reserve within equity, except for dividend income, which is recognized in profit or loss. There is no recycling of such gains and losses from OCI to Statement of Profit & Loss, even on the derecognition of the investment. However, the Company may transfer the same within equity.

De-recognition of financial assets

Financial assets (or where applicable, a part of financial asset or part of a group of similar financial assets) are derecognized (i.e. removed from the Company's balance sheet) when the contractual rights to receive the cash flows from the financial asset have expired, or when the financial asset and substantially all the risks and rewards are transferred. The Company also derecognizes the financial asset if it has both transferred the financial asset and the transfer qualifies for de-recognition.

Classification and subsequent measurement of financial liabilities

Financial liabilities are measured subsequently at amortized cost using the effective interest method, except for derivative financial liabilities which are carried at FVTPL, subsequently at fair value with gains or losses recognized in the statement of profit and loss. (FVTPL)

De-recognition of financial liabilities

A financial liability is derecognized when the obligation under the liability is discharged or cancelled or expires. When an existing financial liability is replaced by another from the same lender on substantially different terms or the terms of an existing liability are substantially modified, such an exchange or modification is treated as the de-recognition of the original liability and the recognition of a new liability. The difference in the respective carrying amounts is recognized in the statement of profit and loss.

Notes to the Financial Statements
for the year ended March 31, 2023

Note 1 : Significant Accounting Policies Forming Part of Financial Statement

Derivative financial instruments

The Company is exposed to foreign currency fluctuations on foreign currency assets and liabilities. The Company limits the effect of foreign exchange rate fluctuations by following established risk management policies including the use of derivatives.

The Company use Derivative instrument includes principal swap, Cross Currency & Interest Rate Swap (CCIRS), forwards, interest rate swaps, currency and cross currency options, structured product, etc. to hedge foreign currency assets and liabilities.

Derivatives are recognized and measured at fair value (MTM). Attributable transaction costs are recognized in statement of profit and loss as cost.

De-recognition of Financial asset:

Financial assets are derecognized when the contractual right to receive cash flows from the financial assets expires or transfers the contractual rights to receive the cash flows from the asset.

Hedge Accounting

Derivative financial instruments are accounted for at fair value through profit and loss (FVTPL) except for derivatives designated as hedging instruments in cash flow hedge relationships, which require a specific accounting treatment. To qualify for hedge accounting, the hedging relationship must meet all of the following requirements:

- there is an economic relationship between the hedged item and the hedging instrument
- the effect of credit risk does not dominate the value changes that result from that economic relationship
- the hedge ratio of the hedging relationship is the same as that resulting from the quantity of the hedged item that the entity actually hedges and the quantity of the hedging instrument that the entity actually uses to hedge that quantity of hedged item.

The Company has designated mostly derivative contracts as hedging instruments in cash flow hedge relationships. These arrangements have been entered into to mitigate foreign currency exchange risk and interest rate risk arising against which debt instruments denominated in foreign currency.

- Cash Flow hedging is done to protect cash flow positions of the company from changes in exchange rate fluctuations and to bring variability in cash flow to fixed ones.
- The Company enters into hedging instruments in accordance with policies as approved by the Board of Directors; provide written principles which are consistent with the risk management strategy/policies of the Company.
- All derivative financial instruments used for hedge accounting are recognised initially at fair value and reported subsequently at fair value in the balance sheet.

Notes to the Financial Statements
for the year ended March 31, 2023

Note 1 : Significant Accounting Policies Forming Part of Financial Statement

The hedge instruments are designated and documented as hedges at the inception of the contract. The effectiveness of hedge instruments is assessed and measured at inception and on an on-going basis. The effective portion of change in the fair value as assessed based on MTM valuation provided by respective banks/third party valuation of the designated hedging instrument is recognized in the “Other Comprehensive Income” as “Cash Flow Hedge Reserve”. The ineffective portion is recognized immediately in the Statement of Profit and Loss as and when occurs.

At the time the hedged item affects profit or loss, any gain or loss previously recognised in other comprehensive income is reclassified from equity to profit or loss and presented as a reclassification adjustment within other comprehensive income.

If the hedging relationship no longer meets the criteria for hedge accounting, then hedge accounting is discontinued prospectively. If the hedging instrument expires or sold, terminated or exercised, the cumulative gain or loss on the hedging instrument recognized in Cash Flow Hedge Reserve remains in Cash Flow Hedge Reserve till the period the hedge was effective. The cumulative gain or loss previously recognized in the Cash Flow Hedge Reserve is transferred to the Statement of Profit and Loss upon the occurrence of the underlying transaction.

Impairment

Impairment of financial assets

Loan assets

The Company follows a ‘three-stage’ model for impairment of loan asset carried at amortized cost based on changes in credit quality since initial recognition as summarized below:

- Stage 1 includes loan assets that have not had a significant increase in credit risk since initial recognition or that has low credit risk at the reporting date.
- Stage 2 includes loan assets that have had a significant increase in credit risk since initial recognition but that do not have objective evidence of impairment.
- Stage 3 includes loan assets that have objective evidence of impairment at the reporting date.

The Expected Credit Loss (ECL) is measured at 12-month ECL for Stage 1 loan assets and lifetime ECL for Stage 2 and Stage 3 loan assets. ECL is the product of the Probability of Default, Exposure at Default and Loss Given Default, defined as follows:

Probability of Default (PD) - The PD represents the likelihood of a borrower defaulting on its financial obligation, either over the next 12 months (12 months PD), or over the remaining lifetime (Lifetime PD) of the obligation.

Loss Given Default (LGD) – LGD represents the Company’s expectation of the extent of loss on a defaulted exposure. LGD varies by type of counterparty, type, and preference of claim and availability of collateral or other credit support.

Notes to the Financial Statements
for the year ended March 31, 2023

Note 1 : Significant Accounting Policies Forming Part of Financial Statement

Exposure at Default (EAD) – EAD is based on the amount of outstanding exposure as on the assessment date on which ECL is computed.

Forward-looking economic information is included in determining the 12-month and lifetime PD, EAD and LGD. The assumptions underlying the expected credit loss are monitored and reviewed on an on-going basis.

Financial Instruments other than Loans consist of :-

- Financial assets include cash and cash equivalents, trade receivables, unbilled revenues, finance lease receivables, employee and other advances.
- Financial liabilities include borrowings, bank overdrafts, trade payables.

Non derivative financial instruments other than loans are recognized initially at fair value including any directly attributable transaction costs. Financial assets are derecognized when substantial risks and rewards of ownership of the financial asset have been transferred. In cases where substantial risks and rewards of ownership of the financial assets are neither transferred nor retained, financial assets are derecognized only when the Company has not retained control over the financial asset.

Subsequent to initial recognition, they are measured as prescribed below:

a) Cash and cash equivalents

For the purposes of the cash flow statement, cash and cash equivalents include cash in hand, at bank, demand deposits with banks, cash credit, fixed deposits and foreign currency deposits, net of outstanding bank overdrafts that are repayable on demand and are considered part of the Company's cash management system. In the statement of financial position, bank overdrafts are presented under borrowings.

b) Trade Receivable

The company follows 'simplified approach' for recognition of impairment loss allowance on trade receivables. The application of simplified approach does not require the company to track changes in credit risk. Rather, it recognises impairment loss allowance based on lifetime ECLs at each reporting date, right from its initial recognition. The Company determines impairment loss allowance based on individual assessment of receivables, historically observed default rates over the expected life of the trade receivables and is adjusted for forward-looking estimates.

c) Other payables

Other payables are initially recognized at fair value, and subsequently carried at amortized cost using the effective interest method. For these financial instruments, the carrying amounts approximate fair value due to the short-term maturity of these instruments.

(xxi) Dividend

Proposed dividends and interim dividends payable to the shareholders are recognized as changes in equity in the period in which they are approved by the Board of Directors and in the shareholders' meeting respectively.

Notes to the Financial Statements
for the year ended March 31, 2023

Note 1 : Significant Accounting Policies Forming Part of Financial Statement

(xxii) Fair Value Measurement & Disclosure

The Company measures financial instruments, such as derivatives at fair value at each reporting date. Fair value is the price that would be received to sell an asset or paid to transfer a liability in an orderly transaction between market participants at the measurement date. The fair value measurement is based on the presumption that the transaction to sell the asset or transfer the liability takes place either:

- In the principal market for the asset or liability, or
- In the absence of a principal market, in the most advantageous market for the asset or liability

The principal or the most advantageous market must be accessible by the Company.

The fair value of an asset or a liability is measured using the assumptions that market participants would use when pricing the asset or liability, including assumptions about risk, assuming that market participants act in their economic best interest. A fair value measurement of a non-financial asset takes into account a market participant's ability to generate economic benefits by using the asset in its highest and best use or by selling it to another market participant that would use the asset in its highest and best use.

The Company uses valuation techniques that are appropriate in the circumstances and for which sufficient data are available to measure fair value, maximizing the use of relevant observable inputs and minimizing the use of unobservable inputs.

All assets and liabilities for which fair value is measured or disclosed in the financial statements are categorized within the fair value hierarchy, described as follows, based on the lowest level input that is significant to the fair value measurement as a whole:

- Level 1 - Quoted (unadjusted) market prices in active markets for identical assets or liabilities.
- Level 2 - Valuation techniques for which the lowest level input that is significant to the fair value measurement is directly or indirectly observable.
- Level 3 - Valuation techniques for which the lowest level input that is significant to the fair value measurement is unobservable.

For assets and liabilities that are recognized in the financial statements regularly, the Company determines whether transfers have occurred between levels in the hierarchy by re-assessing categorization (based on the lowest level input that is significant to the fair value measurement as a whole) at the end of each reporting period.

(xxiii) Revenue Recognition

Interest Income

Interest income is accounted on all financial assets (except company is not recognizing interest income on credit impaired financial assets) measured at amortized cost. Interest income is recognized using the Effective Interest

Notes to the Financial Statements
for the year ended March 31, 2023

Note 1 : Significant Accounting Policies Forming Part of Financial Statement

Rate (EIR) method in line with Ind AS 109, Financial Instruments. The Effective Interest Rate (EIR) is the rate that exactly discounts estimated future cash receipts through expected life of the financial asset to that asset's net carrying amount on initial recognition. The EIR is calculated by taking into account transactions costs and fees that are an integral part of the EIR in line with Ind AS 109. Interest income on credit impaired assets is recognized on receipt basis.

Rebate on account of timely payment of interest by borrowers is recognized on receipt of the entire interest amount due in time, in accordance with the terms of the respective contract and is netted against the corresponding interest income.

Unless otherwise specified, the recoveries from the borrowers are appropriated in the order of (i) incidental charges (ii) penal interest (iii) overdue interest and (iv) repayment of principal; the oldest being adjusted first. The recovery under One Time Settlement (OTS)/ Insolvency and Bankruptcy Code (IBC) proceedings is appropriated first towards the principal outstanding and remaining recovery thereafter, towards interest and other charges, if any.

Other Revenue

- Revenue (other than for those items to which Ind AS 109 Financial Instruments are applicable) are recognised as per Ind AS 115 - Revenue from contracts with customers outlines a single comprehensive model of accounting for revenue arising from contracts with customers. The Company recognizes revenue from contracts with customers based on the principle laid down in Ind AS 115 - Revenue from contracts with customers .
- Revenue from contract with customers is recognized to the extent it is probable that the economic benefits will flow to the Company and the revenue and costs, if applicable, can be measured reliably. Revenue is measured at the transaction price agreed under the Contract. Transaction Price excludes amounts collected on behalf of third parties (e.g., taxes collected on behalf of government) and includes/adjusted for variable consideration like rebates, discounts, only to the extent that it is highly probable that a significant reversal in the amount of cumulative revenue recognised will not occur when the uncertainty associated with the variable consideration is subsequently resolved.

Revenue from solar plant

Income from solar plant is recognised when the performance obligation are satisfied over time. Rebate given is disclosed as a deduction from the amount of gross revenue.

Revenue from Fees and Commission

- Revenue from Fee & Commission

Fees and commission are recognised on a point in time basis when probability of collecting such fees is established.

Notes to the Financial Statements
for the year ended March 31, 2023

Note 1 : Significant Accounting Policies Forming Part of Financial Statement

- Revenue from Implementation of Government Schemes & Projects

The company besides its own activities also acts as implementing agency on behalf of various Government / Non-Government Organizations on the basis of Memorandum of Understanding (MoU) entered into between the company and such organization. The details of such activities are disclosed by the way of Notes to the Financial Statements.

Wherever any funds are received under trust on the basis of such MoUs entered, the same is not included in Cash and Cash Equivalents and any income including interest income generated out of such funds belonging to such organizations is not accounted as revenue of the company.

Service charges earned from such schemes implemented by the company are recognised at a point in time basis when certainty of collecting such service charges is established.

(xxiv) Expense

Expenses are accounted for on accrual basis. Prepaid expenses upto ₹ 5,00,000/- per item are charged to Statement of Profit & Loss as and when incurred/adjusted/received.

Notes to the Financial Statements
for the year ended March 31, 2023

Note 2 : Cash and Cash Equivalents

(₹ in Lakhs)

Particulars	As at 31.03.2023	As at 31.03.2022
I. Cash and cash equivalents		
(A) Cash in hand	-	-
(B) Balances with Banks :-		
(a) Current Account with banks		
- In Indian Branches	4,084.12	7,785.57
- In Foreign Branches		
(i) In USD	2.72	2.51
(ii) In EURO	-	-
(b) Deposit Account		
Short term Deposits	-	4,401.25
(c) Savings Bank Account		
- In Indian Branches	157.47	909.56
(C) Cheques/DD on hand and Postage imprest	-	0.26
(D) In Overdraft Accounts	9,608.77	18.35
Total (A+B+C+D)	13,853.08	13,117.48

- There are no repatriation restrictions with respect to Cash and Cash equivalents as at the end of the reporting periods presented above.
- Also refer Note 38 (58 M) for disclosure regarding High Quality Liquid Assets (HQLA).

Note 3 : Bank balances other than included in Cash and Cash Equivalents

(₹ in Lakhs)

Particulars	As at 31.03.2023	As at 31.03.2022
a. Earmarked Balances with Banks		
A) In Current Account		
- Ministry of New & Renewable Energy (MNRE)	2.15	2.15
- MNRE GOI Fully Serviced Bond (Refer Note 38(32))	352.53	352.53
- IREDA (Interest on Bonds & Dividend a/c)	80.52	67.11
- MNRE / UNDP -IREDA Scheme Funds (Refer Note 38(31))	19,523.22	0.00
Sub total (A)	19,958.43	421.79
B) In Saving Account		
- IREDA National Clean Energy Fund (NCEF)	71.24	8,994.29
- MNRE / UNDP -IREDA Scheme Funds (Refer Note 38(31))	13,399.77	1,354.65
Sub total (B)	13,471.00	10,348.94

Notes to the Financial Statements
for the year ended March 31, 2023

(₹ in Lakhs)

Particulars	As at 31.03.2023	As at 31.03.2022
C) In Deposit Account (INR)		
- IREDA ¹	42.63	40.50
- MNRE	17.25	17.25
- MNRE GOI Fully Serviced Bond (Refer Note 38(32))	928.70	885.75
- IREDA National Clean Energy Fund (NCEF)	36,153.30	25,169.00
- MNRE / UNDP -IREDA Scheme Funds (Refer Note 38(31))	5,921.98	1,992.92
- Default Risk Reduction for Access to Energy Projects (KfW VI) ²	924.17	675.68
Sub total (C)	43,988.04	28,781.11
D) In Deposit Account (Forex)		
- Dollar Deposit (ADB)	-	-
Sub total (D)	-	-
Sub total (a)=(A+B+C+D)	77,417.47	39,551.85
b. Deposit Account (Original maturity more than 3 months)		
- INR Term Deposit	4,206.58	0.00
Sub total (b)	4,206.58	0.00
Total	81,624.05	39,551.85

The Company is the implementing agency for certain schemes of the Government Of India .The funds received for disbursement to various agencies under the scheme are kept in a separate bank account. The undisbursed funds for the scheme (including interest thereon, if any) are presented as designated funds of the Scheme . Refer Note 38 (31).

¹An amount of ₹ 42.63 Lakhs (As on 31.03.2022 : ₹ 40.50 Lakhs) kept as FDR including interest with Bank of Baroda, Bhikaji Cama Place New Delhi against two Bond holders payments i.e. M/s The Bengal Club Ltd and Ms. Maya M. Chulani as per the order dated 31.7.2009 passed in Civil Misc Writ petition No. 28928 of 2009 passed by the Hon'ble Allahabad High Court.

²Provided by KfW to cover up to 70% default risks of the overall 'Access to Energy' portfolio of the Comapny under KfW VI line of credit by establishment of a portfolio risk reserve account (PRRA). The said amount shall be utilised to recover up to 70% of outstanding debt service obligation of the borrower, after exhausting Debt Service Reserve Account (DSRA), upon being declared NPA.

Notes to the Financial Statements
for the year ended March 31, 2023

Note 5 : Receivables
Trade Receivables

(₹ in Lakhs)

Particulars	As at March 31, 2023	As at March 31, 2022
A Trade Receivables		
(a) Receivables considered good - Secured	-	-
(b) Receivables considered good - Unsecured	491.42	452.68
(c) Receivables which have significant increase in credit risk	-	-
(d) Receivables credit impaired	-	-
Sub Total (A)	491.42	452.68
Allowance for Impairment loss (B)	-	-
Total (A-B)	491.42	452.68

Trade Receivables ageing schedule
As at March 31, 2023

(₹ in Lakhs)

Particulars	Unbilled	Not Due	Outstanding for following periods from due date of payment					Total
			Less than 6 months	6 months-1 year	1-2 years	2-3 years	More than 3 years	
(i) Undisputed Trade receivables – considered good	331.19	-	160.19	-	-	0.04	-	491.42
(ii) Undisputed Trade Receivables – which have significant increase in credit risk	-	-	-	-	-	-	-	-
(iii) Undisputed Trade Receivables – credit impaired	-	-	-	-	-	-	-	-
(iv) Disputed Trade Receivables – considered good	-	-	-	-	-	-	-	-
(v) Disputed Trade Receivables – which have significant increase in credit risk	-	-	-	-	-	-	-	-
(vi) Disputed Trade Receivables – credit impaired	-	-	-	-	-	-	-	-

Notes to the Financial Statements
for the year ended March 31, 2023

As at March 31, 2022

(₹ in Lakhs)

Particulars	Unbilled	Not Due	Outstanding for following periods from due date of payment					Total
			Less than 6 months	6 months-1 year	1-2 years	2-3 years	More than 3 years	
(i) Undisputed Trade receivables – considered good*	272.61	-	180.03	-	0.04	-	-	452.68
(ii) Undisputed Trade Receivables – which have significant increase in credit risk	-	-	-	-	-	-	-	-
(iii) Undisputed Trade Receivables – credit impaired	-	-	-	-	-	-	-	-
(iv) Disputed Trade Receivables– considered good	-	-	-	-	-	-	-	-
(v) Disputed Trade Receivables – which have significant increase in credit risk	-	-	-	-	-	-	-	-
(vi) Disputed Trade Receivables – credit impaired	-	-	-	-	-	-	-	-

Disclosure is from the date of the transaction.
Refer Note 38(23) for details on unbilled dues.

Note 6 : Loans

(₹ in Lakhs)

Particulars	As at 31.03.2023	As at 31.03.2022
	At Amortised Cost	At Amortised Cost
A) Loans		
(i) Term Loans		
Term Loans	4,707,552.05	3,393,060.62
Interest Accrued and due on Loans	2,235.30	5,159.56
Liquidated Damages Accrued and due	26.92	125.38
Interest Accrued but not due on Loans	2,014.25	1,170.23
Front End Fee adjustment	(16,609.63)	(10,141.49)
Gross Term Loans at amortised cost	4,695,218.90	3,389,374.30

Notes to the Financial Statements
for the year ended March 31, 2023

(₹ in Lakhs)

Particulars	As at 31.03.2023	As at 31.03.2022
	At Amortised Cost	At Amortised Cost
(ii) Others		
Loans to constituents of MNRE	664.69	664.69
Interest Accrued and due on MNRE Loans	254.77	254.77
Loans to staff	1,749.89	826.31
Loans to related parties	-	12.00
Interest Accrued but not due on staff loans	255.90	175.01
Interest Accrued but not due on staff loans of Related Party	20.82	27.98
Total (A) - Gross Loans	4,698,164.96	3,391,335.06
Less: Impairment loss Allowance	75,472.64	73,890.29
Total (A) - Net Loans	4,622,692.33	3,317,444.77
(B) Sub-classification of above :		
Security-wise classification		
(i) Secured by tangible assets		
Term Loans	3,941,012.02	2,499,026.52
Loans to staff	1,749.89	826.31
Loans to related parties	-	12.00
Interest Accrued and due on Loans	2,235.30	5,159.56
Liquidated Damages Accrued and due	26.92	125.38
Interest Accrued but not due on Loans	2,270.15	1,345.24
Interest Accrued but not due on loans of related party	20.82	27.98
Loans to constituents of MNRE		
Loans to constituents of MNRE	664.69	664.69
Interest Accrued and due on MNRE Loans	254.77	254.77
(ii) Secured by intangible assets	-	-
(iii) Covered by Bank/Government Gurantees		
Term Loans Secured by Bank Guarantee /Government Gurantees	354,481.58	436,420.85
(iv) Unsecured		
Term Loans	395,448.82	447,471.76
Total (B) - Gross	4,698,164.96	3,391,335.06
Less: Impairment loss allowance	75,472.64	73,890.29
Total (B) - Net	4,622,692.33	3,317,444.77
(C) (I) Loans in India		
(i) Public Sector	1,263,995.26	1,147,658.47
(ii) Others	3,434,169.70	2,243,676.59

Notes to the Financial Statements
for the year ended March 31, 2023

(₹ in Lakhs)

Particulars	As at 31.03.2023	As at 31.03.2022
	At Amortised Cost	At Amortised Cost
Total (C) (I) Gross	4,698,164.96	3,391,335.06
Less: Impairment loss allowance	75,472.64	73,890.29
Total (C) (I) - Net	4,622,692.33	3,317,444.77
(C) (II) Loans outside India		
Less: Impairment loss allowance	-	-
Total (C) (II)- Net	-	-
Total C (I) and C(II)	4,622,692.33	3,317,444.77

Out of the total unsecured loans of ₹ 395,448.82 Lakhs as on 31.03.2023 (As on 31.03.2022 : ₹ 447,471.76 Lakhs), Loans amounting to ₹ 395,222.01 Lakhs as on 31.03.2023 (As on 31.03.2022 : ₹ 447,154.80 Lakhs) are secured by intangible security by way of exclusive charge on Default Escrow Account by earmarking unencumbered specific revenue stream for repayment of IREDA loans.

During the year, the Company has sent letters to borrowers, except where loans have been recalled or pending before court/NCLT, seeking confirmation of balances as at 31.03.2023 to the borrowers. Confirmations for 4.68% (previous year : 9.75%) of the said balances have been received. Out of the remaining loan assets amounting to ₹ 4,487,229.29 Lakhs (previous year : ₹ 3,062,319.72 Lakhs) for which balance confirmations have not been received, 82.63% loans (previous year : 68.80%) are secured by tangible securities, 12.69% (previous year : 31.20%) by way of Government Guarantee/ Loans to Government and balance are unsecured loans.

For Disclosures on Credit Risk, refer Note 38 (37).

Notes to the Financial Statements
for the year ended March 31, 2023

Note 7 : Investments

(₹ in Lakhs)

Particulars	As at 31.03.2023	As at 31.03.2022
(A) Investments		
Investment in associate measured at cost as per Ind AS 28		
Investment in MP Wind Farms Ltd. (having 24% equity)*	-	-
At Amortised Cost		
Investment in GOI Securities (Quoted) (6.67% GOI 2035 F.V. : ₹ 10,000.00 Lakhs)	9,930.26	9,926.84
Total - Gross (A)	9,930.26	9,926.84
(B) Sub-classification of above :		
(i) Investment outside India	-	-
(ii) Investment in India	9,930.26	9,926.84
Total (B)	9,930.26	9,926.84
Less: Allowance for Impairment loss (C)	-	-
Total - Net (D)=(A)-(C)	9,930.26	9,926.84

*(Refer Note No. 38(20) and 38(25))

Note 8 : Other Financial Assets

(₹ in Lakhs)

Particulars	As at 31.03.2023	As at 31.03.2022
Security Deposits	63.19	61.26
Advances to staff	640.46	499.89
Advances to related parties	18.75	25.00
Other receivables :		
FDRs - Borrowers	2,016.65	1,978.73
Commercial papers	6,899.11	6,899.11
Less: Impairment loss allowance on Commercial Papers	(6,899.11)	(6,899.11)
GEF -MNRE -United Nations Industrial Development Organisation (UNIDO) Project (Refer Note 38(31))	-	301.06
Others	441.52	316.15
TOTAL	3,180.56	3,182.09

Notes to the Financial Statements
for the year ended March 31, 2023

Note 9 :Current Tax Assets (Net)

(₹ in Lakhs)

Particulars	As at 31.03.2023	As at 31.03.2022
Prepaid Income Taxes (a)	194,656.78	169,195.33
Less : Provision for Income Tax (b)	180,264.36	156,210.81
Total (a-b)	14,392.42	12,984.52

Note 10 :Deferred Tax Assets/ Liability (Net)

(₹ in Lakhs)

Particulars	As at 31.03.2023	As at 31.03.2022
Profit and Loss section & OCI		
Deferred Tax Assets		
Provision for Indirect Tax and Other on Guarantee Commission	2,091.89	1,865.24
Provision for Service Tax and Other	295.67	277.20
Provision for Leave Encashment	175.45	167.26
Provision for Gratuity	-	-
Provision for Post Retirement Medical Benefit	348.41	290.31
Provision for Sick Leave	104.34	109.63
Provision for Baggage Allowance	5.44	5.29
Provision for Farewell Gift	2.77	2.71
Provision for Performance Incentive	305.39	202.02
Provision for Impairment	39,363.02	38,888.74
Front End Fee - deferred in Books	4,894.63	2,953.90
Sub total	47,587.00	44,762.30
Deferred Tax Liabilities		
Depreciation	4,574.95	4,907.50
Forex loss translation difference	12,850.32	7,589.05
Transaction cost of Bonds	61.37	59.87
Loans	0.18	-
Sub total	17,486.82	12,556.42
Total	30,100.18	32,205.88
Net deferred tax asset/(liability)	30,100.18	32,205.88

For movement of Deferred Taxes, refer Note 38(29)

Notes to the Financial Statements
for the year ended March 31, 2023

Note 11 : Investment Property

(₹ in Lakhs)

Particulars	Amount*
<u>Gross Block</u>	
Balance as at 01.04.2021	8.75
Additions	-
Less: Disposals/Sale/Transfer	-
Balance as at 31.03.2022	8.75
Additions	-
Less: Disposals/Sale/Transfer	-
Balance as at 31.03.2023	8.75
<u>Accumulated Depreciation</u>	
Balance as at 01.04.2021	4.50
Depreciation expense	0.70
Less: Eliminated on disposals/Sale/Transfer	-
Balance as at 31.03.2022	5.20
Depreciation expense	0.59
Less: Eliminated on disposals/Sale/Transfer	-
Balance as at 31.03.2023	5.78
<u>Carrying Amount</u>	
As at 31.03.2022	3.55
As at 31.03.2023	2.97

*Relates to Investment Property (Building - residential). Refer Note 38(19).

(₹ in Lakhs)

<u>Fair Value of Investment Property</u>	Amount
As at 31.03.2022	230.00
As at 31.03.2023	258.16

Note 12 : Property, Plant and Equipment

(₹ in Lakhs)

Particulars	Buildings		Plant and Machinery		Vehicles	Furniture and Fixtures	Office Equipment	Library	Total
	Office Space at Chennai	Solar plant	Solar plant	Computer					
Gross Block									
Balance as on 01.04.2021	129.93	2,239.49	29,391.30	572.34	55.89	92.93	65.91	0.02	32,547.81
Additions during the period	-	-	239.31	-	-	68.01	194.33	0.11	501.77
Adjustment / Reclassification	-	-	-	-	-	-	-	-	-
Amount of change due to revaluation	-	-	-	-	-	-	-	-	-
Less: Disposals/Sale/Transfer during the year	-	-	-	118.93	-	3.49	1.42	-	123.84
Balance as on 31.03.2022	129.93	2,239.49	29,391.30	692.73	55.89	157.45	258.81	0.13	32,925.74
Balance as on 01.04.2022	129.93	2,239.49	29,391.30	692.73	55.89	157.45	258.81	0.13	32,925.74
Additions during the period	-	-	-	58.91	73.98	78.67	251.06	0.05	462.66
Adjustment / Reclassification	-	-	-	-	-	-	-	-	-
Amount of change due to revaluation	-	-	-	-	-	-	-	-	-
Less: Disposals/Sale/Transfer during the year	-	-	-	16.75	41.76	14.88	22.73	-	96.12
Balance as on 31.03.2023	129.93	2,239.49	29,391.30	734.88	88.12	221.24	487.14	0.18	33,292.28
Accumulated Depreciation									
Balance as on 01.04.2021	42.77	526.30	6,854.34	376.94	41.22	52.64	15.94	0.02	7,910.18
Adjustment / Reclassification	-	-	-	-	-	-	-	-	-
Depreciation expense	8.28	132.77	1,729.11	193.47	4.33	12.19	40.70	0.11	2,120.96
Depreciation adjustment due to revaluation	-	-	-	-	-	-	-	-	-

Notes to the Financial Statements
for the year ended March 31, 2023

(₹ in Lakhs)

Particulars	Buildings		Plant and Machinery		Vehicles	Furniture and Fixtures	Office Equipment	Library	Total
	Office Space at Chennai	Solar plant	Solar plant	Computer					
Less: Eliminated on disposals/Sale/Transfer	-	-	-	112.79	-	3.03	0.22	-	116.04
Balance as on 31.03.2022	51.05	659.07	8,583.45	457.62	45.55	61.80	56.42	0.13	9,915.10
Balance as on 01.04.2022	51.05	659.07	8,583.45	457.62	45.55	61.80	56.42	0.13	9,915.10
Adjustment / Reclassification	-	-	-	-	-	-	1.74	-0.04	1.70
Depreciation expense	7.49	132.77	1,729.11	151.92	2.92	26.53	115.30	0.09	2,166.13
Depreciation adjustment due to revaluation	-	-	-	-	-	-	-	-	-
Less: Eliminated on disposals/Sale/Transfer	-	-	-	14.10	38.90	9.87	12.07	-	74.95
Balance as on 31.03.2023	58.55	791.84	10,312.56	595.44	9.56	78.46	161.39	0.18	12,007.98
Carrying Amount									
As on 31.03.2022	78.88	1,580.42	20,807.84	235.11	10.35	95.65	202.39	-	23,010.64
As on 31.03.2023	71.39	1,447.65	19,078.73	139.44	78.56	142.78	325.75	0.00	21,284.30

For information on Title deeds of Immovable Properties not held in name of the Company, refer Note 38(45).

Notes to the Financial Statements
for the year ended March 31, 2023

Note 13 : Capital Work-In-Progress (CWIP)

(₹ in Lakhs)

Particulars	Amount
Capital work in progress - Building	
Balance as on 01.04.2021	0.86
Additions during the year	12,832.42
Borrowing cost capitalised	-
Less: Transfer to Property Plant & Equipment/ Investment property	-
Balance as on 31.03.2022	12,833.28
Additions during the year	1,093.06
Borrowing cost capitalised	-
Less: Transfer to Property Plant & Equipment/ Investment property	-
Balance as on 31.03.2023	13,926.35

i) Ageing schedule of Capital-work-in progress (including the project whose completion is overdue)

(a) Capital-work-in progress (Within scheduled completion)

(₹ in Lakhs)

As at 31.03.2023	Amount in CWIP for a period of				
	Less than 1 year	1-2 years	2-3 years	More than 3 years	Total
Projects in progress	1,093.06	12,832.42	-	0.86	13,926.35
Projects temporarily suspended	-	-	-	-	-

(₹ in Lakhs)

As at 31.03.2022	Amount in CWIP for a period of				
	Less than 1 year	1-2 years	2-3 years	More than 3 years	Total
Projects in progress	12,832.42	-	-	0.86	12,833.28
Projects temporarily suspended	-	-	-	-	-

(b) Capital-work-in progress (completion overdue / exceeded cost compared to its original plan)

(₹ in Lakhs)

As at 31.03.2023	To be completed in			
	Less than 1 year	1-2 years	2-3 years	More than 3 years
Project 1	12,832.42	-	-	-
Project 2	-	-	-	-

Notes to the Financial Statements
for the year ended March 31, 2023

(₹ in Lakhs)

As at 31.03.2022	To be completed in			
	Less than 1 year	1-2 years	2-3 years	More than 3 years
Project 1	-	-	-	-
Project 2	-			

- i) The possession of the NBCC premises was delayed due to Public Interest Litigation (PIL) filed in the National Green Tribunal, thus not considered as delayed w.r.t. the original plan .
- ii) IREDA has taken over the possession of office space at NBCC Building, Kidwai Nagar on 06.07.21 & 2 residential flats at NBCC Building, Kidwai Nagar on 15.07.21. The MoU has been signed with NBCC-NSL limited on 27.7.2022 for award of interior work for IREDA office space.
- iii) The matter for payment of property tax is also under discussions with NDMC and upon finalisation of demand by NDMC for IREDA as well as other institutions, the same will be paid.

Note 14 : Right of use asset

(₹ in Lakhs)

Particulars	Amount		
	Buildings	Land	Total
Right of use Asset			
Gross Block			
Balance as on 01.04.2021	2,391.72	433.34	2,825.06
Additions during the year	-	-	-
Adjustment / Reclassification	-	-	-
Balance as on 31.03.2022	2,391.72	433.34	2,825.06
Additions during the year	-	-	-
Adjustment / Reclassification	-	-	-
Balance as on 31.03.2023	2,391.72	433.34	2,825.06
Accumulated Depreciation			
Balance as on 01.04.2021	854.13	9.08	863.22
Depreciation expense	178.10	18.45	196.54
Adjustment / Reclassification	-	-	-
Balance as on 31.03.2022	1,032.23	27.53	1,059.76
Depreciation expense	161.03	18.45	179.48
Adjustment / Reclassification	-	-	-
Balance as on 31.03.2023	1,193.26	45.98	1,239.24
Carrying Amount			
As on 31.03.2022	1,359.49	405.81	1,765.30
As on 31.03.2023	1,198.46	387.36	1,585.82

Refer Note 38(12) for details on right of use assets

Notes to the Financial Statements
for the year ended March 31, 2023

Note 15 : Intangible assets under development

(₹ in Lakhs)

Particulars	Amount*
Balance as on 01.04.2021	-
Additions during the year	311.16
Less : Transfer to intangible assets	-
Balance as on 31.03.2022	311.16
Additions during the year	174.41
Less : Transfer to intangible assets	-
Balance as on 31.03.2023	485.57

- i) Ageing schedule of Intangible assets under development (including the project whose completion is overdue)
(a) Intangible assets under development (Within scheduled completion)

(₹ in Lakhs)

As at 31.03.2023	Amount in Intangible asset underdevelopment for a period of				
	Less than 1 year	1-2 years	2-3 years	More than 3 years	Total
Projects in progress	174.41	311.16	-	-	485.57
Projects temporarily suspended	-	-	-	-	-

(₹ in Lakhs)

As at 31.03.2022	Amount in Intangible asset underdevelopment for a period of				
	Less than 1 year	1-2 years	2-3 years	More than 3 years	Total
Projects in progress	311.16	-	-	-	311.16
Projects temporarily suspended	-	-	-	-	-

- (b) Intangible assets under development (completion overdue / exceeded cost compared to its original plan)

(₹ in Lakhs)

As at 31.03.2023	To be completed in			
	Less than 1 year	1-2 years	2-3 years	More than 3 years
Implementation of ERP - D365	735.00	-	-	-
Project 2	-	-	-	-

Notes to the Financial Statements
for the year ended March 31, 2023

(₹ in Lakhs)

As at 31.03.2022	To be completed in			
	Less than 1 year	1-2 years	2-3 years	More than 3 years
Implementation of ERP - D365	682.80	-	-	-
Project 2	-	-	-	-

The project (Implementation of ERP - D365) was supposed to go live on 31.07.2021, but due reasons beyond the control of the Company (as COVID-19, high attrition in the consulting firm etc) the project got delayed. The same is expected to Go-Live in FY 2023-24.

Note 16 : Intangible assets

(₹ in Lakhs)

Particulars	Amount
<u>Gross Block</u>	
Balance as on 01.04.2021	43.99
Additions during the year	-
Amount of change due to revaluation	-
Less: Disposals/Sale/Transfer	-
Balance as on 31.03.2022	43.99
Additions during the year	0.59
Amount of change due to revaluation	-
Less: Disposals/Sale/Transfer	-
Balance as on 31.03.2023	44.58
<u>Accumulated Depreciation</u>	
Balance as on 01.04.2021	33.40
Amortisation expenses	6.11
Amortisation adjustment due to revaluation	-
Less: Eliminated on disposals/Sale/Transfer	-
Balance as on 31.03.2022	39.49
Amortisation expenses	3.64
Amortisation adjustment due to revaluation	-
Less: Eliminated on disposals/Sale/Transfer	-
Balance as on 31.03.2023	43.14
<u>Carrying Amount</u>	
As on 31.03.2022	4.50
As on 31.03.2023	1.44

Notes to the Financial Statements
for the year ended March 31, 2023

Note 17 : Other non financial assets

(₹ in Lakhs)

Particulars	As at 31.03.2023	As at 31.03.2022
Advance for capital expenditure	-	-
GOI Fully Serviced Bonds Money Receivable (Refer Note 38(32))	163,879.20	163,879.20
Other Receivables	1,171.05	216.92
Other Advances	8,692.13	116.69
Total	173,742.39	164,212.81

Note 18 : Payables

(₹ in Lakhs)

Particulars	As at 31.03.2023	As at 31.03.2022
Trade Payables		
(i) Total outstanding dues of micro enterprises and small enterprises	25.25	62.26
(ii) Total outstanding dues of creditors other than micro enterprises and small enterprises	465.90	454.69
Total	491.15	516.95

Trade Payables ageing schedule

As at March 31, 2023

(₹ in Lakhs)

Particulars	Unbilled	Not Due	Outstanding for following periods from due date of payment*				Total
			Less than 1 year	1-2 years	2-3 years	More than 3 years	
(i) Micro, Small and Medium Enterprises (MSME)	18.02	6.02	-	-	-	-	24.03
(ii) Others	88.26	147.91	196.93	-	-	-	433.10
(iii) Disputed dues – Micro, Small and Medium Enterprises (MSME)	-	-	-	-	1.22	-	1.22
(iv) Disputed dues - Others	-	-	-	-	-	32.80	32.80

*Where no due date of payment is specified in that case disclosure has been made from the date of the transaction.

Notes to the Financial Statements
for the year ended March 31, 2023

As at March 31, 2022

(₹ in Lakhs)

Particulars	Unbilled	Not Due	Outstanding for following periods from due date of payment*				Total
			Less than 1 year	1-2 years	2-3 years	More than 3 years	
(i) Micro, Small and Medium Enterprises (MSME)	57.05	2.11	-	-	-	-	59.16
(ii) Others	229.24	-	188.37	-	5.95	-	423.56
(iii) Disputed dues – Micro, Small and Medium Enterprises (MSME)	-	-	-	1.22	1.88	-	3.10
(iv) Disputed dues - Others	-	-	-	-	-	31.13	31.13

*Where no due date of payment is specified in that case disclosure has been made from the date of the transaction.

Note 19 :Debt Securities

(₹ in Lakhs)

Particulars	As at 31.03.2023	As at 31.03.2022
	At Amortised Cost	At Amortised Cost
Bonds:-		
(I) Taxfree Bonds - Non Convertible Redeemable Debentures (Secured)		
(Secured by pari-passu charge on Loans and Advances (book debts) of the company)		
(i) 8.16% Tax free Bonds (Series XIII Tranche-I-IA- 2013-14) (Repayable on 13.03.2024)	7,575.90	7,575.90
(ii) 8.41% Tax free Bonds (Series XIII Tranche-I-IB- 2013-14) (Repayable on 13.03.2024)	10,529.14	10,529.14
(iii) 7.17% Tax free Bonds (Series XIV Private IC- 2015-16) (Repayable on 01.10.2025)	28,400.00	28,400.00
(iv) 7.28 % Tax free Bonds (Series XIV Tranche-I-IA- 2015-16) (Repayable on 21.01.2026)	10,889.06	10,889.06
(v) 7.53 % Tax free Bonds (Series XIV Tranche-I-IB- 2015-16) (Repayable on 21.01.2026)	12,788.59	12,788.59

Notes to the Financial Statements
for the year ended March 31, 2023

(₹ in Lakhs)

Particulars	As at 31.03.2023	As at 31.03.2022
	At Amortised Cost	At Amortised Cost
(vi) 8.55% Tax free Bonds (Series XIII Tranche-I-IIA- 2013-14) (Repayable on 13.03.2029)	12,307.69	12,307.69
(vii) 8.80% Tax free Bonds (Series XIII Tranche-I-IIB- 2013-14) (Repayable on 13.03.2029)	23,455.08	23,455.08
(viii) 8.56% Tax free Bonds (Series XIII Tranche-I-IC- 2013-14) (Repayable on 27.03.2029)	3,600.00	3,600.00
(ix) 7.49 % Tax free Bonds (Series XIV Tranche-I-IIA- 2015-16) (Repayable on 21.01.2031)	88,426.52	88,426.52
(x) 7.74 % Tax free Bonds (Series XIV Tranche-I-IIB- 2015-16) (Repayable on 21.01.2031)	48,351.53	48,351.53
(xi) 8.55% Tax free Bonds (Series XIII Tranche-I-IIIA- 2013-14) (Repayable on 21.01.2034)	3,881.23	3,881.23
(xii) 8.80% Tax free Bonds (Series XIII Tranche-I-IIIB- 2013-14) (Repayable on 21.01.2034)	14,416.42	14,416.42
(xiii) 7.43 % Tax free Bonds (Series XIV Tranche-I-IIIA- 2015-16) (Repayable on 21.01.2036)	3,644.42	3,644.42
(xiv) 7.68 % Tax free Bonds (Series XIV Tranche-I-IIIB- 2015-16) (Repayable on 21.01.2036)	7,499.88	7,499.88
Sub-Total(A)	275,765.46	275,765.46
(II) Taxable Bonds - Non Convertible Redeemable Debentures (Secured)*		
(Secured by negative lien on Loans and Advances (Book Debts) of the company.)		
(i) 9.49% Taxable Bonds (Series IV- 2012-13) (Repayable on 04.06.2022)	-	30,000.00

Notes to the Financial Statements
for the year ended March 31, 2023

(₹ in Lakhs)

Particulars	As at 31.03.2023	As at 31.03.2022
	At Amortised Cost	At Amortised Cost
(ii) 8.44% Taxable Bonds (Series VA- 2013-14) (Repayable on 10.05.2023)	30,000.00	30,000.00
(iii) 9.02% Taxable Bonds (Series III- 2010-11 - Tranche II)(Repayable on 24.09.2025)	25,000.00	25,000.00
(iv) 8.12% Taxable Green Bonds (Series VI A - 2016-17) (Repayable on 24.03.2027)	20,000.00	20,000.00
(v) 8.05% Taxable Green Bonds (Series VI B - 2016-17) (Repayable on 29.03.2027)	50,000.00	50,000.00
(vi) 8.49% Taxable Bonds (Series VB- 2013-14) (Repayable on 10.05.2028)	20,000.00	20,000.00
(vii) 8.51% Taxable Bonds (Series VIIA- 2018-19) (Repayable on 03.01.2029) Less :Transaction Cost on above	27,500.00 16.79	27,500.00 18.99
	27,483.21	27,481.01
(viii) 8.47% Taxable Bonds (Series VIIB- 2018-19) (Repayable on 17.01.2029) Less :Transaction Cost on above	59,000.00 16.87	59,000.00 19.06
	58,983.13	58,980.94
(ix) 8% Taxable Bonds (Series IX A- 2019-20) (Repayable on 24.09.2029) Less :Transaction Cost on above	100,000.00 18.27	100,000.00 20.36
	99,981.73	99,979.64
(x) 7.40% Taxable Bonds (Series IX B- 2019-20) (Repayable on 03.03.2030) Less :Transaction Cost on above	80,300.00 35.46	80,300.00 39.28
	80,264.54	80,260.72

Notes to the Financial Statements
for the year ended March 31, 2023

(₹ in Lakhs)

Particulars	As at 31.03.2023	As at 31.03.2022
	At Amortised Cost	At Amortised Cost
Sub-Total(B)	411,712.61	441,702.30
(III) Taxable Bonds - Non Convertible Redeemable Debentures (Unsecured)*		
(i) 5.98% Taxable Bonds (Series XI A- 2021-22) (Repayable on 16.04.2025)	10,600.00	10,600.00
Less :Transaction Cost on above	0.59	0.86
	10,599.41	10,599.14
(ii) 7.46% Taxable Bonds (Series XII A- 2022-23) (Repayable on 12.08.2025)	64,840.00	-
Less :Transaction Cost on above	9.52	-
	64,830.48	-
(iii) 7.85% Taxable Bonds (Series XII B- 2022-23) (Repayable on 12.10.2032)	120,000.00	-
Less :Transaction Cost on above	17.67	-
	119,982.33	-
(iv) 7.79% Taxable Bonds (Series XII C- 2022-23) (Repayable on 07.12.2032)	51,500.00	-
Less :Transaction Cost on above	8.00	-
	51,492.00	-
(v) 7.94% Taxable Bonds (Series XII D- 2022-23) (Repayable on 27.01.2033)	150,000.00	-
Less :Transaction Cost on above	53.95	-
	149,946.05	-
Sub-Total(C)	396,850.27	10,599.14
IV) Masala Bonds (Unsecured)		
(i) 7.125% Green Masala Bond	-	195,000.00

Notes to the Financial Statements
for the year ended March 31, 2023

(₹ in Lakhs)

Particulars	As at 31.03.2023	As at 31.03.2022
	At Amortised Cost	At Amortised Cost
Less :Transaction Cost on above	-	153.03
	-	194,846.97
Sub-Total(D)	-	194,846.97
Total Bonds(A+B+C+D)	1,084,328.34	922,913.87
Debt securities in India	1,084,328.34	728,066.90
Debt securities outside India	-	194,846.97
Total	1,084,328.34	922,913.87

Notes :

- *The taxable bonds issued by IREDA have the clause in the Information Memorandum of respective bonds for the reissue of bonds.
- During the year ended 31.03.2023, the company has redeemed Taxable Bond Series IV 9.49% Taxable Bonds of ₹ 30,000.00 Lakh and 7.125% Green Masala Bond of ₹ 195,000.00 Lakh (year ended on 31.03.2022 : Nil). During the year ended 31.03.2023, the company has issued Series XII A, XII B, XII C and XII D of the Taxable Bonds for ₹ 386,340.00 Lakhs (year ended on 31.03.2022 : ₹ 10,600.00 Lakhs).

Notes to the Financial Statements
for the year ended March 31, 2023

Note 20 : Borrowings (Other than Debt Securities)

(₹ in Lakhs)

Particulars	As at 31.03.2023	As at 31.03.2022
	At Amortised Cost	At Amortised Cost
(a)Term Loans-		
(I)From Banks		
A. Term Loans - secured		
(i) From Kreditanstalt fuer Wiederaufbau (KfW) - Loan-V (Secured by pari-passu charge on the Loans and Advances (Book Debts)) (Repayment on half yearly basis starting from 30.12.2018 till 30.12.2027 in 16 installments of Euro 5,263,000 each and 3 installments of Euro 5,264,000 each)	47,163.17	53,470.35
(ii) From HDFC Bank Limited (HDFC) - Loan-III (Secured by Pari-passu charge on Loans and Advances (book debts) & receivables of the Company upto 90 days with 100% cover.) (Repayable in 12 equal quarterly instalments of ₹ 2,083.33 Lakhs each starting from 30.03.2023).	22,916.67	-
(iii) From HDFC Bank Limited (HDFC) - Loan-IV (Secured by Pari-passu charge on Loans and Advances (book debts) & receivables of the Company upto 90 days with 100% cover.) (Repayable in 12 equal quarterly instalments of ₹ 2,083.33 Lakhs each starting from 23.04.2023).	25,000.00	-
(iv) From State Bank of India (SBI) - Loan-IV (Secured by Pari-passu charge on Loans and Advances (book debts) & receivables of the Company upto 90 days with 100% cover.) (Repayable in 12 equal quarterly instalments of ₹ 2,083.33 Lakhs each starting from 22.07.2023).	250,000.00	-
(v) From Central Bank of India (CBI) - Loan II (Secured by first pari-passu charge on receivables of the company with security coverage of 100%) (Repayable in 12 equal quarterly instalments of ₹ 8,333.33 Lakhs each beginning from 27.06.2023)	100,000.00	-

Notes to the Financial Statements
for the year ended March 31, 2023

(₹ in Lakhs)

Particulars	As at 31.03.2023	As at 31.03.2022
	At Amortised Cost	At Amortised Cost
(vi) From Bank of India (BOI) - Loan IV- BOI (Secured by first pari-passu charge on receivables of the company with security coverage of 100%) (Repayable in 19 equal quarterly instalments of ₹ 5,263.15 Lakhs each beginning from 30.09.2023)	100,000.00	-
(vii) From NaBFID - Loan I- NaBFID (Secured by first pari-passu charge on receivables of the company with security coverage of 100%) (Repayable in 36 equal quarterly instalments of ₹ 8,333.33 Lakhs each beginning from 30.06.2024)	110,000.00	-
(viii) From PNB Bank - Loan IV- PNB (Secured by first pari-passu charge on receivables of the company with security coverage of 100%) (Repayable in 10 equal quarterly instalments of ₹ 13,600.00 Lakhs each beginning from 30.09.2023 and last instalments of ₹ 14,000.00 Lakhs.)	16,500.00	-
(ix) From IOB Bank - Loan I- IOB (Secured by first charge on pari-passu basis with other lenders under multiple banking arrangement on standard loan receivables of the company with minimum security coverage of 100%) (Repayable in 3 annual instalments , two of ₹ 33,333.33 Lakhs each and one for ₹ 33,333.34 Lakhs. First instalment due on 31.03.2024)	37,500.00	-
(x) From IDBI Bank -Term Loan Facility I (Secured by First Pari-Passu charge on receivables of the company with security coverage of 100%) (Repayable in 18 equal quarterly instalment of ₹ 2,777.77 Lakhs each beginning from 31.12.2023 and last instalment will be 31.3.2028)	30,000.00	-
(xi) From State Bank of India (SBI) - Loan-I* (Secured by first pari-passu charge by way of hypothecation of the Loans and Advances (Book Debts)of the Company subject to 100% of the loan amount)	25,000.00	45,000.00

Notes to the Financial Statements
for the year ended March 31, 2023

(₹ in Lakhs)

Particulars	As at 31.03.2023	As at 31.03.2022
	At Amortised Cost	At Amortised Cost
(Repayable in 20 equal quarterly instalments of ₹ 5,000.00 Lakhs each starting from 22.09.2019.)		
Less :Transaction Cost on above	0.73	2.12
	24,999.27	44,997.88
(xii) From State Bank of India (SBI-II) - Loan-II*	-	-
(Secured by first pari-passu charge by way of hypothecation of the Loans and Advances (Book Debts)of the Company subject to 100% of the loan amount)		
(Repayable in 20 equal quarterly instalments of ₹ 5,000.00 Lakhs each starting from 27.08.2021.)		
(xiii) From Asian Development Bank (ADB) - Loan-II	131,547.04	131,398.97
(Guaranteed by the Government of India)		
(Secured by pari-passu charge on the Loans and Advances (Book Debts))		
(Repayment on half yearly basis starting from 15.04.2020 till 15.10.2034 in 29 equal installments of US\$ 6,666,666.67 each and 30th installment of US\$ 6,666,666.57)		
(xiv) From Bank of India (BOI) - Loan-I	68,380.55	84,299.55
(Secured by first pari-passu charge on the receivables of the Company with security coverage of 100%)		
(Repayable in 21 equal quarterly instalments of ₹ 3,419 Lakhs each starting from 22.02.2023)		
(xv) From Bank of India (BOI) - II Tranch-A	42,105.26	50,000.00
(Secured by first pari-passu charge on the receivables of the Company with security covergae of 100%)		
(Repayable in 19 equal quarterly instalments of ₹ 2,631.57 Lakhs each starting from 30.09.2022)		
(xvi) From Punjab National Bank (PNB) - Loan-II	56,250.00	60,001.00
(Secured by first pari-passu charge on all present and future receivables of the Company with minimum security cover of 1 time of the outstanding loan amount.)		
(Repayable in 16 structured quarterly equal instalments. First installment of ₹ 3,751.00 Lakhs due on 21.03.2023 and remaining		

Notes to the Financial Statements
for the year ended March 31, 2023

(₹ in Lakhs)

Particulars	As at 31.03.2023	As at 31.03.2022
	At Amortised Cost	At Amortised Cost
installments of ₹ 3,750.00 Lakhs each starting from 21.06.2023.)		
(xvii) From State Bank Of India (SBI) - Loan-III Tranch-A (Secured by first pari-passu charge by way of hypothecation of the Loans and Advances (Book Debts)of the Company subject to 100% of the loan amount) (Repayable in 16 equal quarterly instalments of ₹ 12,635.00 Lakhs each starting from 29.12.2022 till 29.09.2026 and second last instalment on 29.12.2026 and final installment on 29.03.2027 of ₹ 6,285.00 Lakhs each) .	189,460.00	240,000.00
(xviii) From State Bank Of India (SBI) - Loan-III Tranch-B (Secured by first pari-passu charge by way of hypothecation of the Loans and Advances (Book Debts)of the Company subject to 100% of the loan amount) (Repayable in 16 equal quarterly instalments of ₹ 3,335.00 Lakhs each starting from 29.12.2022 till 29.12.2026 and final installment of ₹ 3,305.00 Lakhs on 29.03.2027)	53,330.00	-
(xix) From Kreditanstalt fuer Wiederaufbau (KfW) - Loan-VI (Secured by pari-passu charge on the Loans and Advances (Book Debts)) (Repayment on half yearly basis starting from 30.12.2021 till 30.06.2028 in 6 installments of Euro 1,428,000 each and 8 installments of Euro 1,429,000 each.)	14,082.73	12,549.62
(xx) From Bank of India (BOI) (Secured by first pari-passu charge on the receivables of the Company with security coverage of 100% .) (Repayable in 18 structured quarterly equal instalments of ₹ 6,111.11 Lakhs each starting from 30.06.2023)	110,000.00	-
(xxi) From Punjab National Bank (PNB) (Secured by first pari-passu charge on all present and future receivables of the Company with minimum security cover of 1 time of the outstanding loan amount). (Repayable in 16 structured quarterly equal instalments of ₹ 9,375 Lakhs each starting from 27.09.2023).	150,000.00	-

Notes to the Financial Statements
for the year ended March 31, 2023

(₹ in Lakhs)

Particulars	As at 31.03.2023	As at 31.03.2022
	At Amortised Cost	At Amortised Cost
(xxii) From Bank of India (BOI) - II Tranch-B (Secured by first pari-passu charge on the receivables of the Company with security coverage of 100%). (Repayable in 19 quarterly instalments. First instalments of ₹ 5,263.15 Lakhs on 30.09.2022 and 18 equal quarterly instalments of ₹ 1,318.71 Lakhs starting from 31.12.2022).	21,099.42	-
(xxiii) From Central Bank - I First pari-passu charge over book debts/receivables of the company by way of hypothecation to the extent of 100% of the principal amount (Repayable in 12 structured quarterly equal instalments of ₹ 8,333.33 Lakhs each starting from 29.03.2023).	91,666.67	-
(xxiv) Short Term Loan from State Bank of India (SBI) (Secured by first pari-passu charge on the receivables of the Company with security coverage of 100%, bullet repayment on 27.06.2023).	50,000.00	-
Sub total (A)	1,742,000.77	676,717.37
B. Term Loans - Unsecured		
(i) From Kreditanstalt fuer Wiederaufbau (KFW) - Loan-I (Guaranteed by the Government of India) (Repayment on half yearly basis starting from 30.12.2009 till 30.12.2039 in 28 installments of Euro 586,451.79 each, 32 installments of Euro 586,963.08 each and 1 installment of Euro 586,963 .)	17,882.30	17,887.91
(ii) From Kreditanstalt fuer Wiederaufbau (KFW) - Loan-III (Guaranteed by the Government of India) (Repayment on half yearly basis starting from 30.06.2020 till 30.12.2049 in 9 installments of Euro 332,000 each & 51 installments of Euro 333,000 each.)	16,110.55	15,783.15
(iii) From Kreditanstalt fuer Wiederaufbau (KFW) - Loan-IV (Guaranteed by the Government of India) (Repayment on half yearly basis starting from 30.06.2014 till	-	18,814.82

Notes to the Financial Statements
for the year ended March 31, 2023

(₹ in Lakhs)

Particulars	As at 31.03.2023	As at 31.03.2022
	At Amortised Cost	At Amortised Cost
30.12.2022 in 16 installments of Euro 11,111,000 each and 2 installments of Euro 11,112,000 each .)		
(iv) From Kreditanstalt fuer Wiederaufbau (KfW) - Loan-VII (Guaranteed by the Government of India) (Repayment on half yearly basis starting from 15.05.2023 till 15.05.2035 in 5 installments of USD 8,912,000 each, and 20 installment of USD 8,913,000 based on sanction amount of loan)	14,330.94	13,213.67
(v) From International Bank for Reconstruction and Development (IBRD)- Loan-III (Guaranteed by the Government of India) (Repayment on half yearly basis starting from 15.04.2022 till 15.10.2035 in 27 installments of US\$ 556,508.17each and 28th installment of US\$ 562,743.60) based on outstanding loan)	11,901.26	11,817.16
(vi) From International Bank for Reconstruction and Development (IBRD) Clean Technology Fund (CTF) -- Loan-III (Guaranteed by the Government of India) (Repayment on half yearly basis starting from 15.04.2027 till 15.10.2056 in 20 installments of US\$ 51,248.27 each and 40 installments of US\$ 102,496.55 each) based on outstanding loan)	4,213.47	3,884.97
(vii) From Karnataka Bank - I (Repayable in 10 instalments of Rs 45,45,00,000 each and 11th (last) quarterly instalment of Rs 45,50,00,000. First instalment due on 29.05.2023)	50,000.00	-
(viii) Short Term Loan from IDBI Bank (Interest @ 7.25% p.a., bullet repayment on 23.04.2023)	50,000.00	-
Sub total (B)	164,438.53	81,401.68
Total loan from banks (C=A+B)	1,906,439.31	758,119.06
(II) From Others		
D. Term loans - secured		
Sub total (D)	-	-

Notes to the Financial Statements
for the year ended March 31, 2023

(₹ in Lakhs)

Particulars	As at 31.03.2023	As at 31.03.2022
	At Amortised Cost	At Amortised Cost
E. Term loans - unsecured		
(i) From National Clean Energy Fund (NCEF) (Repayable in 33 - 40 structured quaterly instalments.)	4,765.80	5,821.67
(ii) From Agence Francaise De Developpement (AFD) - Loan-I (Guaranteed by the Government of India) (Repayment on half yearly basis starting from 31.07.2016 till 31.01.2031 in 30 installments of Euro 2,333,333.33 each .)	33,453.50	35,557.16
(iii) From Agence Francaise De Developpement (AFD) - Loan-II (Repayment on half yearly basis starting from 30.11.2019 till 30.05.2029 in 20 installments of Euro 5,000,000 each .)	58,244.94	63,494.93
(iv) From Japan International Cooperation Agency (JICA) - Loan-I (Guaranteed by the Government of India) (Repayment on half yearly basis starting from 20.6.2021 to 20.06.2041 in 1 installment of JPY 731,720,000 and 40 Installments of JPY 731,707,000 each .)	167,312.12	177,583.09
(v) From Japan International Cooperation Agency (JICA) - Loan-II (Guaranteed by the Government of India) (Repayment on half yearly basis starting from 20.03.2024 to 20.03.2044 in 1 installment of JPY 731,000,000 & 40 Installments of JPY 730,975,000 each .)	185,214.60	186,503.31
(vi) From European Investment Bank (EIB) - Loan-I (Guaranteed by the Government of India) (Tranche I - Repayment on half yearly basis starting from 26.09.2019 to 26.03.2035 in 32 installments of US\$ 662,000 each). (Tranche II - Repayment on half yearly basis starting from 15.07.2020 to 15.07.2036 in 32 installments of US\$ 1,999,636.36 each and 1 installment of US\$ 1,999,636.48). (Tranche III - Repayment on half yearly basis starting from 16.02.2021 to 15.08.2036 in 32 installments of US\$ 4,005,375 each).	146,365.24	145,062.44

Notes to the Financial Statements
for the year ended March 31, 2023

(₹ in Lakhs)

Particulars	As at 31.03.2023	As at 31.03.2022
	At Amortised Cost	At Amortised Cost
(vii) From European Investment Bank (EIB) - Loan-II (Tranche I - Repayment on half yearly basis starting from 27.02.2023 to 27.08.2035 in 25 instalments of US\$ 2,263,653.85 each and 1 instalment of US\$ 2,263,653.75). (Tranche II - Repayment on half yearly basis starting from 09.03.2024 to 09.09.2036 in 26 instalments of US\$ 4,200,740.74 each and 1 instalment of US\$ 4,200,740.76).	139,778.06	130,596.68
(viii) Loan from Government of India (Against International Development Agency (IDA) - Second Renewable Energy Project (INR Loan) (Repayment on half yearly basis starting from 15.10.2010 to 15.04.2035 in 20 installments of US\$ 625,000.00 each and 30 installments of US\$ 1,250,000.00 each payable in INR .)	25,692.78	25,584.90
(ix) From India Infrastructure Finance Company Limited (IIFCL) - Loan-I (Interest @ 5.60% p.a., bullet repayment on 26.03.2024.)	200,000.00	200,000.00
(x) From India Infrastructure Finance Company Limited (IIFCL) - Loan-II (Interest @ 5.86% p.a., bullet repayment on 24.08.2024) [#]	-	25,000.00
Sub-Total (E)	960,827.05	995,204.18
Total loans from others (F=D+E)	960,827.05	995,204.18
Total term loans (a=C+F)	2,867,266.36	1,753,323.24
(b)Loans repayable on demand :-		
Secured		
From Banks		
Bank of Baroda (Secured by First Pari Passu charge on the book debts and receivables related to standard assets, to the extent of 125% of the loan outstanding)	-	20,144.23
Sub Total (b)	-	20,144.23

Notes to the Financial Statements
for the year ended March 31, 2023

(₹ in Lakhs)

Particulars	As at 31.03.2023	As at 31.03.2022
	At Amortised Cost	At Amortised Cost
(c) FCNR(B) Demand Loans :-*		
Sub Total (c)	-	-
Grand Total (a+b+c)	2,867,266.36	1,773,467.47
Borrowings in India	1,853,973.64	730,264.33
Borrowings outside India	1,013,292.72	1,043,203.12
Total	2,867,266.36	1,773,467.45

- i) Foreign currency borrowings from various multilateral / bilateral agencies viz. ADB, World Bank , KfW, AFD, JICA and EIB have been converted into rupee and hedging of the same is done by undertaking plain vanilla swap transaction /currency interest rate swap / principal only swap etc. with various banks with whom IREDA has signed International Swaps and Derivative Association (ISDA) Master Agreement. These derivative transactions have been entered into with the participating bank for a maturity period which may be shorter than the maturity period of the loan. The hedging of the foreign currency loan has been carried out at various intervals and in multiple tranches based on the drawl under the lines of credit. In addition to the interest cost and other financial charges, due to hedging of foreign currency loans, these loans carry hedging/derivative cost, which is tranche wise as per the drawl under the line of credit, thus the applicable rate of interest on these lines of credit has not been disclosed above.
- ii) *With effect from 01.03.2021, the Term Loan Facility I and II from State Bank Of India were converted to FCNR(B) Demand Loan till 28.02.2022. The FCNR Loans had a fixed interest rate of 6.20% p.a. and other terms and conditions were same as that of erstwhile Term Loan Facility. After 28.02.2022, the FCNR Loans were converted back to Rupee Term Loan Facility.
- iii) The Company raises funds through various instruments including bonds. During the year, the Company has not defaulted in servicing of any of its debt service obligations whether for principal or interest .
- iv) Funds raised during the year have been utilised for the stated objects in the offer document/information memorandum/facility agreement.
- v) The company has not been declared as a wilful defaulter by any bank or financial institution or other lenders .
- vi) The statements of book debts filed by the Company with banks/ financial institutions are in agreement with the books of accounts.
- vii) #The loan From India Infrastructure Finance Company Limited (IIFCL) - Loan-II was pre-closed on 24.08.2022
- viii) Term Loans from banks/ financial institutions/ Govt. as mentioned in Note No. 20 have been raised at interest rates ranging from 5.60% to 8.30% payable on monthly/quarterly/semi annual rests.

Notes to the Financial Statements
for the year ended March 31, 2023

Note 21 : Subordinated Liabilities

(₹ in Lakhs)

Particulars	As at 31.03.2023	As at 31.03.2022
	At Amortised Cost	At Amortised Cost
A) Unsecured		
Other than Perpetual Debt Instruments / Preference Shares		
(i) 9.23% IREDA Taxable Unsecured	15,000.00	15,000.00
(Subordinated Tier-II Bonds-Series VIII- Repayable on 22.2.2029)		
Less :Transaction Cost on above	22.38	25.15
	14,977.62	14,974.85
(ii) 7.74% IREDA Taxable Unsecured	50,000.00	50,000.00
(Subordinated Tier-II Bonds - Sr-X- Repayable on 08.05.2030)		
Less :Transaction Cost on above	44.32	48.88
	49,955.68	49,951.12
Total(A)	64,933.29	64,925.97
B) Location -wise classification		
Subordinated Liabilities in India	64,933.29	64,925.97
Subordinated Liabilities outside India	-	-
Total(B)	64,933.29	64,925.97

Notes to the Financial Statements
for the year ended March 31, 2023

Note 22 :Other Financial Liabilities

(₹ in Lakhs)

Particulars	As at 31.03.2023	As at 31.03.2022
(a) National Clean Energy Fund (NCEF)	36,754.88	34,602.08
(b) Interest & Other Charges Accrued but not due on Borrowings	44,831.04	38,785.50
(c) Other Payables :		
MNRE Programme Funds	944.85	944.85
MNRE / UNDP -IREDA Scheme Funds (Refer Note 38(31))	2,061.40	3,344.23
GEF -MNRE -United Nations Industrial Development Organisation (UNIDO) Project (Refer Note 38(31))	256.94	255.14
Unclaimed Bond Interest *	80.52	67.11
Payable to NCEF	22.36	89.11
Lease Liability	433.40	459.45
Others	48,115.34	5,012.44
Total	133,500.73	83,559.91

*Out of the same, no amount is eligible to be transferred to Investor Education and Protection Fund.

Note 23 :Provisions

(₹ in Lakhs)

Particulars	As at 31.03.2023	As at 31.03.2022
Provision for Employee Benefits (Refer Note No. 38(8))		
-Provision for Leave Encashment	697.11	664.59
-Provision for Gratuity	-	-
-Provision for Post Retirement Medical Benefit (PRMB)	1,384.34	1,153.49
-Provision for Sick Leave	414.57	435.61
-Provision for Baggage Allowance	21.60	21.04
-Provision for Memento (Farewell Gift)	10.99	10.77
Others		
-Provision for Indirect Tax & other (on Guarantee Commission)	8,311.71	7,411.15
-Contingent provision on financial instruments (Loans)*	100,975.48	95,899.91
Total	111,815.80	105,596.56

*Including Non Fund Exposure and Except Stage 3 Provision.

Notes to the Financial Statements
for the year ended March 31, 2023

Note 24 :Other non-financial liabilities

(₹ in Lakhs)

Particulars	As at 31.03.2023	As at 31.03.2022
Revenue received in advance		
Front end fee received in advance	2,838.21	1,595.21
Other Advances		
Others	60.78	25.40
Others		
Provident fund payable	58.43	0.06
Statutory Dues	1,288.66	1,613.80
MNRE GOI Fully Serviced Bonds (including interest accrued) (Refer Note 38(32))	165,160.42	165,117.48
Sundry Liabilities -Interest Capitalisation (Funded Interest Term Loan)	2,942.77	5,452.00
Capital Grant from World Bank (Refer Note 38(44))	425.40	311.16
Default Risk Reduction Fund for Access to Energy Projects (KFW VI) [#]	924.17	675.68
Total	173,698.86	174,790.81

[#]Provided by KFW to cover up to 70% default risks of the overall access to energy portfolio of the Company under KFW VI line of credit by establishment of a portfolio risk reserve account (PRRA). The said amount shall be utilised to recover up to 70% of outstanding debt service obligation of the borrower, after exhausting DSRA, upon being declared NPA.

Note 25 :Equity Share Capital

(₹ in Lakhs)

Particulars	As at 31.03.2023	As at 31.03.2022
(A) Authorised Share Capital		
6,000,000,000 (Previous period 6,000,000,000) Equity Shares of ₹ 10 each	600,000.00	600,000.00
Total	600,000.00	600,000.00
(B) Issued, subscribed and fully paid up		
2,284,600,000 Equity Shares of ₹ 10 each fully paid up (Previous period : 2,284,600,000 Equity Shares of ₹ 10 each).	228,460.00	228,460.00
Fully Paid Up		
Total	228,460.00	228,460.00

Notes to the Financial Statements
for the year ended March 31, 2023

Reconciliation of the number of shares outstanding: -

(₹ in Lakhs)

Particulars	As at 31.03.2023		As at 31.03.2022	
	No. of shares	Amount	No. of shares	Amount
Equity Shares at the beginning of the year (of ₹10 each)	2,284,600,000	228,460.00	784,600,000.00	78,460.00
Add:- Shares issued & allotted during the year	-	-	1,500,000,000.00	150,000.00
Brought back during the year	-	-	-	-
Equity Shares at the end of the year (of ₹10 each)	2,284,600,000	228,460.00	2,284,600,000	228,460.00

Details of the shares held by each shareholder holding more than 5% shares:-

Particulars	As at 31.03.2023		As at 31.03.2022	
	No. of shares	% held	No. of shares	% held
Government of India	2,284,600,000	100	2,284,600,000	100

Details of Shares held by promoters at the end of the year

Particulars	As at 31.03.2023			As at 31.03.2022		
	No. of shares	% of total shares	% Change during the year	No. of shares	% of total shares	% Change during the year
Government of India	2,284,600,000	100	-	2,284,600,000	100	-

- 1 The Company has issued only one class of equity shares having face value of ₹ 10 per share.
- 2 Equity shareholders are entitled to receive dividends which is subject to approval in the ensuing Annual General Meeting, except in case of interim dividend.
- 3 Equity Shareholders have full voting rights with no restrictions.
- 4 The company has not, for a year of 5 years immediately preceding the balance sheet date :
 - a) issued equity share without payment being received in cash.
 - b) issued equity share by way of bonus share.
 - c) bought back any of its share.
- 5 The company has no equity share reserved for issue under options/contracts /commitment for the sale of shares or disinvestment .
- 6 Calls unpaid (showing aggregate value of calls unpaid by directors and officers): Nil
- 7 Forfeited shares (amount originally paid up): Nil
- 8 For Capital Management: Refer Note 38(38).
- 9 During the FY 2021-22 Government of India (GoI) had infused ₹ 150,000.00 Lakhs of equity contribution leading to increase in Equity Share Capital to 2,284.60 Lakhs . Refer Note 38(43).

Notes to the Financial Statements
for the year ended March 31, 2023

Note 26 : Other Equity*

(₹ in Lakhs)

Particulars	As at 31.03.2023	As at 31.03.2022
(a) Reserves and Surplus		
(i) Special Reserve	131,710.27	116,155.27
(ii) Debenture Redemption Reserve	39,797.48	35,168.37
(iii) General Reserve	191,048.33	142,298.33
(iv) Foreign Currency Monetary Item Translation Reserve (FCMITR)	(58,039.59)	(42,156.14)
(v) NBFC Reserve	46,182.69	28,882.69
(b) Retained Earnings	250.54	138.14
(c) Effective portion of Cash Flow Hedges		
(i) Cash Flow Hedge Reserve	14,107.22	17,864.65
Total Other Equity (a+b+c)	365,056.95	298,351.31

*For changes during the year refer to Statement of Changes in Equity.

Details of Other Equity is shown as below:

(₹ in Lakhs)

Particulars	As at 31.03.2023	As at 31.03.2022
Special Reserves		
Under Section 36(1)(viii) of the Income Tax Act 1961		
Balance at the beginning of the year	116,155.27	104,590.98
Add: Current year Transfer	15,555.00	11,564.29
Less: Written Back in Current year	-	-
Balance at the end of the year	131,710.27	116,155.27
Debenture Redemption Reserve		
Balance at the beginning of the year	35,168.37	30,539.26
Add: Current year Transfer	4,629.11	4,629.11
Less: Written Back in Current year	-	-
Balance at the end of the year	39,797.48	35,168.37
General Reserve		
Balance at the beginning of the year	142,298.33	107,798.33
Add: Current year Transfer	48,750.00	34,500.00

Notes to the Financial Statements
for the year ended March 31, 2023

Particulars	As at 31.03.2023	As at 31.03.2022
Less: Written Back in Current year	-	-
Balance at the end of the year	191,048.33	142,298.33
Foreign Currency Monetary Item Translation Reserve (FCMITR)		
Balance at the beginning of the year	(42,156.14)	(63,875.83)
Add: Additions during the year	(17,889.10)	17,133.73
Less: Amortisation during the year	(2,005.65)	(4,585.96)
Balance at the end of the year	(58,039.59)	(42,156.14)
NBFC Reserve(Section 45-IC of RBI Act 1934)		
Balance at the beginning of the year	28,882.69	16,182.69
Add: Additions during the year	17,300.00	12,700.00
Less: Amortisation during the year	-	-
Balance at the end of the year	46,182.69	28,882.69
Retained Earnings		
Retained earning at the beginning of the year	138.14	233.40
Add : Profit for the year	86,462.83	63,352.65
Add: Other Comprehensive Income	(116.32)	(54.52)
Less: Transfer to Special Reserve	15,555.00	11,564.29
Less: Transfer to Debenture Redemption Reserve	4,629.11	4,629.11
Less: Transfer to General Reserve	48,750.00	34,500.00
Less: Transfer to NBFC Reserve	17,300.00	12,700.00
Balance at the end of the year	250.54	138.14
Effective portion of Cash Flow Hedges		
Cash flow hedge reserve		
Balance at the beginning of the year	17,864.65	25,589.66
Effective Portion of gain/loss on hedging instrument	(5,021.14)	(10,323.14)
Less : Income Tax on above	1,263.72	2,598.13
Balance at the end of the year (Net of Taxes)	14,107.22	17,864.65
Total	365,056.95	298,351.31

Notes to the Financial Statements
for the year ended March 31, 2023

Nature and purpose of reserves

- 1 **Special Reserve** : Special reserve has been created to avail income tax deduction under section 36(1)(viii) of Income-Tax Act,1961 @ 20% of the profit before tax arrived from the business of providing long term finance .
- 2 **Debenture Redemption Reserve** : Debenture redemption reserve is created out of the Retained earnings for the purpose of redemption of Debentures/Bonds .This reserve remains invested in the business activities of the company.
- 3 **General Reserve** : General Reserve is used from time to time to transfer profits from retained earnings for appropriation purposes, as the same is created by transfer from one component of equity to another.
- 4 **Foreign Currency Monetary Item Translation Reserve (FCMITR)** : Foreign Currency Monetary Item Translation Difference Account represents unamortized foreign exchange gain/loss on Long-term Foreign Currency Borrowings that are amortized over the tenure of the respective borrowings. IREDA has adopted exemption of para D13AA of Ind AS 101, according to which a first-time adopter may continue the policy adopted for accounting for exchange differences arising from translation of long-term foreign currency monetary items recognised in the financial statements for the year ending immediately before the beginning of the first Ind AS financial reporting year as per the previous GAAP. Accordingly, all transactions in foreign currency are recorded at the exchange rate prevailing at the date of the transaction. The exchange differences arising on reporting of long-term foreign currency monetary items outstanding as on March 31,2018, at rate prevailing at the end of each reporting year, different from those at which they were initially recorded during the year, or reported in previous financial statements, are accumulated in a “Foreign Currency Monetary Item Translation Reserve Account” and amortized over the balance year of such long term monetary item, by recognition as income or expense in each of such years.Long-term foreign currency monetary items are those which have a term of twelve months or more at the date of origination
- 5 **Retained Earnings** : Retained earnings represent profits and items of other comprehensive income recognised directly in retained earnings earned by the Company less dividend distributions and transfer to and from other reserves.
- 6 **NBFC Reserve** : Reserve created u/s 45-IC(1) of Reserve Bank of India Act, 1934 represents transfer from retained earning @ 20 % of net profit after tax for the year .
- 7 **Effective Portion of Cash Flow Hedges** : The Company uses derivative instruments in pursuance of managing its foreign currency risk and interest rate risk associated on borrowings. For hedging foreign currency and interest rate risk, the Company uses foreign currency forward contracts, cross currency swaps and interest rate swaps. To the extent the derivative contracts designated under the hedge accounting are effective hedges, the change in fair value of the hedging instrument is recognised in ‘Effective Portion of Cash Flow Hedges’. Amounts recognised in such reserve are reclassified to the Statement of Profit or Loss when the hedged item affects profit or loss.

Notes to the Financial Statements
for the year ended March 31, 2023

Note 27 : Interest Income

(₹ in Lakhs)

Particulars	As at 31.03.2023	As at 31.03.2022
(i) Interest on Loans	329,758.55	265,805.73
Less : Rebate	1,895.46	1,325.23
Interest on Loans (Net)	327,863.08	264,480.50
(ii) Interest income on Investments		
-Interest on GOI Securities	670.42	197.38
-Interest on Commercial Papers	-	-
(iii) Interest on deposits with Banks		
-Short Term Deposit-INR	7,778.91	1,149.26
-Short Term Deposit-Foreign Currency	-	1.80
(iv) Other interest Income		
-Interest on SB A/c	19.10	4.49
(v) Differential interest	1,051.15	5,488.68
Total	337,382.67	271,322.13

Interest on Financial Assets measured at Amortised Cost

Note 28 : Fees and commission income

(₹ in Lakhs)

Particulars	As at 31.03.2023	As at 31.03.2022
Business Service Fees		
(i) Fee Based Income	2,189.59	8,467.59
(ii) Consultancy Fee	23.74	160.27
(iii) Gurantee Commission	807.39	1,393.60
Total business service fees (a)	3,020.72	10,021.46
Service Charge		
(i) Government Scheme Implementation	712.57	617.15
Total Service Charges - Government Scheme implementation (b)	712.57	617.15
Total (a+b)	3,733.28	10,638.61

Notes to the Financial Statements
for the year ended March 31, 2023

Note 29 : Net gain/(Loss) on fair value changes*

(₹ in Lakhs)

Particulars	As at 31.03.2023	As at 31.03.2022
Net gain/(Loss) on financial instruments at fair value through statement of profit and loss other than trading portfolio		
(i) Derivatives		
- Fair value changes on derivative cover taken for foreign currency loans	1,242.79	(147.35)
Fair Value changes:		
- Realised		
- Unrealised	1,242.79	(147.35)
Total Net gain/(loss) on fair value changes	1,242.79	(147.35)

*Fair Value changes in this schedule are other than those arising on account of accrued interest income/expenses.

Note 30 : Other Operating Income

(₹ in Lakhs)

Particulars	As at 31.03.2023	As at 31.03.2022
i) Revenue from Solar Power Plant*		
Sale of Power (a)	2,745.33	2,907.06
Less : Rebate to Customer (b)	54.91	58.14
Revenue from Solar Power Plant (Net) (c=a-b)	2,690.42	2,848.92
ii) Profit from Sale of Investments	-	188.64
iii) Bad debts recovered	3,148.32	1,138.99
Total (i+ii+iii)	5,838.75	4,176.55

*(Refer Note No. 38(23) and 38(24))

Notes to the Financial Statements
for the year ended March 31, 2023

Note 31 :Other Income

(₹ in Lakhs)

Particulars	As at 31.03.2023	As at 31.03.2022
Excess Provision Written off	-	6.55
Interest on staff loan	94.86	27.77
Profit on sale of PPE	-	0.24
Profit on sale of Investment in Associate (Refer Note 38(25))	-	12.00
Others	12.07	1,378.98
Total	106.93	1,425.54

Note 32 :Finance Cost*

(₹ in Lakhs)

Particulars	As at 31.03.2023	As at 31.03.2022
Interest on Borrowings	118,880.41	70,332.92
Interest on Debt Securities	74,669.99	71,681.80
Interest on Subordinated Liabilities	5,254.50	5,254.50
Other Borrowing Costs	9,824.44	11,151.81
Transaction cost on Borrowings	176.24	297.41
Interest on lease liability	38.24	6.69
Total	208,843.82	158,725.13

Finance Cost on Financial liabilities are measured at fair value through Amortised Cost

Note 33 : Net translation/ transaction exchange loss

(₹ in Lakhs)

Particulars	As at 31.03.2023	As at 31.03.2022
Net translation/ transaction exchange loss	396.92	3.03
Amortisation of FCMITR	2,005.65	4,585.96
Total	2,402.56	4,588.99

Notes to the Financial Statements
for the year ended March 31, 2023

Note 34 :Impairment on Financial assets

(₹ in Lakhs)

Particulars	As at 31.03.2023	As at 31.03.2022
Loans	6,657.91	17,989.84
Total	6,657.91	17,989.84

Impairment on Financial instruments measured at Amortised Cost
For more details Refer Note No. 38(37(ii))

Note 35 :Employee Benefits Expense

(₹ in Lakhs)

Particulars	As at 31.03.2023	As at 31.03.2022
Salaries and wages	5,177.13	4,693.32
Contribution to provident and other funds	492.48	783.50
Staff welfare expenses	573.54	397.41
Human Resource Development expenses	66.13	7.60
Total	6,309.29	5,881.83

Note 36 :Depreciation And Amortization Expense

(₹ in Lakhs)

Particulars	As at 31.03.2023	As at 31.03.2022
Depreciation on Property Plant and Equipment (PPE) (Refer Note No 12)	2,166.13	2,120.96
Amortisation of Intangible assets (Refer Note No 16)	3.64	6.11
Depreciation on Investment property (Refer Note No 11)	0.59	0.70
Amortisation of Right to use asset (Refer Note No 14)	179.48	196.54
Total	2,349.84	2,324.31

Notes to the Financial Statements
for the year ended March 31, 2023

Note 37 : Other expenses

(₹ in Lakhs)

Particulars	As at 31.03.2023	As at 31.03.2022
Rent, taxes and power	1,481.29	8,768.82
Repairs and maintenance	592.91	609.60
Communication Costs	127.84	58.16
Printing and stationery	54.02	32.52
Advertisement and publicity	1,870.93	393.91
Director's fees, allowances and expenses	45.60	5.80
Auditor's fees and expenses (Refer Note No 38(28))	49.61	46.07
Legal and Professional charges	1,146.24	476.47
Insurance	24.21	11.92
Bad debts	800.46	1,301.96
Credit rating expenses	169.63	198.02
Loss on sale of PPE	13.01	4.33
Other expenditure	742.89	1,663.32
Total	7,118.64	13,570.90

Notes to the Financial Statements
for the year ended March 31, 2023

NOTE 38 : NOTES TO ACCOUNTS

1. Company Overview

The company is a Government Company registered with the Reserve Bank of India (RBI) as a Non-Banking Financial Company (NBFC). Any direction issued by RBI or other regulator are implemented as and when they become applicable. In terms of RBI Master Direction DNBR. PD. 008/03.10.119/2016-17 dated 01.09.2016, as amended IREDA is a “Systemically important non-deposit taking non-banking financial company”. The registered address of the company is 1st Floor, India Habitat Centre, East Court, Core-4A, Lodhi Road, New Delhi -110003.

On 22.10.21 RBI introduced Scale Based Regulation (SBR) Framework for NBFCs. As per this framework Government owned NBFCs are still in the transition period and therefore decided not to subject them to the Upper Layer regulatory framework at this juncture and till that time the guidelines as applicable for the NBFC-Middle Layer (ML) shall be applicable to the Company. This framework has come into force from 01.10.2022. Furthermore, IREDA has been granted the status of Infrastructure Finance Company (IFC) by RBI vide letter dated 13.03.2023.

Various Non-Convertible Debt Securities of the Company are listed on National Stock Exchange of India Limited (NSE) and/or BSE Limited (formerly known as Bombay Stock Exchange). The Green Masala Bonds (matured on 10.10.2022) were listed on London Stock Exchange, Singapore Stock Exchange and NSE IFSC Limited (NSE International Exchange).

The Balance Sheet, the statement of change in equity and the statement of profit and loss are presented in the format prescribed under Division III of Schedule III of the Companies Act 2013 for NBFC that are required to comply with Ind AS. The statement of cash flow has been presented as per the requirement of Ind AS 7 – Statement of Cash Flows.

2. Disclosure in respect of Indian Accounting Standard (Ind AS)-36 “Impairment of assets”

The Company, at each balance sheet date, assesses whether there is any indication of impairment of any asset and/or cash generating unit. If such indication exists, assets are impaired by comparing carrying amount of each asset and/or cash generating unit to the recoverable amount being higher of the net selling price or value in use. Value in use is determined from the present value of the estimated future cash flows from the continuing use of the assets. The Company has no impairment loss during the current and previous reporting year.

Notes to the Financial Statements
for the year ended March 31, 2023

3. Disclosure in respect of Indian Accounting Standard (Ind AS)-37 "Provisions, Contingent Liabilities and Contingent Assets"

(A) Contingent Liabilities:

(₹ in Lakhs)

Particulars	As at 31.03.2023	As at 31.03.2022
a) Claims against the company not acknowledged as debt		
a) Taxation Demands:		
Income Tax cases ¹	23,776.48	21,212.06
Service Tax and Goods & Service Tax (GST) cases ²	21,492.48	19,993.88
ii) Others ³	348.69	303.61
b) Guarantees excluding financial guarantees		
i. Guarantees	48,611.41	66,803.82
ii. Letter of comfort / Payment Order Instrument issued and outstanding	136,654.23	78,579.23
c) Other money for which the company is contingently liable		
i. Property tax in respect of office building at India Habitat Centre (Refer Note 38(26))	Undeterminable	Undeterminable

¹Income Tax (Income Tax Cases – AY 1998-99 – AY 2009-10):

This includes Income Tax cases for AY 1998-99 to AY 2002-03 were referred back on the direction of Hon'ble High Court of Delhi to Hon'ble ITAT and Hon'ble ITAT to the Assessing Officer and Income Tax cases for AY 2003-04 to AY 2009-10 were referred back on the direction of Hon'ble ITAT to the Assessing Officer (referred as AO). The AO had not passed the order on these cases within the statutory time limit prescribed under the Act. Earlier the company had deposited the taxes under protest on the basis of demand raised for the aforementioned Assessment Years.

In view of the foregoing, the demands paid over and above the tax payable as per returns filed became refundable. Accordingly, during Financial Year 2018- 19, a Writ petition has been filed with Hon'ble High Court to issue the necessary directions to the department to grant the refund for the aforementioned years. The Hon'ble High Court at Delhi had passed an interim order as under– "In the meanwhile, the respondents are permitted to proceed and complete the assessment orders and not give effect to it or take any coercive action." Final decision in the matter is still pending.

²Service Tax and Goods & Service Tax (GST) cases

The Company had received of Notice of Demand/Order from the Commissioner, Adjudication, Central Tax, GST Delhi East vide no GST-15/Adju/DE/IREDA/71/2017-18/3706-08 dated 15.03.2022 creating demands on IREDA amounting to ₹ 11,709.11 Lakhs for Financial year 2012-13 to 2015-16. Although the company contends that entire demand is barred by limitation, it has provided for ₹ 1,174.80 Lakhs (previous year ₹ 1,101.41 Lakhs) including interest on conservative basis. Based on law and facts in the matter, Service Tax demand (including interest) of ₹ 21,492.48 Lakhs (previous year ₹ 19,993.88 Lakhs) has been disclosed as contingent liability.

Further, since the company is a government enterprise, no mala fide intention can be attributed to it and thus, extended period of limitation ought not to be invoked based on certain decisions of Hon'ble Supreme Court in such cases and hence the penalty has not been considered for disclosure as a contingent liability. The company has filed an appeal with CESTAT, New Delhi on 15.06.2022 in the matter.

Notes to the Financial Statements
for the year ended March 31, 2023

The company has also received order no. DE/NP/R-174/GST/ADC(NR)/005/2022-23 dated 28.02.2023 from the office of Additional Commissioner, Adjudication, Central Tax, GST Delhi East on recovery of GST on Guarantee Fee Paid to Government under Reverse Charge basis for the period: 01.07.2017 To 26.07.2018 raising a demand of Rs. 1,525.08 Lakhs towards Tax, Rs. 1,525.58 Lakhs towards penalty and applicable interest thereon. While the Company is in the process of filing an appeal against the same, requisite provision towards the Tax and interest thereon has already been made in the books of accounts, but the penalty has not been considered for disclosure as contingent liability as explained above.

³Includes Penalty for ₹ 2.62 Lakhs imposed by Ministry of Corporate Affairs (MCA) w.r.t. non-appointment of Woman Director (Refer 58(G)). The company being a government company has no control over appointment of directors and hence the same has not been considered for provision. Also includes cases pending before Hon'ble High Court of Delhi in the form of Writ Petition against the order of disciplinary authority for dismissal of staff from service of IREDA. There is no interim order in this matter.

b) Contingent Assets: Undeterminable* (previous year: Undeterminable*).

*The Madras High Court vide its order dated 29.03.2022, regarding recovery proceedings against Arunachalam Sugar Mills Ltd. (ASML), enabled the Company to dispose off+-- the assets of ASML for ₹ 710.00 Lakhs plus Goods & Services Tax (GST) of 18%. The Company has already recovered ₹ 177.50 Lakhs against the said sale along with GST amounting to ₹ 127.80 Lakhs, which was duly deposited by the Company. The company also received ₹ 23.11 Lakhs against the remaining outstanding of ₹ 532.50 Lakhs through the order of the honourable court. The balance of ₹ 509.39 Lakhs is with the official liquidator (OL) who was directed by the honourable court to call upon secured creditors and settle charges in favor the workmen (which are still undetermined) before transmitting the balance to the Company. The Company had ₹ 0.40 Lakhs outstanding (Actual principal outstanding is ₹ 4,840.12 lakhs) in its books of accounts against an equivalent provision being a NPA loss asset.

IREDA is taking appropriate steps to sell the immovable assets pertaining to M/s Arunachalam Sugar Mills Ltd., which is charged to IREDA valued at Rs. 2,850 lakhs through Hon'ble High Court vide order dated 31.03.2023 through open public auction.

4. Commitments

(₹ in Lakhs)

Particulars	As at 31.03.2023	As at 31.03.2022
Capital Commitments:		
Estimated amount of contracts remaining to be executed on capital account	1,299.53	682.80

5. There are no Micro and Small Enterprises, to whom the Company owes dues, which are outstanding for more than 45 days as on 31.03.2023 (as on 31.03.2022: ₹ Nil). This information as required to be disclosed under the Micro, Small and Medium Enterprises Development Act, 2006 has been determined to the extent such parties have been identified on the basis of information available with the Company.

Notes to the Financial Statements
for the year ended March 31, 2023

(₹ in Lakhs)

Sl.	Particulars	As at 31.03.2023	As at 31.03.2022
1	Principal amount remaining unpaid as on year end	25.25	62.26
2	Interest due thereon remaining unpaid as on year end	-	-
3	Interest paid by the company in terms of Section 16 of Micro, Small and Medium Enterprises Development Act, 2006, along with the amount of the payment made to the supplier beyond the appointed day during the year	-	-
4	Interest due and payable for the year of delay in making payment but without adding the interest specified under Micro, Small and Medium Enterprises Development Act, 2006	-	-
5	Interest accrued and remaining unpaid as on year end	-	-
6	Interest remaining due and payable even in the succeeding years, until such date when the interest due as above are actually paid to the small enterprises, for the purpose of disallowance of a deductible expenditure under section 23 of the Micro, Small and Medium Enterprises Development Act, 2006.	-	-

6. Disclosure in respect of Indian Accounting Standard (Ind AS)-21 "The Effects of changes in Foreign Exchange Rates"

(₹ in Lakhs)

Particulars	Year ended 31.03.2023	Year ended 31.03.2022
	Debit/(Credit)	Debit/(Credit)
The amount of exchange differences net debited/(credited) to the Statement of Profit & Loss	2,402.56	4,589.00
The amount of exchange differences net debited/(credited) to the Other Comprehensive Income	22,058.82	(333.53)

7. Disclosure in respect of Indian Accounting Standard (Ind AS)-23 "Borrowing Costs"

₹ Nil (previous year: ₹ Nil)

8. Disclosure in respect of Indian Accounting Standard (Ind AS)-19 "Employee Benefits"**General description of various defined employee's benefits schemes is as under:**

- **Provident Fund:** During the year ended 31.03.2023, the company has recognized an expense of ₹ 251.41 Lakhs (previous year : ₹ 519.69 Lakhs) in respect of contribution to Provident Fund at predetermined fixed percentage of eligible employees' salary and charged to statement of profit and loss which includes contribution of ₹ Nil Lakhs (previous year : ₹ 291.47 Lakhs) as per sub- clause no. 28 of clause number 27AA i.e. terms and conditions of exemption of The Employees' Provident Funds Scheme, 1952 towards loss to the trust due to diminution in the value of the investment . Any amount (if recovered) by the IREDA's PF Trust shall be refunded

Notes to the Financial Statements
for the year ended March 31, 2023

to the company. In view of recent order of the Hon'ble Supreme Court dated 4.11.2022, the company has given its employees, opportunity to exercise the joint option for EPS 1995 pension on actual / higher salary basis.

- **National Pension Scheme /Superannuation Benefit Fund (Defined Contribution Fund):** During the year ended 31.03.2023, the company has recognized an expense of ₹ 185.57 Lakhs in respect of contribution to National Pension Scheme (NPS) (previous year: ₹ 156.29 Lakhs in respect of contribution to National Pension Scheme (NPS)) at predetermined fixed percentage of eligible employees' salary and charged to statement of profit and loss.

Other Benefits:

- **Earned Leave benefit (EL):** Accrual 30 days per year. Encashment 2 times in a calendar year while in service. Encashment on retirement or superannuation maximum 300 days inclusive of HPL. For the year ended 31.03.2023 the company has provided ₹ 72.75 Lakhs (previous year : ₹ 174.44 Lakhs as income) towards earned leave as per actuarial valuation and company's best estimates.
- **Half Pay Leave benefit (HPL):** Accrual 10 full days per year. No encashment while in service. Encashment on retirement or superannuation maximum 300 days inclusive of EL. For the year ended 31.03.2023 the company has provided ₹ 37.93 Lakhs (previous year: ₹ 56.03 Lakhs) towards sick leave as per actuarial valuation and company's best estimates.
- **Gratuity:** Accrual of 15 days salary for every completed year of service. Vesting period is 05 years, and the payment is limited to 20 Lakhs subsequent to the pay revision applicable from 01.01.2017. As per actuarial Valuation and company's best estimates for the year ended 31.03.2023, towards gratuity is ₹ 1,114.80 Lakhs (previous year: ₹ 1,115.77 Lakhs) for on roll employee, whereas the assets held of ₹ 1,188.83 against the liability of ₹ Nil Lakhs (previous year: ₹ 1,167.44 Lakhs against the liability of ₹ 1,110.95 Lakhs). The expenses charged during the year is ₹ 60.17 Lakhs (previous year: ₹ 72.93 Lakhs)
- **Post-Retirement Medical Benefit (PRMB):** The Company contributes to the defined benefit plans for Post-Retirement Medical Scheme using projected unit credit method of actuarial valuation. Under the scheme eligible ex-employees and eligible dependent family members are provided medical facilities. As per Actuarial Valuation company's best estimates for year ended 31.03.2023 towards the PRMB, the company has provided ₹ 136.22 Lakhs (previous year : ₹ 220.06 Lakhs).
- **Baggage Allowance:** At the time of superannuation, employees are entitled to settle at a place of their choice, and they are eligible for Baggage Allowance. As per actuarial Valuation and company's best estimates for the year ended 31.03.2023, towards Baggage Allowance the company has provided ₹ 2.82 Lakhs (previous year : ₹ 3.45 Lakhs).
- **Farewell Gift:** At the time of superannuation of employees, company provides farewell gift to employee as per policy framed for this purpose. Value of gift is determined on the basis on designation of the superannuating employee. During the year ended 31.03.2023, the company has provided towards the Farewell Gift ₹ 1.32 Lakhs due to decrease in liability (previous year : ₹ 11.07 Lakhs).

Notes to the Financial Statements
for the year ended March 31, 2023

The summarized position of various defined benefits recognized in the Statement of Profit & Loss, Other Comprehensive Income (OCI) and Balance Sheet & other disclosures are as under:

❖ **Change in the Present value of the obligation**

(₹ in Lakhs)

Particulars	Year ended	Gratuity	Sick Leave	Earned Leave	Baggage	PRMB	Farewell Gift
		(Funded)	(Un Funded)				
Present Value of Obligation as on the beginning	31.03.2023	1157.04	435.61	703.71	21.04	1153.49	10.77
	31.03.2022	1,017.25	379.58	525.70	17.59	994.19	9.94
Interest Cost	31.03.2023	80.56	31.45	47.98	1.52	83.28	0.78
	31.03.2022	69.48	25.77	35.70	1.19	66.61	0.51
Current service cost	31.03.2023	58.32	30.42	73.46	1.30	52.95	0.55
	31.03.2022	56.10	28.87	74.00	1.37	47.49	0.59
Past Service cost	31.03.2023	-	-	-	-	-	-
	31.03.2022	-	-	-	-	-	-
Benefits Paid	31.03.2023	(127.13)	(58.97)	(79.37)	(0.84)	(57.19)	(1.40)
	31.03.2022	-	-	(35.55)	-	(60.75)	-
Actuarial Loss/(gain) on obligations	31.03.2023	(53.99)	(23.94)	(48.68)	(2.26)	151.81	(0.29)
	31.03.2022	(27.06)	1.88	64.74	0.88	105.95	(0.28)
Present Value of obligation at End	31.03.2023	1114.80	414.57	697.11	21.60	1384.34	10.99
	31.03.2022	1,115.77	435.61	664.59	21.04	1,153.49	10.77

❖ **Change in Fair Value of Planned assets**

(₹ in Lakhs)

Particulars	Year ended	Gratuity	Sick Leave	Earned Leave	Baggage	PRMB	Farewell Gift
		(Funded)	(Un Funded)				
Fair value of plan assets at the beginning	31.03.2023	1167.44	-	-	-	-	-
	31.03.2022	1,019.80	-	-	-	-	-
Difference in opening fund	31.03.2023	-	-	-	-	-	-
	31.03.2022	-	-	-	-	-	-
Actual Return on Plan assets	31.03.2023	84.29	-	-	-	-	-
	31.03.2022	71.35	-	-	-	-	-
Mortality Charges	31.03.2023	(4.84)	-	-	-	-	-
	31.03.2022	(1.16)	-	-	-	-	-
Employer contributions	31.03.2023	69.07	-	-	-	-	-
	31.03.2022	71.35	-	-	-	-	-
Benefits paid	31.03.2023	(127.13)	-	-	-	-	-
	31.03.2022	-	-	-	-	-	-
Fair value of plan assets at the end	31.03.2023	1,188.84	-	-	-	-	-
	31.03.2022	1,167.44	-	-	-	-	-

Notes to the Financial Statements
for the year ended March 31, 2023

❖ Amount recognized in balance sheet

(₹ in Lakhs)

Particulars	Year ended	Gratuity	Sick Leave	Earned Leave	Baggage	PRMB	Farewell Gift
		(Funded)	(Un Funded)				
Estimated present value of obligations at the end	31.03.2023	1,114.80	414.56	697.10	21.60	1,384.34	10.99
	31.03.2022	1,115.77	435.61	664.59	21.04	1,153.49	10.77
Fair value of plan assets as on the end	31.03.2023	1,188.84	-	-	-	-	-
	31.03.2022	1,167.44	-	-	-	-	-
Net Liability recognized in balance sheet	31.03.2023	-	(414.56)	(697.10)	(21.60)	(1,384.34)	(10.99)
	31.03.2022	-	(435.61)	(664.59)	(21.04)	(1,153.49)	(10.77)

❖ Amount Recognized in Statement of Profit and Loss

(₹ in Lakhs)

Particulars	Year ended	Gratuity	Sick Leave	Earned Leave	Baggage	PRMB	Farewell Gift*
		(Funded)	(Un Funded)				
Current service cost	31.03.2023	58.32	30.42	73.46	1.30	52.95	0.55
	31.03.2022	56.10	28.37	74.00	1.37	47.49	0.59
Past Service Cost including curtailment Gain / Losses	31.03.2023	-	-	-	-	-	-
	31.03.2022	-	-	-	-	-	-
Interest cost	31.03.2023	80.56	31.45	47.98	1.52	83.28	0.78
	31.03.2022	69.48	25.77	35.70	1.19	66.61	0.51
Expected return on plan asset	31.03.2023	84.29	-	-	-	-	-
	31.03.2022	69.65	-	-	-	-	-
Net actuarial (Gain) / loss recognized	31.03.2023	-	(23.93)	(48.68)	(2.26)	(151.81)	(0.29)
	31.03.2022	-	1.88	64.74	-	-	-
Expense Recognised in the income statement	31.03.2023	54.59	37.93	72.76	2.82	136.23	1.33
	31.03.2022	106.63	56.03	174.44	2.57	114.10	1.10
Amount Recognised in the Other Comprehensive Income	31.03.2023	5.59	-	-	2.26	(151.81)	(0.29)
	31.03.2022	(33.70)	-	-	(0.88)	(105.95)	0.28

Notes to the Financial Statements
for the year ended March 31, 2023

❖ **Actuarial Assumption**

Particulars	Year ended	Gratuity	Sick Leave	Earned Leave	Baggage	PRMB	Farewell Gift
		(Funded)	(Un Funded)				
Discount rate	31.03.2023	7.38%	7.38%	7.38%	7.38%	7.38%	7.38%
	31.03.2022	7.22%	7.22%	7.22%	7.22%	7.22%	7.22%
Rate of salary increase	31.03.2023	6.50%	6.50%	6.50%	6.50%	6.50%	
	31.03.2022	6.50%	6.50%	6.50%	6.50%	6.50%	
Method used	31.03.2023	PUC	PUC	PUC	PUC	PUC	PUC
	31.03.2022						

❖ **Sensitivity Analysis of the defined benefit obligation**

(₹ in Lakhs)

A) Impact of the change in discount rate	Gratuity	Sick Leave	Earned Leave	Baggage	PRMB	Farewell Gift
Present value of obligation at the end of the year	1,114.80	414.57	697.10	21.60	1,384.34	10.99
Impact due to increase of 0.50%	(41.94)	(12.79)	(30.82)	(0.86)	(47.76)	(0.41)
Impact due to Decrease of 0.50%	45.07	13.51	33.18	0.93	50.19	0.43
B) Impact of the change in Salary increase	Gratuity	Sick Leave	Earned Leave	Baggage	PRMB	Farewell Gift*
Present value of obligation at the end of the year	1,114.79	414.57	697.37	21.60	1,384.34	-
Impact due to increase of 0.50%	19.70	13.58	33.37	0.94	50.87	-
Impact due to Decrease of 0.50%	(19.90)	(12.89)	(31.01)	(0.87)	(48.90)	-

Sensitivities due to mortality & withdrawals are not material & hence impact of change due to these not calculated. Sensitivities as rate of increase of pensions in payment, rate of increase of pensions before retirement & life expectancy are not applicable.

9. Disclosure in respect of Indian Accounting standard (Ind AS)-108: "Operating Segments"

(i) Operating segments

Based on the "management approach" as defined in Ind AS 108, the CMD, the Chief Operating Decision Maker (CODM) evaluates the performance and allocates resources based on an analysis of various performance indicators by business segments. The accounting principles used in the preparation of the financial statements are consistently applied to record revenue and expenditure in individual business segment and are as set out in the significant accounting policies.

The Company operates in two segments - Financing activities in the Renewable Energy (RE) & Energy Efficiency (EE) sector and Generation of power through Solar Plant operations at Kasaragod, Kerala. Major revenue for the company comes from the segment of financing activities in the RE & EE sector. The other operating segment -Generation of power through Solar Plant is not a reportable segment. The company operates in India; hence it is considered to operate only in domestic segment. As such considered as a single business/geographical segment for the purpose of Segment Reporting.

Notes to the Financial Statements
for the year ended March 31, 2023

(ii) Information about major customers

There is no single external customer contributing 10 percent or more of our revenue.

(iii) Geographical Information

Revenue from external customers by location of operations and information about its non-current assets* by location of assets are as follow:-

(₹ in Lakhs)

Particulars	Revenue from external customers		Non current Assets*	
	Year ended 31.03.2023	Year ended 31.03.2022	Year ended 31.03.2023	Year ended 31.03.2022
India**	348,304.42	287,415.48	201,165.65	201,807.62
Outside India	-	-	-	-
Total	348,304.42	287,415.48	201,165.65	201,807.62

*This amount includes property, plant and equipment, capital work-in-progress, investment property, right to use asset, intangible assets under development, intangible assets, advance for capital expenditure and GOI fully Serviced Bonds money receivable.

** Includes an amount of ₹ 1,242.79 Lakhs (previous year: ₹ (147.35)) Lakhs pertaining to net gain/ (loss) on fair value change of Derivatives which is not considered as a part of revenue from external customers.

(iv) Revenue from major products

Revenue from external customers for each product and service are as follows:

(₹ in Lakhs)

Particulars	Year ended 31.03.2023	Year ended 31.03.2022
Interest Income	337,382.67	271,322.13
Fees and Commission Income	3,733.28	10,638.61
Sale of Power (Net)	2,690.42	2,848.92

Notes to the Financial Statements
for the year ended March 31, 2023

10. Disclosure in respect of Indian Accounting Standard 24 "Related Parties Disclosures"

A. Disclosures for Other than Govt. and Govt. Related Entities

List of Related Party

For the Year Ended 31.03.2023

Key Management Personnel (KMP)		
Name of Related Party	Type of Relationship	Period
Shri Pradip Kumar Das	Chairman & Managing Director & Director (Finance) ¹	01.04.2022 to 31.03.2023
Shri Chintan Navinbhai Shah	Director- Technical ²	01.04.2022 to 04.03.2023
Shri Vimalendra Anand Patwardhan	Director - Government Nominee ³	01.04.2022 to 25.10.2022
Shri Dinesh Dayanand Jagdale	Director - Government Nominee ⁴	01.04.2022 to 07.02.2023
Shri Padam Lal	Director - Government Nominee ⁵	07.02.2023 to 31.03.2023
Shri Ajay Yadav	Director - Government Nominee ⁵	14.02.2023 to 31.03.2023
Shri Shabdsharan Brahmabhatt	Director - Independent Director ⁶	01.04.2022 to 31.03.2023
Dr. Jagannath C. M. Jodidhar	Director - Independent Director ⁷	01.04.2022 to 31.03.2023
Shri Ram Nihal Nishad	Director -Independent Director ⁸	09.03.2023 to 31.03.2023
Smt. Rohini Rawat	Director -Independent Director ⁸	09.03.2023 to 31.03.2023
Dr. R. C. Sharma	GM (F&A) & Chief Financial Officer	01.04.2022 to 31.03.2023
Shri Surender Suyal	Company Secretary & Chief Compliance Officer ⁹	01.04.2022 to 31.10.2022
Smt. Ekta Madan	Company Secretary & Compliance Officer ⁹	01.11.2022 to 31.03.2023

For the Year Ended 31.03.2022

Associate		
Name of Related Party	Type of Relationship	Period
M/s M.P. Windfarms Limited	A joint sector unlisted public limited company in collaboration with M.P. Urja Vikas Nigam Limited (25%), Consolidated Energy Consultants Limited (49.5%), IREDA (24%) and Others (1.5%).	01.04.2021 to 26.03.2022 [^]

Key Management Personnel (KMP)		
Name of Related Party	Type of Relationship	Period
Shri Pradip Kumar Das	Chairman & Managing Director & Director (Finance) ¹	01.04.2021 to 31.03.2022
Shri Chintan Navinbhai Shah	Director- Technical	01.04.2021 to 31.03.2022
Shri Bhanu Pratap Yadav	Director - Government Nominee	01.04.2021 to 08.07.2021

Notes to the Financial Statements
for the year ended March 31, 2023

Shri Vimalendra Anand Patwardhan	Director - Government Nominee	01.04.2021 to 31.03.2022
Shri Dinesh Dayanand Jagdale	Director - Government Nominee	08.07.2021 to 31.03.2022
Shri Shabdsharan Brahmhatt	Director - Independent Director ⁶	28.01.2022 to 31.03.2022
Dr. Jagannath C. M. Jodidhar	Director - Independent Director ⁷	31.03.2022 - 31.03.2022
Dr. R. C. Sharma	GM (F&A) & Chief Financial Officer	01.04.2021 to 31.03.2022
Shri Surender Suyal	Company Secretary	01.04.2021 to 31.03.2022

[^] Refer Note 38(25)

- ¹ Shri Pradip Kumar Das has been appointed as Chairman & Managing Director (CMD), IREDA w.e.f. 06.05.2020 and was entrusted with additional charge of Director (Finance) w.e.f. 06.05.2020. Subsequently, MNRE extended the post of additional charge of Director (Finance) to Shri Pradip Kumar Das, CMD, IREDA from time to time and last extended w.e.f. 06.05.2022 for a period of six months which was valid till 05.11.2022. MNRE vide Office Order No.1/13/2017-IREDA dated April 10, 2023 entrusted the additional charge for the post of Director (Technical), IREDA to Shri Pradip Kumar Das, Chairman & Managing Director, IREDA for a period of three months w.e.f. 05.03.2023 or till the appointment of a regular incumbent, or until further orders, whichever is earliest.
- ² Shri Chintan N. Shah, Director (Technical) has completed his tenure on March 4, 2023 (a/n). Accordingly, he is ceased to be director of IREDA.
- ³ MNRE vide its letter dated 31.10.2022 has informed that Central Deputation tenure of Shri Vimalendra Anand Patwardhan, Former JS & FA, and MNRE has been completed on 25.10.2022. Accordingly, Shri Vimalendra Anand Patwardhan is ceased to be Govt. Nominee Director of IREDA.
- ⁴ MNRE vide its order no.340/85/2017-IREDA dated February 7, 2023, has informed that Shri Dinesh Dayanand Jagdale, Director (Govt Nominee) Ceased to be Director of IREDA w.e.f February 7, 2023.
- ⁵ MNRE vide its order no.340/85/2017-IREDA dated February 7, 2023, has appointed Shri Padam Lal, JS& FA, MNRE and Shri Ajay Yadav, JS, MNRE as Govt. Nominee Directors on the Board of IREDA. However, DIN of Shri Ajay Yadav has been obtained from Registrar of Companies on February 14, 2023. Accordingly, Shri Ajay Yadav is deemed to be director of IREDA w.e.f February 14, 2023.
- ⁶ Ministry of New and Renewable Energy (MNRE) vide its order no. 340-11/1/2018-IREDA dated 21.01.2022 appointed Shri Shabdsharan Brahmhatt, as Part-Time Non-Official Director (Independent Director) on the Board of IREDA for a period of three years with immediate effect. However, as DIN has been obtained from Registrar of Companies on 28.01.2022. Accordingly, he is deemed to be Director w.e.f. 28.01.2022.
- ⁷ Ministry of New and Renewable Energy (MNRE) vide its order no. 340-11/1/2018-IREDA dated 28.03.2022 appointed Shri Chennakesava Murthy Jaganath, as Non-Official Director (Independent Director) on the Board of IREDA for a period of three years from the date of the order. However, as DIN has been obtained from Registrar of Companies on 31.03.2022. Accordingly, he is deemed to be Director w.e.f. 31.03.2022. Also, the name of Shri Chennakesava Murthy Jaganath has been updated as Dr. Jagannath C. M. Jodidhar in MCA records on 29.09.2022.
- ⁸ Ministry of New and Renewable Energy (MNRE) vide its order no. 340-11/1/2018-IREDA dated 06.03.2023, has appointed Shri Ram Nihal Nishad & Smt. Rohini Rawat, as Part-Time Non-Official Directors (Independent Directors) on the Board of IREDA for a period of three years w.e.f. the date of issue of the order or until further orders, whichever event occurs earlier. However, DIN of both the Directors have been obtained from Registrar of Companies on 09.03.2023. Accordingly, they are deemed to be director of IREDA w.e.f 09.03.2023.
- ⁹ Shri Surendra Suyal, (Company Secretary) was appointed as the Chief, Internal Audit by the Board in its 361st meeting w.e.f. 23.05.2022. Pursuant to retirement of Shri Surendra Suyal on 31.10.2022, Smt. Ekta Madan, Sr. Manager (Corporate Affairs) has been designated as Company Secretary cum Compliance Officer in compliance to the provisions of Section 203 of Companies Act, 2013 and Shri Som Pal, GM (Internal Audit) has been appointed as Chief Compliance Officer w.e.f 01.11.2022.

Notes to the Financial Statements
for the year ended March 31, 2023

Trusts / Funds under control of the Company

- IREDA Employees Contributory Provident Fund Trust
- IREDA Employees Gratuity Fund Trust
- IREDA Employees Defined Contribution Superannuation Trust (Non-Operational)
- IREDA Employee Benevolent Fund
- IREDA Exchange Risk Administration Fund (Non-Operational)

i. Compensation to Related Parties

(₹ in Lakhs)

Particulars	Year ended 31.03.2023	Year ended 31.03.2022
Short-term benefits		
- Sitting Fee (to Independent Directors)	45.60	5.80
- Others (Salary)	226.54	262.64
Post-employment benefits	23.70	23.36
Total	296.00	291.80

Note: -

- The Chairman and Managing Director, Director (Finance) and Director (Technical) have also been allowed staff car including private journey upto a ceiling of 1000 Kms. per month on payment of monthly charges as per Department of Public Enterprises guidelines.
- Contribution towards Gratuity Fund, for Functional Directors is not ascertainable separately as the contribution to LIC is not made employee wise.
- Provision for leave encashment, post-retirement medical benefit, farewell gift etc. to functional director have been made on the basis of actuarial valuation and are in addition to the above given compensation.

ii. Loans to and from KMP(s):

(₹ in Lakhs)

Particulars	Year ended 31.03.2023	Year ended 31.03.2022
Loans to KMP		
Loans at the beginning of the year	64.98	11.94
Loan advanced during the year	2.60	39.30
Repayment received during the year	20.85	5.51
Interest charged during the year	0.37	23.40
Interest received during the year	7.53	4.15
Balance at the end of the year	39.57	64.98
Loans from KMP	-	-

Major terms and conditions of transactions with related parties

1. Transactions with related parties are made on terms equivalent to those that prevail in arm's length transactions
2. The remuneration and staff loans to Key Managerial Personnel are in line with the service rules of the Company.
3. There are no pending commitments to the Related Parties.

Notes to the Financial Statements
for the year ended March 31, 2023

B. Disclosure for transactions entered with Govt. and Govt. Entities

(₹ in Lakhs)

Name of Government/ Government entities	Nature of Relationship with the Company	Nature of Transaction	Transaction during year ended 31.03.23	Transaction during year ended 31.03.22	Balance as at 31.03.2023	Balance as at 31.03.2022
Ministry of New & Renewable Energy (MNRE)	Administrative Ministry	Loan Repayment-IDA through MNRE	1,977.55	1,877.78	25,692.78	25,584.90
		Interest Payment	196.38	200.67	-	-
		Guarantee Fee Payment*	8,885.18	9,721.51	-	-
		Raising of taxable bonds on behalf of MNRE	-	-	GOI Fully Serviced Bonds Series I : 61,000.00 Series IA : 22,000.00 Series IB : 81,000.00 Total :164,000.00	GOI Fully Serviced Bonds Series I : 61,000.00 Series IA : 22,000.00 Series IB : 81,000.00 Total :164,000.00

*Represents the amount for FY 22-23

IREDA is a Public Sector Undertaking (PSU) under the administrative control of Ministry of New & Renewable Energy (MNRE), Government of India. Significant transactions with related parties under the control/ joint control of the same government are as under:

(₹ in Lakhs)

Name of the Company	Nature of Transaction	Transaction during year ended 31.03.2023	Transaction during year ended 31.03.2022	Balance as at 31.03.2023 [Dr. / (Cr.)]	Balance as at 31.03.2022 [Dr. / (Cr.)]
Rewa Ultra Mega Solar Limited	Repayment of Loan	577.63	451.93	19,602.80	14,036.43
Rewa Ultra Mega Solar Limited	Disbursement of Loan	6,144.00	4,498.00	19,602.80	14,036.43
State Bank of India	Repayment of Loan	89.45	89.45	225.71	315.16
Life Insurance Corporation of India	Rent - Branch Office	7.34	6.92	-	-
National Building Construction Corporation Limited (NBCC)	Maintenance Charges	134.09	22.57	24.55	10.38
Power Grid Corporation of India Ltd.	Internet Connectivity Charges	8.93	9.09	-	(4.50)
Rashtriya Ispat Nigam Limited	Hired Space RINL Rent	-	20.40	-	-

Notes to the Financial Statements
for the year ended March 31, 2023

Solar Energy Corporation of India	Reimbursement of Expenditure	-	-	9.37	9.37
Solar Energy Corporation of India Solar Project	Kasargod Project	-	181.00	-	-
Central Warehousing Corporation	Office Sanitisation	29.76	30.16	-	(2.48)
SJVN Green Energy Limited	Disbursement of Loan	1,52,991	-	1,52,991	-

During the year, the Company has also received interest of ₹ 3,998.57 Lakhs (previous year: ₹ 1,051.06 Lakhs) and repayment of principal of ₹ 667.08 Lakhs (previous year : ₹ 541.38 Lakhs) on the loans to government related entities. Further, an amount of ₹ 712.57 Lakhs (previous year : ₹ 617.15 Lakhs) has been accounted for as Service Charges towards the various schemes implemented as per the mandate of the Government of India (GoI) (Refer Note 28). During the year ended 31.03.2023; MoU has been signed with NBCC-NSL limited on 27.07.2022 for award of interior work for IREDA office space at NBCC office Kidwai Nagar for which the BoQ has been submitted for total amount of ₹ 1,711 Lakhs. approx.

Above transactions with the Government related entities cover transactions that are significant individually and collectively. The Company has also entered into other transactions such as telephone expenses, air travel and deposits etc. with other CPSUs. They are insignificant individually & collectively and hence not disclosed. All transactions are carried out on market terms.

11. Disclosure as required by Regulation 34(3) and 53(f) of SEBI (Listing Obligations and Disclosure Requirements) Regulations, 2015

Associates		For the year ended 31.03.2023		For the year ended 31.03.2022	
		Amount as on 31.03.2023	Maximum amount outstanding during the year ended 31.03.2023	Amount as on 31.03.2022	Maximum amount outstanding during the year ended 31.03.2022
1	Loans and advances in the nature of loans	Nil		Nil	
a)	To Associates				
b)	To Companies in which Directors are interested				

12. Disclosure in respect of Indian Accounting standard (Ind AS) 116 "Leases"

The company has applied Ind AS 116 with the date of initial application of April 01, 2019. The company has applied Ind AS 116 using the modified retrospective approach, under which the cumulative effect of initial application is recognized in retained earnings on April 01, 2019. The company has applied the above-mentioned approach to all of its lease arrangement enforceable as on April 01, 2019.

As per Para C11 of Ind AS 116, for leases that were classified as finance leases applying Ind AS 17, the carrying amount of the right-of-use asset and the lease liability at the date of initial application shall be the carrying amount of the lease asset and lease liability immediately before that date measured applying Ind AS 17. Hence, the carrying amount of lease asset in case of leasehold property at India Habitat Centre (IHC) and August Kranti Bhawna (AKB), the Company has carried forward the same amount as right of use asset as per Ind AS 116.

Notes to the Financial Statements
for the year ended March 31, 2023

a) Description of lease accounted as Right of Use assets as per Ind AS 116

The Company has lease agreements for office space in Mumbai and Solar Park Land at Kerala. The tenure of each agreement and rental payments are different. The Company has applied the measurement principles under Ind AS 116 for the leases on which exemption under short term lease are not available in line with the accounting policy of the Company.

b) Maturity analysis of lease liabilities

(₹ in Lakhs)

Maturity analysis –contractual undiscounted cash flows	As at 31.03.2023	As at 31.03.2022
Less than one year	105.20	64.29
One year to five years	238.17	265.33
More than five years	585.30	624.32
Total undiscounted lease liabilities	928.67	953.94
Lease liabilities included in the statement of financial position	433.40	459.45
Current	30.02	26.05
Non-Current	403.38	433.40

c) Amounts recognized in Statement of Profit and Loss

(₹ in Lakhs)

Particulars	As at 31.03.2023	As at 31.03.2022
Interest on lease liabilities	38.24	6.69
Variable lease payments not included in the measurement of lease liabilities	-	-
Income from sub-leasing right-of-use assets	-	-
Derecognition of lease liabilities	-	-
Derecognition of Right to use assets	-	-
Derecognition of Accumulated depreciation on Right to use assets	-	-
Expenses relating to short-term leases	-	-
Depreciation charge for right-of-use assets by class of underlying asset	179.46	196.54

d) Amounts recognized in the Statement of Cash Flows

(₹ in Lakhs)

Particulars	Amount
For the year ended 31.03.2023	25.27
For the year ended 31.03.2022	81.35

Notes to the Financial Statements
for the year ended March 31, 2023

e) Amounts recognized in the Balance Sheet

(₹ in Lakhs)

Particulars	Year ended 31.03.2023	Year ended 31.03.2022
Balance at the beginning of the year	2,825.05	2,825.06
Additions to right-of-use assets	-	-
Deletion/Derecognition of right to use assets	-	-
Balance at the ending of the year	2,825.05	2,825.06
The carrying amount of right-of-use assets at the end of the reporting year by class of underlying asset.	1,585.84	1,765.30

f) Other disclosures

(₹ in Lakhs)

Particulars	Year ended 31.03.2023	Year ended 31.03.2022
Expenses relating to short-term leases	10.32	8.55

13. Disclosure in respect of Indian Accounting Standard (Ind AS)-33 “Earnings Per Share (EPS)”

A. Basic EPS

The earnings and weighted average number of ordinary shares used in the calculation of Basic EPS is as follows: -

(₹ in Lakhs)

Particulars	For the Year ended 31.03.2023	For the Year ended 31.03.2022
Profit / (loss) for the year, attributable to the owners of the company (₹ Lakhs)	86,462.83	63,352.65
Earnings used in calculation of basic earnings per share (A) (₹ Lakhs)	86,462.83	63,352.65
Weighted average number of ordinary shares for the purpose of basic earnings per share (B)	2,28,46,00,000*	788,709,589**
Basic EPS (A/B) (in ₹)	3.78	8.03

* Weighted average (2,284,600,000 *365/365)

** Weighted average (784,600,000 *365/365 + 1,500,000,000*1/365)

B. Diluted EPS

The earnings and weighted average number of ordinary shares used in the calculation of Diluted EPS is as follows: -

Notes to the Financial Statements
for the year ended March 31, 2023

(₹ in Lakhs)

Particulars	For the Year ended 31.03.2023	For the Year ended 31.03.2022
Profit (loss) for the year, attributable to the owners of the company (₹ Lakhs)	86,462.83	63,352.65
Earnings used in calculation of diluted earnings per share(A) (₹ Lakhs)	86,462.83	63,352.65
Weighted average number of ordinary shares for the purpose of diluted earnings per share (B)	2,284,600,000*	788,709,589**
Diluted EPS (A/B) (in ₹)	3.78	8.03

* Weighted average (2,284,600,000 *365/365)

** Weighted average (784,600,000 *365/365 + 1,500,000,000*1/365)

14. Performance Related Pay

During the year ended 31.03.2023, the Company has made a provision of ₹935.54 Lakhs (previous year : ₹695.96 Lakhs) towards the performance related pay. An amount of ₹524.82 Lakhs was paid during the year (previous year : ₹810.59 Lakhs) to the eligible employees as per the underlying scheme.

15. Security created on assets

i. Assets Hypothecated as Security

(₹ in Lakhs)

Particulars	As at 31.03.2023	As at 31.03.2022
First Charge on Pari Passu basis on our loans & advances (Book Debts of company)		
Financial Assets		
- Tax free bonds	275,765.46	275,765.46
- Bank borrowing	1,499,207.84	704,298.42
- Foreign currency loan	192,792.94	197,418.95
Non-Financial Assets	-	-
Floating Charge		
Financial Assets	-	-
Non-Financial Assets.	-	-

In addition, the Taxable bonds, amounting to ₹ 411,712.61 Lakhs as on 31.03.2023 (previous year : ₹ 441,702.30 Lakhs) are secured by negative lien on Loans and Advances (Book Debts) of the Company.

Notes to the Financial Statements
for the year ended March 31, 2023

ii. Secured by negative lien on book debts

(₹ in Lakhs)

Particulars	As 31.03.2022	As at 31.03.2021
Negative lien (Book Debts of company)		
Financial Assets		
- Taxable bonds	4,11,712.61	4,41,702.30
Non-Financial Assets	-	-

16. The Company uses derivative instruments in pursuance of managing its foreign currency risk and interest rate risk associated on borrowings. For hedging foreign currency and interest rate risk, the Company uses foreign currency forward contracts, cross currency swaps, principal only swaps and interest rate swaps. To the extent the derivative contracts designated under the hedge accounting are effective hedges, the change in fair value of the hedging instrument is recognized in 'Effective Portion of Cash Flow Hedges'. Amounts recognized in such reserve are reclassified to the Statement of Profit and Loss when the hedged item affects profit or loss.
17. In addition to the security held by way of assets etc., of the borrowing entities, the Company held FDRs & Guarantees issued by Banks amounting to ₹24,935.83 Lakhs and ₹18,599.32 Lakhs respectively (previous year : ₹20,055.86 Lakhs and ₹16,466.17 Lakhs respectively) as additional securities for loans granted.
18. As per the Board approved Foreign Exchange and Derivative Risk Management Policy of IREDA, an open exposure on foreign currency loans (40% of outstanding forex borrowing) is permissible. The open exposure as on 31.03.2023 is ₹188,629.68 Lakhs (previous year : ₹1,94,043.39 Lakhs) which is 18.62% (previous year: 18.60 %) of the outstanding forex borrowing and is within the permissible limits.

Out of the said open exposure part hedging has been done for EURO 3,03,84,097.05 loan has been part hedged by taking Principal Only Swap (USD/INR) for USD 33,726,347.73 equivalent to ₹ 27,728.76 Lakhs (as on 31.03.2022 USD 33,726,347.73 equivalent to ₹25,566.97 Lakhs). JPY 23,71,500,000 has been hedged by taking Principal Only Swap (USD/JPY) equivalent to USD 1,76,00,564.05 amounting to ₹14,655.87 Lakhs at applicable rate on 31.03.2023 (as on 31.03.2022: Nil)

19. Disclosure as per Indian Accounting Standard (Ind AS) 40 - "Investment Property"

Residential flat at Jangpura, Delhi

(i) Details of incomes and expenses :

(₹ in Lakhs)

Particulars	For the year ended 31.03.2023	For the year ended 31.03.2022
Rental Income	-	-
Direct Operating Expenses	0.24	0.11

(ii) Fair value of Investment Property :

The market value of the property has been assessed (as per the valuation done by a registered valuer as defined under rule 2 of Companies (Registered Valuers and valuation) Rules, 2017) at ₹258.16 Lakhs as on 31.03.2023 (previous year: ₹230.00 Lakhs).

Notes to the Financial Statements
for the year ended March 31, 2023

20. Indian Accounting Standard (Ind AS) 27 – “Separate Financial Statements”

The following information is in respect of Company’s associate:

(₹ in Lakhs)

Particulars	As at 31.03.2023	As at 31.03.2022
Investment in Associate	Nil	Nil*

^ Refer Note 38(25)

21. Decommissioning liabilities included in the cost of property, plant and equipment

As per Ind AS 16 Property, Plant and Equipment, Appendix A “Changes in Existing Decommissioning, Restoration and Similar Liabilities”, specified changes in decommissioning, restoration or similar liability needs to be added to or deducted from the cost of the asset to which it relates; the adjusted depreciable amount of the asset is then depreciated prospectively over its remaining useful life. As per para 55 of Ind AS 16, the depreciable amount of an asset is determined after deducting its residual value. The amount of decommissioning liability and residual value related to solar plant is not reliably ascertainable. Hence, decommissioning liability related to the solar plant and the residual value have not been considered. However, the management is of the opinion that the decommissioning cost (net of residual value of the solar plant), will not be material.

22. Approval of financial statements

The financial statements for the year ended on 31.03.2023 were approved by the Board of Directors of the company and authorized for issue on 25.04.2023.

23. Revenue from Contracts with Customers

Company is operating a solar power plant. The Power Purchase Agreement (PPA) has been signed between IREDA and Kerala State Electricity Board Limited (KSEBL) on 31.03.2017 @ ₹ 4.95/KWH or rate as approved by Kerala State Electricity Regulatory Commission (KSERC), whichever is lower. Accordingly, IREDA filed a petition for approval of the Power Purchase Agreement with KSERC, which in its interim order dated 14.02.2018 approved an interim tariff of ₹ 3.90 per unit till March 2018. During the financial year 2019-20, KSERC passed a tariff order and determined tariff of ₹ 3.83 per unit. Accordingly, Company has recognized the

Notes to the Financial Statements
for the year ended March 31, 2023

gross revenue on the supply of power to KSEBL. Further, the Company has also continued to provide its consultancy services during the year.

Sr. No.	Particulars	For the year ended 31.03.2023			
		Unit Generated (mil.)	Unit Sold (mil.)	Rate per Unit (₹)	Total (₹ in Lakhs)
i)	Generation of power	72.09	71.68	3.83	2,745.33
Sr. No.	Particulars	For the year ended 31.03.2022			
		Unit Generated (mil.)	Unit Sold (mil.)	Rate per Unit (₹)	Total (₹ in Lakhs)
i)	Generation of power	76.29	75.90	3.83	2,907.06

Particulars	(₹ in Lakhs)	
	For the year ended 31.03.2023	For the year ended 31.03.2022
Amount of unbilled revenue included in Sales	309.29	278.17

A) Disaggregation of revenue

Set out below is the disaggregation of the Company's revenue from contracts with customers:

Sl.	Particulars	(₹ in Lakhs)	
		For the year ended 31.03.2023	For the year ended 31.03.2022
1	Revenue		
	Net Revenue from Operations (Net of Rebate, wherever applicable)	2,690.42	2,848.92
	Consultancy	23.74	160.27
2	Primary geographical markets		
	Domestic Revenue	2,714.17	3,009.19
	International Revenue	-	-
	Total Revenue	2,714.17	3,009.19
3	Timing of revenue recognition		
	At a Point in time	-	-
	Over time	2,714.17	3,009.19
	Total Revenue	2,714.17	3,009.19

Note: KSEBL is the single customer for sale of power.

Notes to the Financial Statements
for the year ended March 31, 2023

B) Trade Receivables and Contract Balances

The following table provides the information about receivables and contract liabilities from contracts with customers: -

(₹ in Lakhs)

Particulars	As at 31.03.2023	As at 31.03.2022
Trade Receivable (Net) (Solar Plant)	303.11	272.61

24. SOLAR POWER PROJECT

The company entered into an MOU with Solar Energy Corporation of India (SECI) in the year 2014-15 for implementation of 50 MW Solar Project of IREDA situated at Ambalathara Solar Park, Kasaragod District, in the state of Kerala. It has been capitalized in the books in FY 2016-17 at ₹ 29,398.48 Lakhs. In turn, SECI (as a Project Management Consultant (PMC) on behalf of IREDA had selected M/s. Jakson Engineers Limited as EPC (Engineering Procurement and Construction) consultant for designing, engineering, supply, construction, erection, testing, commissioning of Solar PV Power Plant at a fixed price of ₹ 26,929.25 Lakhs plus 8% management charges (including Taxes) of ₹ 2,456.32 Lakhs payable to SECI and ₹ 12.92 Lakhs being interest capitalized during the FY 2016-17. An amount of ₹ 1,500.00 Lakhs (excluding taxes) which was paid as advance towards evacuation charges to Renewable Power Corporation of Kerala Limited (RPCKL), the Solar Park Developer, was capitalized during FY 2017-18. During FY 2019-20, a further amount of ₹ 812.71 Lakhs was paid and capitalized.

The PPA was signed between IREDA and Kerala State Electricity Board Limited (KSEBL) on 31.03.2017 @ ₹ 4.95 /KWH or rate as approved by Kerala State Electricity Regulatory Commission (KSERC), whichever is lower. Accordingly, IREDA filed a petition for approval of the Power Purchase Agreement with KSERC, which in its interim order dated 14.02.18 had approved an interim tariff of ₹ 3.90 per unit. Further to the same, KSERC, in its order dated 06.02.19 had approved of the levelized tariff @ ₹ 3.83 per unit. It has also further ordered as under:

- KSEB Ltd shall reimburse, any tax paid on the Return on Equity (RoE), limited to the amount of equity specified in this Order. For claiming the tax, developer shall furnish the proof of payment of such tax to KSEB Ltd.
- KSEB Ltd shall reimburse, the land lease paid by IREDA /RPCKL, less amount received as subsidy, if any, in addition to the above.

Accordingly, in the FY 2020-21, IREDA had made a claim of ₹ 1,313 Lakhs from RPCKL, who had responded in the negative of the claim and the value thereof. Further, IREDA has approached Appellate Tribunal for Electricity (APTEL) with a review petition for review of the tariff fixed which is pending. Notwithstanding, the generation income has been accounted for @ ₹ 3.83 per unit.

The Company had issued the Operational Acceptance certificate on 09.03.2020. The Plant handover and taking over has been done on 09.03.2021. The Solar Project has been set up on Leasehold land, for which no lease rentals were payable for the first 5 years. The Company has entered into a lease agreement with Renewable Power Corporation of Kerala Limited (RPCKL) with respect to the land use for a period of 28 years (from 07.10.2015 to 06.10.2043). As per the agreement, the Company was exempted from payment of the land lease charges till 06.10.2020. As per KSERC Tariff order dated 06.02.2019, IREDA is eligible to avail reimbursement of land lease charges paid to RPCKL. In view of this reimbursement letter to KSEBL has been sent on 24.03.2022 for lease rent paid. The same being uncertain, no asset has been created towards the same.

Notes to the Financial Statements
for the year ended March 31, 2023

Further, IREDA had filed a review petition on 05.04.2022 before the Appellate Tribunal for Electricity and IREDA is pressing its grounds on being permitted the total costs paid by it to RPCKL in full which amounts to 2,538.00 Lakhs and not ₹ 1,225.00 Lakhs as allowed by the State Commission. In a cost-plus based tariff determination process under Sections 61, 62 & 64 of the Electricity Act, 2003, the actual costs incurred by the Petitioner ought to be capitalized in tariff and the State Commission cannot proceed based on estimates. Since the Review can only be sought for on limited grounds, IREDA proceeded with filing of a Second Appeal as permissible before the Hon'ble Supreme Court on 08.06.2022 in terms of Section 125 of the Electricity Act, 2003, on certain legal grounds. Diary No. has been given i.e., No. 18137 of 2022. IREDA has filed rejoinder to the reply filed by RPCKL.

IREDA has filed the Review Petition No. 15 of 2023 under Section 120 (2) (f) of the Electricity Act, 2003 seeking review of the Judgement dated 10.02.2022 passed by the Hon'ble Appellate Tribunal of Electricity in Appeal No. 141 of 2021. The present review is limited to the decision of this Hon'ble Tribunal on the issue of expenditure incurred by IREDA as project development cost and paid to Respondent No. 2 - Renewable Power Corporation of Kerala Limited. M/s RPCKL has filed the counter reply. Thereafter IREDA has filed the rejoinder. Pleadings has been completed. The matter is now listed for final hearing. The next date is not yet notified.

25. During the previous year ended on 31.03.2022, the company liquidated its Investment in the Associate Company – MP Windfarms Limited, to M/s I-Bahn Retail Services Pvt. Ltd. for a consideration of ₹ 24.00 Lakhs. Accordingly, the transfer/sale of the entire 168,000 Equity Shares of Face Value of ₹ 10/- each (including 48,000 Equity Shares of ₹ 10/- each allotted as Bonus Shares) held by IREDA was transferred on 26.03.2022.
26. The property tax demand raised up to 31.03.2023 in respect of all the residential and office premises have been paid. The property tax in respect of office building at India Habitat Centre has been paid as per the demand of India Habitat Centre, which was based on unit area method. South Delhi Municipal Corporation (SDMC) has raised an issue with India Habitat Centre to include license fee received for the facilities area for the purpose of calculating ratable value for the period 1994-2004. This matter was pending with the Hon'ble Delhi High Court as on 31.03.2023. However, subsequently the issue was settled between SDMC and IHC and petitions were withdrawn by both the Parties. Vide order dated 11th April 2023 of Hon'ble High Court, no further liability has arisen.
27. In terms of Section 135 of The Companies Act, 2013, IREDA is required to constitute a corporate social responsibility (CSR) Committee of the Board of Directors and the Company has to spend 2% of the average net profits of the company's three immediately preceding financial years calculated as per section 198 of the Companies Act 2013. In accordance with the Companies (Corporate Social Responsibility Policy) Amendment Rules, 2021 notified w.e.f. 22.01.2021, any unspent amount pursuant to any ongoing project shall be transferred to unspent CSR Account in any scheduled bank within a period of thirty days from the end of the financial year, to be utilized within a period of three financial years from the date of such transfer. Any unspent CSR amount, other than for any ongoing project, shall be transferred to a Fund specified in Schedule VII, within a period of six months of the expiry of the financial year. Further, if the Company spends an amount in excess of the requirement under statute, the excess amount may be carried forward and set off in three succeeding financial years against the amount to be spent.

As the notification was made effective during FY 2020-21, the Company complied with the amended provisions of Section 135 of the Companies Act, 2013 with effect from the FY 2020-21. Accordingly, the unspent CSR amount as at 31.03.2020 would continue to be dealt with in accordance with the pre-amendment framework.

Notes to the Financial Statements
for the year ended March 31, 2023

a. As on 31.03.2023, details of gross amount required to be spent on CSR activities by the Company is as under:

Details of CSR Expenses for Current & Previous FY

(₹ in Lakhs)

Sl.	Particulars	For the year ended 31.03.2023	For the year ended 31.03.2022
1	Gross amount required to be spent by the company during the year.	1,057.73	685.34
2	Amount spent during the year ¹	724.41	872.93
3	Shortfall / (Excess) at the end of the year* (1-2)	333.32	(187.59)
4	Carried Forward (Excess) CSR spends from previous years	(362.25)	(174.66)
5	Adjustment of Excess Amount spent previously in Current FY	333.32	-
6	Total Shortfall / (Excess) spends carried forward at the year-end (4-5)	(28.93)	(362.25)

Total of Unspent Amount upto 31.03.2020

(₹ in Lakhs)

Sl.	Particulars	For the year ended 31.03.2023	For the year ended 31.03.2022
a)	Opening Balance***	622.97	700.63
b)	Spent during the year	249.01	77.67
c)	Closing Balance [Shortfall / (Excess)] ** (a-b)	373.96	622.97

b. For FY 2022-23, the Board had approved CSR budget of ₹ 1,057.73 (FY21-22 ₹ 685.34 Lakhs) based on 2% of the average standalone Profit (before tax) as per Companies Act, 2013. The projects sanctioned in a year may be completed in subsequent years based on milestone linked payment to various stages of completion of the project. Further, as per the DPE guidelines, the CSR Budget is non-lapsable, and any unspent amount is carried forward to the next year for utilization for the purpose for which it was allocated.

c. ¹Amount spent during the year on CSR activities: -

(₹ in Lakhs)

Sl.	Particulars	In cash	Yet to be paid in cash	Total	In cash	Yet to be paid in cash	Total
		For the year ended 31.03.2023			For the year ended 31.03.2022		
(i)	Construction / acquisition of any asset	448.43	275.99	724.41	872.93	-	872.93
(ii)	On purposes other than (i) above	-	-	-	-	-	-
	Total	448.43	275.99	724.41	872.93	-	872.93

During the year ended, an aggregate amount of ₹ 697.44 Lakhs (previous year: ₹ 950.60 Lakhs) has been spent in cash on CSR projects based on the progress of the projects. Out of the funds released during the year, an amount of ₹ 448.43 Lakhs relates to the projects expenditure in the financial year 2022-23 and balance of ₹ 249.01 Lakhs relates to the projects expenditure of the earlier years (previous year: an aggregate amount of ₹ 950.60 Lakhs was spent, of which ₹ 872.93 Lakhs was pertaining to the expenditure on projects expenditure of FY 2021-22 and balance of ₹ 77.67 Lakhs relates to the projects expenditure of the earlier years).

d. There were no related party transactions by the Company in relation to CSR expenditure in the current year or previous year.

Notes to the Financial Statements
for the year ended March 31, 2023

e. Details of CSR Spent and Unspent: -

For the year ended 31.03.2023

Unspent amount

(₹ in Lakhs)

Amount deposited in Specified Fund of Schedule-VII within 6 months	Amount required to be spent during the year	Amount spent during the year*	Closing Balance
NA	1057.73	781.74	275.99

*includes adjustment of setoff amount of excess CSR spends in previous years

Excess Amount Spent

(₹ in Lakhs)

Opening Balance	Amount required to be spent during the year	Amount spent during the year	Amount adjusted against shortfall in CY	Closing Balance
362.25	-	-	333.32	28.93

For Ongoing Projects :

(₹ in Lakhs)

Opening Balance		Amount required to be spent during the year	Amount spent during the year		Closing Balance	
With Company	In Separate CSR Unspent A/c		From Company's bank A/c	In Separate CSR Unspent A/c	With Company	In Separate CSR Unspent A/c
-	-	-	-	-	-	275.99*

*Deposited on 24.04.2023

For the year ended 31.03.2022

Unspent amount

(₹ in Lakhs)

Amount deposited in Specified Fund of Schedule-VII within 6 months	Amount required to be spent during the year	Amount spent during the year*	Closing Balance
NA	685.34	872.93	-

Notes to the Financial Statements
for the year ended March 31, 2023

Excess Amount Spent

(₹ in Lakhs)

Opening Balance	Amount required to be spent during the year	Amount spent during the year	Amount adjusted against shortfall in CY	Closing Balance
174.66	685.34	872.93	-	362.25

For Ongoing Projects :

(₹ in Lakhs)

Opening Balance		Amount required to be spent during the year	Amount spent during the year		Closing Balance	
With Company	In Separate CSR Unspent A/c		From Company's bank A/c	In Separate CSR Unspent A/c	With Company	In Separate CSR Unspent A/c
-	-	-	-	-	-	-

28. Remuneration to Auditor

(₹ in Lakhs)

Particulars	For the year ended 31.03.2023	For the year ended 31.03.2022
Auditor		
• Limited Review	-	2.18
• Statutory Audit	9.60	8.73
• Tax Audit	3.20	2.91
• Audit Fees for Interim Accounts	28.80	24.00
Other Services		
• Certification Fees	3.00	3.25
• DRHP IPO related	5.00	5.00
Total	49.61	46.07

*Excluding GST

Notes to the Financial Statements
for the year ended March 31, 2023

29. Deferred Taxes – Disclosure as per Ind AS 12 ‘Income taxes’

A. Tax recognized in Statement of profit and loss

(₹ in Lakhs)

Particulars	For the year ended 31.03.2023	For the year ended 31.03.2022
Current income tax expense relation to:		
Current year (After adjustment of earlier year)	25,317.27	31,119.55
Sub Total (A)	25,317.27	31,119.55
Deferred tax expense		
Origination and reversal of temporary differences	2,144.82	(11,088.33)
Previously unrecognized tax loss, tax credit or temporary difference of a prior year (used to reduce deferred tax expense)	-	-
Sub Total (B)	2,144.82	(11,088.33)
Total (C=A+B)	27,462.09	20,031.22
Tax Expenses/(saving) recognized on Effective portion of gain/(loss) on hedging instrument in cash flow hedge reserve and Tax on Actuarial (Gain)/ Loss (OCI) (D)	(1,302.84)	(2,598.13)
Total Tax Expenses (C+D)	26,159.25	17,433.09

B. Tax recognized in other comprehensive income

(₹ in Lakhs)

Particulars	For the year ended 31.03.2023	For the year ended 31.03.2022
Actuarial (Gain)/ Loss	(39.12)	(18.34)
Income Tax on Effective portion on hedging instrument in cash flow hedge reserve	(1,263.72)	(2,598.13)
Total	(1,302.84)	(2,616.46)

C. Reconciliation of tax expense and accounting profit

(₹ in Lakhs)

Particulars	For the year ended 31.03.2023	For the year ended 31.03.2022
Profit before Tax & OCI	108,748.34	72,987.88
Applicable income tax rate (%)	25.17%	25.17%
Expected Income tax	27,369.78	18,369.59
Tax effect of income tax adjustments:		
Depreciation	3.20	(116.66)
Deferred Items & OCI adjustment	42.93	(1,878.21)
Treatment of 46A	1,263.72	2,598.13
Impairment	1,201.38	1,444.43

Notes to the Financial Statements
for the year ended March 31, 2023

Net disallowance under Section 43B and others	(11.86)	15.54
Benefit of deduction u/s 36(1) of Income Tax Act 1961	(5,116.20)	(4,353.05)
Non-allowability of CSR expenses & Others	175.53	239.25
Fixed Assets Adjustment	3.27	1.03
Other deductible tax expenses	-	-
Excess Tax Provided	73.95	91.62
Income tax earlier years	-	1,021.43
Adjustment in Last Year Accounts	1,153.54	-
Penal Interest	-	-
Total tax expenses in the Standalone Statement of Profit and Loss	26,159.26	17,433.09
Actual effective income tax rate on Book Income (%)	24.05%	23.88%

D. Movement of Deferred Tax

For the year ended 31.03.2023

(₹ in Lakhs)

Particulars	Net balance as on 01.04.2022	Recognised in profit and loss	Recognised in OCI	Net balance as at 31.03.2023
Deferred Tax Assets				
Provision for Tax and other on Guarantee Commission	1,865.24	226.65	-	2,091.89
Provision for Service Tax and Other	277.20	18.47	-	295.67
Provision for Leave Encashment	167.26	8.18	-	175.45
Provision for Gratuity	-	6.89	(6.89)	-
Provision for Post-Retirement Medical Benefit	290.31	56.36	1.74	348.41
Provision for Sick Leave	109.63	(5.30)	-	104.34
Provision for Baggage Allowance	5.29	0.70	(0.56)	5.44
Provision for Staff (Memento)	2.71	(0.02)	0.07	2.77
Provision for Performance Incentive	202.02	103.37	-	305.39
Impairment	38,888.74	474.28	-	39,363.02
Front End Fee - deferred in Books	2,953.90	1,940.73	-	4,894.63
Total	44,762.30	2,830.32	(5.63)	47,587.00
Deferred Tax Liabilities				
Depreciation	4,907.50	(332.55)	-	4,574.95

Notes to the Financial Statements
for the year ended March 31, 2023

Forex loss translation difference	7,589.05	5,261.27	-	12,850.32
Bonds	59.87	1.50	-	61.37
Loans	-	0.18	-	0.18
Total	12,556.42	4,930.40	-	17,486.82
Net deferred tax asset/(liability)	32,205.88	(2,100.08)	(5.63)	30,100.18

For the year ended 31.03.2022

(₹ in Lakhs)

Particulars	Net balance as on 01.04.2021	Recognised in profit and loss	Recognised in OCI	Net balance as at 31.03.2022
Deferred Tax Assets				
Provision for Tax and other Guarantee Commission	-	1,865.24		1,865.24
Provision for Service Tax and Other	-	277.20		277.20
Provision for Leave Encashment	132.31	34.95	-	167.26
Provision for Gratuity	-	8.48	(8.48)	0.00
Provision for Post-Retirement Medical Benefit	250.22	13.43	26.67	290.31
Provision for Sick Leave	95.53	14.10	-	109.63
Provision for Baggage Allowance	4.43	0.65	0.22	5.29
Provision for Staff (Memento)	-	2.78	(0.07)	2.71
Provision for Performance Incentive	230.87	(28.85)	-	202.02
Impairment	35,803.60	3,085.14	-	38,888.74
Front End Fee – deferred in Books	328.68	2,625.21	-	2,953.89
Total	36,845.63	7,898.33	18.34	44,762.30
Deferred Tax Liabilities				
Depreciation	5,197.09	(289.59)	-	4,907.50
Forex loss translation difference	10,457.34	(2,868.28)	-	7,589.05

Notes to the Financial Statements
for the year ended March 31, 2023

Bonds	91.99	(32.13)	-	59.87
Loans	-	-	-	-
Total	15,746.42	(3,190.00)	-	12,556.42
Net deferred tax asset/(liability)	21,099.21	11,088.33	18.34	32,205.88

E. Deductible temporary differences / unused tax losses / unused tax credits carried forward

(₹ in Lakhs)

Particulars	As at 31.03.2023	Expiry date	As at 31.03.2022	Expiry date
Deductible temporary differences / unused tax losses / unused tax credits for which no deferred tax asset has been recognized	-	NA	-	NA

F. Aggregate current tax and deferred tax that are recognized directly to equity

(₹ in Lakhs)

Particulars	For the year ended 31.03.2023	For the year ended 31.03.2022
Deferred Tax on Remeasurements of Defined benefit Plans	39.12	18.34
Current Tax on Effective portion of gain/(loss) on hedging instrument in cash flow hedge reserve	1,263.72	2,598.13
Total	1,302.84	2,616.46

30. Additional Information

a) Expenditure in Foreign Currency:

- On Travelling ₹15.34 Lakhs (previous year: ₹ Nil)
- Interest & Commitment expenses: ₹ 18,944.31 Lakhs (previous year: ₹9,119.43 Lakhs).

b) Earnings in Foreign Exchange:

- Interest: ₹ Nil Lakhs (previous year: ₹ 1.81 Lakhs)

c) During the year, M/s KFW paid ₹48.29 Lakhs (previous year: ₹203.98 Lakhs) (including ₹43.38 Lakhs directly to consultants hired under TA Programme under Direct Disbursement Procedures and ₹ 4.91 Lakhs directly to IREDA towards taxes) against Technical Assistance Programme (TAP) of EURO

Notes to the Financial Statements
for the year ended March 31, 2023

0.60 Million sanctioned to IREDA in respect of KFW IV lines of credit for “Technical Assistance for Solar PV Project Pipeline in India” etc.

- d) During the year, M/s KFW paid ₹116.15 ₹Nil Lakhs (previous year: ₹173.93 Lakhs) (including ₹104.34 Lakhs directly to consultants hired under TA Programme under Direct Disbursement Procedures and ₹11.81 Lakhs directly to IREDA towards taxes) against TAP of EURO 1 million sanctioned to IREDA in respect of KFW VI line of credit for expert services for capacity building measures and costs for related goods and services for IREDA.
- e) The World Bank has sanctioned a Clean Technology Fund (CTF) Grant of USD 2 Million to assist in financing of the Shared Infrastructure for Solar Parks Project under IBRD III Line of credit. During the year, World Bank released ₹174.55 Lakhs including ₹49.96 Lakhs towards revenue expenses and ₹124.59 Lakhs towards capital expenses (previous year: ₹246.92 Lakhs) to IREDA under the CTF Grant.

31. MNRE / UNDP-IREDA SCHEME FUNDS

The Company besides its own activities implements Programme on behalf of Ministry for New and Renewable Energy on the basis of Memorandum of Understanding entered into with the said Ministry. In terms of stipulations of each of the MoUs, MNRE has placed an agreed sum in respect of each Programme with the company for Programme implementation. Interest on MNRE funds is accounted as and when received. As the income generated by the MNRE Programme loans is not the income of the company and also the loan assets belong to MNRE, the same is not considered for asset classification and provisioning purposes. On closure of the respective Programme, the company is required to transfer the amount standing to the credit of MNRE (inclusive of interest accrued thereon) to MNRE after deducting the service charges, irrecoverable defaults, and other dues as stipulated in the MoU.

- a) **Generation Based Incentives (GBI) / Capital Subsidy Scheme etc.:** IREDA is the Program Administrator on behalf of Ministry of New & Renewable Energy (MNRE) for implementation of Generation Based Incentive Scheme and Capital Subsidy for Wind and Solar Power Projects registered under the Scheme. Under these schemes, fund is provided by MNRE to IREDA for the purpose of disbursement of the same towards energy generation to the GBI claimants i.e., the Project Developers/ DISCOM as per the scheme. Therefore, essentially, the activity is receipt and utilization of funds. For release of GBI fund by MNRE, IREDA is required to submit the Utilization Certificate along with Audited Statement of Expenditure duly certified by a Chartered Accountant, for the previous tranche of fund released by MNRE. The said requirement is fully complied with by IREDA, and nothing further has been required by MNRE so far. The statutory auditors have not audited the accounts of Scheme.

The amount due to MNRE on account of the above at the close of the year, along with interest on unutilized funds kept in separate bank accounts with Nationalized Banks as savings banks / short-term deposits etc. shown as Bank balances other than included in Cash and Cash Equivalents (Refer Note 3) and the corresponding liability is shown under the head Other Financial Liabilities (Refer Note 22) in the Balance Sheet.

- b) **GEF-MNRE -United Nations Industrial Development Organization (UNIDO) Project:** Ministry of New and Renewable Energy and UNIDO have jointly implemented a GEF-5 funded project on using biogas/bio-methane technology for waste to energy conversion, targeting innovations and sustainable energy generation from industrial organic wastes. Under the said project UNIDO will provide funds for subsidizing the interest rate by 5% for the project developers and IREDA is the fund handler. During the year no claims have been made to UNIDO, however funds amounting to ₹255.14 Lakhs has been received

Notes to the Financial Statements
for the year ended March 31, 2023

by IREDA towards the 1st tranche of USD 3,40,000, along with GST of ₹45.92 Lakhs (claimed on 01.02.2022). The requisite fund liability (including accrued interest) is disclosed under Note 22-Other financial liabilities.

32. MNRE GOI FULLY SERVICED BONDS

In terms of O.M. No. F.15 (4)-B (CDN)/2015 dated 03.10.16 issued by Department of Economic Affairs, Ministry of Finance, Government of India, IREDA had been asked to raise an amount of ₹ 400,000 Lakhs through GOI fully serviced bonds for utilization of the proceeds by them for MNRE Schemes / Programs relating to Grid Interactive Renewable Power, off-Grid/Distributed & Decentralized Renewable Power and Investment in Corporations & Autonomous Bodies. A MoU between MNRE and IREDA has also been signed on 25.01.17 defining the role and responsibilities of both. Para No I of General Clauses at page 5 of the MoU specifically defines that the borrowings of MNRE bonds shall not be considered as assets/liability for any financial calculation by the Company. This implies that the amount raised by way of MNRE bonds while shall be reflected in the borrowing as well as assets however, there will be no impact of the same on IREDA's borrowings/Assets or Income/Expenses.

IREDA had raised ₹ 164,000.00 Lakhs GOI Fully Serviced Bonds on behalf of MNRE during the year 2016-17 and the same has been shown under Note No. 24 – Other Non-Financial liabilities. Against this an amount of ₹ 163,879.20 Lakhs has been disbursed up to 31.03.2023 (previous year: ₹163,879.20 Lakhs) as per the instructions of the MNRE for various plans/schemes. The said amount has been shown under Note No. 17 – Other Non-Financial Assets – as amount recoverable from MNRE. The amount was kept in MIBOR Linked deposit on which the accrued interest of ₹1,160.42 Lakhs as on 31.03.2023 (previous year: ₹ 1,117.48 Lakhs) has been shown under Note No. 24 – Other Non-Financial liabilities. The balance cumulative amount (inclusive of interest accrued / earned) as on 31.03.2023 is ₹928.69 Lakhs (previous year: ₹885.75 Lakhs) which is kept in MIBOR Linked Term Deposit and remaining in Current Account amounting to ₹352.53 Lakhs as on 31.03.2023 (previous year: ₹352.53 Lakhs) which are shown under Note No. 3 – Other Bank Balances in respective sub heads.

During the year ended 31.03.2023, interest on the GOI fully Serviced Bond of ₹12,434.70 Lakhs (previous year: ₹12,434.70 Lakhs) became due for payment to the investors and the same has been received from GOI and paid to the investor.

33. SUBSIDY/ INCENTIVE RECEIVED FROM MNRE AND HANDLED ON THEIR BEHALF

A. Interest Subsidy

As per the Government policy, MNRE is providing interest subsidy. The interest subsidy is released to borrowers implementing MNRE programmes of Co-generation, Small Hydro, Briquetting, Biomass, Solar Thermal and Waste to Energy on NPV basis and for Solar and SPV programmes on actual basis. The interest subsidy is passed on to the borrowers on quarterly basis subject to complying with the terms and conditions of the sanction by these borrowers.

Notes to the Financial Statements
for the year ended March 31, 2023

The Programme-wise details of standing balances of interest subsidy are as under :-

(i) Interest subsidy received earlier and outstanding on NPV basis: -

(₹ in Lakhs)

For the year ended	Bio-mass Co-generation	Small Hydro	Sub Total (A)
31.03.2023	215.01	1.83	216.84
31.03.2022	215.01	1.83	216.84

(ii) Interest subsidy received earlier and outstanding on actual basis: -

(₹ in Lakhs)

For the year ended	Solar Thermal Sector	SPV WP 2000-01	SPV WP 2001-02	SPV WP 1999-00	SPV WP manufacturing	SPV WP 2002-03	Accelerated SWH System	Sub Total (B)	Grand Total (A+B)
31.03.2023	0.04	(51.35)	(136.03)	(6.85)	(2.97)	(41.39)	0.10	(238.45)	(21.61)
31.03.2022	0.04	(51.35)	(136.03)	(6.85)	(2.97)	(41.39)	0.10	(238.45)	(21.61)

B. Capital subsidy

During the year, an amount of ₹3,594.77 Lakhs (previous year: ₹3,871.38) was received from MNRE towards Capital Subsidy. Out of the total capital subsidy amount available, ₹3,594.77 Lakhs (as on 31.03.2022: ₹3,871.38) was passed on to the borrowers on compliance of the terms and conditions of the capital subsidy scheme.

34. Debenture Redemption Reserve

In terms of Rule 18 (7) (b) (ii) of The Companies Act 2013, the company is required to create a Debenture Redemption Reserve (DRR) upto 25% of the bonds issued through public issue. The Company has made a provision for DRR, so as to achieve the required amount over the respective tenure of the Tax-Free Bonds. Accordingly, a sum of ₹4,629.11 Lakhs has been provided for the year ended 31.03.2023 (previous year: ₹4,629.11 Lakhs).

35. NBFC Reserve

In terms of RBI circular no. DNBR (PD)CC.No.092/03.10.001/2017-18 dated May 31, 2018, IREDA is required to create NBFC reserve under Section 45-IC of RBI Act, 1934 @ 20% of post-tax profit. Accordingly, for the year ended 31.03.2023, an amount of ₹17,300 Lakhs has been appropriated (previous year: ₹12,700 Lakhs) towards NBFC reserve.

Notes to the Financial Statements
for the year ended March 31, 2023

36. Disclosure related to financial instruments

I. Fair value measurement

Financial instrument by category

Particulars (As at March 31, 2023)	Amortized Cost	At Cost	At Fair Value		Total
			Through OCI	Through P&L	
Financial assets					
Cash and cash equivalents	13,853.08	-	-	-	13,853.08
Earmarked bank balances	81,624.05	-	-	-	81,624.05
Derivative financial instruments		-	54,589.94	2,815.26	57,405.20
Trade receivables	491.42	-	-	-	491.42
Loans	4,622,692.33	-	-	-	4,622,692.33
Investments	9,930.26	-	-	-	9,930.26
Other financial assets	3,180.55	-	-	-	3,180.55
Total financial assets	4,731,771.70	-	54,589.94	2,815.26	4,789,176.90
Financial liabilities					
Derivative financial instruments		-	14,844.15	302.71	15,146.86
Trade Payables	491.15	-	-	-	491.15
Debt Securities	1,084,328.34	-	-	-	1,084,328.34
Borrowings (Other than Debt Securities)	2,867,266.36	-	-	-	2,867,266.36
Subordinated Liabilities	64,933.29	-	-	-	64,933.29
Other financial liabilities	133,500.73	-	-	-	133,500.73
Total financial liabilities	4,150,519.87	-	14,844.15	302.71	4,165,666.73

Particulars (As at March 31, 2022)	Amortized Cost	At Cost	At Fair Value		Total
			Through OCI	Through P&L	
Financial assets					
Cash and cash equivalents	13,117.48	-	-	-	13,117.48
Earmarked bank balances	39,551.85	-	-	-	39,551.85
Derivative financial instruments	-	-	38,563.24	1,269.76	39,833.00
Trade receivables	452.68	-	-	-	452.68
Loans	3,317,444.77	-	-	-	3,317,444.77
Investments	9,926.84	-	-	-	9,926.84
Other financial assets	3,182.09	-	-	-	3,182.09

Notes to the Financial Statements
for the year ended March 31, 2023

Total financial assets	3,383,675.71	-	38,563.24	1,269.76	3,423,508.71
Financial liabilities					
Derivative financial instruments	-	-	18,257.49	-	18,257.49
Trade Payables	516.95	-	-	-	516.95
Debt Securities	922,913.87	-	-	-	922,913.87
Borrowings (Other than Debt Securities)	1,773,467.47	-	-	-	1,773,467.47
Subordinated Liabilities	64,925.97	-	-	-	64,925.97
Other financial liabilities	83,559.91	-	-	-	83,559.91
Total financial liabilities	2,845,384.17	-	18,257.49		2,863,641.66

II. Fair value hierarchy

This section explains the judgement and estimates made in determining the fair values of financial instruments that are

- a) Recognized and measured at fair value and
- b) Measured at amortized cost and for which fair values are disclosed in financial statements. To provide an indication about reliability of the inputs used in determining fair value the company has classified its financial instruments into three levels prescribed under accounting standard. An explanation on each level follows underneath the table.
- c) Considering the materiality, we have ignored discounting of employee loan and security deposits.

The Company uses the following hierarchy for determining and disclosing the fair value of financial instruments by valuation technique:

Level 1: Level 1 hierarchy includes financial instruments measured using quoted prices. This includes listed equity instruments, traded bonds and mutual funds that have quoted price. The fair value of all equity instruments (including bonds) which are traded in the stock exchanges is valued using the closing price as on the reporting date. The mutual funds are valued using the closing NAV.

Level 2: Financial instruments that are not traded in active market (for example, traded bonds,) is determined using other techniques for which all inputs which have a significant effect on the recorded fair value are observable, either directly or indirectly.

Level 3: Technique which use inputs that have a significant effect on the recorded fair value that are not based on observable market data like unlisted equity securities.

Notes to the Financial Statements
for the year ended March 31, 2023

A. Financial assets and liabilities measured at fair value – recurring fair value measurements- As at 31.03.2023 *

(₹ in Lakhs)

Particulars	Level 1	Level 2	Level 3
Financial assets:-			
Derivatives designated as hedges			
Principal only swap	-	-	47,732.37
Cross currency interest rate swap	-	-	6,857.57
Derivatives not designated as hedges			
Principal only swap	-	-	2,815.26
Cross currency interest rate swap	-	-	-
Total financial assets	-	-	57,405.20
	-	-	
Financial liabilities			
Derivatives designated as hedges	-	-	
Principal only swap	-	-	14,844.15
Cross currency interest rate swap	-	-	-
Derivatives not designated as hedges			
Principal only swap	-	-	302.71
Cross currency interest rate swap	-	-	-
Total financial liabilities	-	-	15,146.86

* Amounts are shown at their Fair value

Assets and liabilities which are measured at amortised cost for which fair values are disclosed

(₹ in Lakhs)

As at 31.03.2023 *	Level 1	Level 2	Level 3
Financial assets			
Financial assets at amortized cost:			
Loan to companies	-	-	4,616,389.25
Total financial assets	-	-	4,616,389.25
Financial Liabilities			
Financial liabilities at amortized cost:			
Debt securities	-	-	1,084,328.34
Borrowings (other than debt securities)	-	-	2,867,266.36
Subordinated liabilities	-	-	64,933.29
Total financial liabilities	-	-	4,016,528.00

* Amounts are shown at their Fair value

Notes to the Financial Statements
for the year ended March 31, 2023

**B. Financial assets and liabilities measured at fair value – recurring fair value measurements-
As at 31.03.2022 ***

(₹ in Lakhs)

Particulars	Level 1	Level 2	Level 3
Financial assets:-			
Derivatives designated as hedges			
Principal only swap	-	-	35,364.09
Cross currency interest rate swap	-	-	3,199.15
Derivatives not designated as hedges			
Principal only swap	-	-	1,269.76
Cross currency interest rate swap	-	-	-
Total financial assets	-	-	39,833.00
Financial liabilities			
Derivatives designated as hedges			
Principal only swap	-	-	18,257.49
Cross currency interest rate swap	-	-	-
Derivatives not designated as hedges			
Principal only swap	-	-	-
Cross currency interest rate swap	-	-	-
Total financial liabilities	-	-	18,257.49

* Amounts are shown at their Fair value

Assets and liabilities which are measured at amortized cost for which fair values are disclosed

(₹ in Lakhs)

As at 31.03.2022*	Level 1	Level 2	Level 3
Financial assets			
Financial assets at recognize:			
Loan to companies	-	-	3,309,948.30
Total financial assets	-	-	3,309,948.30
Financial Liabilities			
Financial liabilities at recognize:			
Debt securities	-	-	922,913.87
Borrowings (other than debt securities)	-	-	1,773,467.47
Subordinated liabilities	-	-	64,925.97
Total financial liabilities	-	-	2,761,307.31

* Amounts are shown at their Fair value

Notes to the Financial Statements
for the year ended March 31, 2023

III. Valuation technique used to determine fair value

MTM calculation is based upon the valuation provided by the registered independent valuer as defined under rule 2 of Companies (Registered Valuers and valuation) Rules, 2017, for outstanding derivative instrument at reporting date.

Fair value measurements using significant unobservable inputs (level 3)

Pre-tax rate that reflects current market assessments of the time value of money and the risk specific to the asset.

The following table presents changes in level 3 items for the year ended 31.03.2023 and 31.03.2022: -

Particulars	(₹ in Lakhs)	
	Derivative Instruments	Derivative item
Gains/(losses) recognized in profit and loss under Derivative deals in derivative accounting	1,242.79	-
Gains/(losses) recognized in Other Comprehensive Income	17,037.68	(22,058.82)
As on 31.03.2023	18,280.47	(22,058.82)
Gains/(losses) recognized in profit and loss under Derivative deals in derivative accounting	(147.36)	-
Gains/(losses) recognized in Other Comprehensive Income	(10,656.67)	333.53
As on 31.03.2022	(10,804.03)	333.53

IV. Valuation Processes

For valuation of MTM value of hedge deal, IREDA has obtained valuation from a registered independent expert valuer, who has provided such valuation after considering movement in market position, movement in exchange rate, interest rate etc.

V. Fair value of financial assets and liabilities measured at amortized cost

Particulars	As at 31.03.2023		As at 31.03.2022	
	Carrying amount	Transaction value	Carrying amount	Transaction value
Financial assets at amortized cost:				
Loan to companies	4,616,389.25	4,632,998.88	3,309,948.30	3,320,089.79
Total financial assets	4,616,389.25	4,616,389.25	3,309,948.30	3,320,089.79

Notes to the Financial Statements
for the year ended March 31, 2023

(₹ in Lakhs)

Particulars	As at 31.03.2023		As at 31.03.2022	
	Carrying amount	Transaction value	Carrying amount	Transaction value
Financial liabilities at amortized cost:				
Debt securities	1,084,328.34	1,084,505.46	922,913.87	923,165.46
Borrowings (other than debt securities)	2,867,266.36	2,867,267.09	1,773,467.47	1,773,469.59
Subordinated liabilities	64,933.29	65,000.00	64,925.97	65,000.00
Total financial liabilities	4,016,528.00	4,016,772.55	2,761,307.31	2,761,635.05

The carrying amount of the trade receivables, trade payables, cash and cash equivalents, other bank balance, other financial assets and liabilities are considered to be same as their fair values, due to their short-term nature.

The fair values for borrowings, loans to companies, debt securities are calculated based on cash flows discounted using current lending rate. They are classified as level 3 fair values in the fair value hierarchy due to the inclusion of unobservable inputs, including own credit risk.

The fair values of non-current borrowings are based on discounted cash flows using a current borrowing rate. They are classified as level 3 fair values in the fair value hierarchy due to the use of unobservable inputs, including own credit risk.

37. Financial risk management

Risk is managed through a risk management framework, identification measurement and monitoring subject to risk limits and other controls. The Board of Directors is responsible for overall risk management approach and for approving the risk management strategies and principles.

The risk committee has the responsibility for the development of risk strategy and implementing principles, framework, policies and limits. The risk committee is responsible for managing risk decisions and monitoring risk level and report to the Board. The company's finance & treasury is responsible for managing its assets and liability and overall financial structure. The Company also has ALCO in place and Board approved ALM policy for managing liquidity, funding, reviewing asset liability mismatch and setting up various risk tolerance limits. The finance & treasury is responsible for the funding and liquidity management of the company. The company also has a designated Chief Risk Officer (CRO) as per the directive of the RBI.

Company's activities expose it to market risk, liquidity risk and credit risk. To minimize any adverse effects on the financial performance of the company pertaining to foreign currency exposure arising due to the foreign currency liabilities, derivative financial instruments such as foreign exchange forward contracts, swaps etc. are entered into to hedge foreign currency risk exposures. Derivatives are used exclusively for hedging purpose and not as trading or speculative instruments. A Foreign Exchange and Derivatives Risk Management Policy, and a Foreign Exchange and Derivative Management Committee (FMC) is in place in the Company and hedging instruments are used to lower/mitigate the currency and interest rate risks on the foreign currency borrowings.

This note explains the sources of risk which the entity is exposed to and how the entity manages the risk and the impact of hedge accounting in the financial statements.

Notes to the Financial Statements
for the year ended March 31, 2023

Risk	Exposure arising from	Measurement	Management
Credit risk	Cash and cash equivalents, financial asset measured at amortized cost. (Loan & Advances), trade receivables, derivative financial instruments,	Ageing analysis Credit ratings	Diversification of bank deposits, Credit Exposure limits, letter of credit, Hedging transaction Monitoring
Liquidity risk	Borrowings and other liabilities	Rolling cash flow forecasts	Availability of committed credit lines, borrowing facilities and also short-term loans/ WC limits and OD limits
Market risk-foreign exchange	Fair value or future cash flow of financial instrument will fluctuate due to foreign exchange rate	Cash flow forecasting	Forward foreign exchange contracts, swaps etc
		Sensitivity analysis	
Market risk-interest rate	Long-term borrowings at variable rates	Sensitivity analysis	Interest rate swaps
Market risk-security prices	Investment in commercial paper	Sensitivity analysis	Portfolio diversification

A. Credit risk

Credit risk is the inherent risk in the lending operation and arises from lowering of the credit quality of the borrowers and the risk of default in repayments by the borrowers. A robust credit appraisal system is in place for the appraisal of the projects in order to assess the credit risk. The process involves appraisal of the projects, rating by external agencies and assessment of credit risk, appropriate structuring to mitigate the risk along with other credit risk mitigation measures.

The company splits its exposures into smaller homogenous portfolio based on shared credit risk characteristic, as described below in the following order:-

- Secured/ unsecured i.e., based on whether the loans are secured.
- Nature of security i.e., nature of security if the loans are determined to be secured.
- Nature of loan i.e., RE Sector to which the loan has been extended.

An assessment of whether credit risk has increased significantly since initial recognition is performed at each reporting date by considering the change in the risk of default occurring over the remaining life of the financial instrument. In determining whether the risk of default has increased significantly since initial recognition, the Company considers more than 30 days overdue as a parameter. Additionally, the Company considers any other observable input indicating a significant increase in credit risk.

The Company defines a financial instrument as in default when it has objective evidence of impairment at the reporting date. It has evaluated these loans under stage III on case-to-case basis based on the defaulted time, performance/operation of the project.

Company has recognized provision on loans and advances based on ECL Model.

Collateral and other credit enhancement.

Notes to the Financial Statements
for the year ended March 31, 2023

The amount and type of collateral required depends on an assessment of the credit risk. The main type of collaterals are FDR/BGs, Charge on immovable property belonging to the promoter and corporate guarantees on case to case basis.

- (a) The company manages and controls credit risk by setting limits on the amount of risk it is willing to accept for individual counterparties and for industry concentrations, and by monitoring exposures in relation to such limits.

i. Provision for expected credit losses

Stage	Category	Description of category	Basis for recognition of expected credit loss provision
			Loans
Stage 1	Standard Assets	Assets where counter party has strong capacity to meet the obligations and where risk of default is negligible or nil / regularly paying assets	12 month ECL
Stage 2	Loans with increased credit risk	Assets where there has been a significant increase in credit risk since initial recognition.	Lifetime expected credit losses
Stage 3	Loans- Impaired	Assets where there is high probability of default and written off assets where there is low expectation of recovery	Lifetime expected credit losses

ii. Significant estimates and judgements

Impairment of financial assets

(a) Expected Credit Loss (ECL) for loans

(₹ in Lakhs)

Stage	Asset Group	Loan Portfolio as at 31.03.2023	ECL as at 31.03.2023
Stage I	Loan	4,390,224.54	51,530.87
Stage II	Loan	161,976.23	49,183.62
Stage III	Loan	151,335.42	74,533.03
	Total	4,703,536.19	175,247.52

*Excluding Funded Interest Term Loan (FITL) balance of ₹ 2,942.77 Lakhs on which equivalent liability is standing in the books.

(b) Expected credit loss for trade receivables under simplified approach:

(₹ in Lakhs)

Stage	Asset Group	Loan Portfolio as at 31.03.2022	ECL as at 31.03.2022
Stage I	Loan	2,942,541.41	49,710.90
Stage II	Loan	267,394.83	45,519.11
Stage III	Loan	176,825.44	73,286.44
	Total	3,386,761.68*	168,516.45

*Excluding Funded Interest Term Loan (FITL) balance of ₹ 5,452.00 Lakhs on which equivalent liability is standing in the books.

Notes to the Financial Statements
for the year ended March 31, 2023

(b) Expected credit loss for trade receivables under simplified approach :

(₹ in Lakhs)

Ageing (As on 31.03.2023)	Not due	0-30 days past due	31-60 days past due	91-120 days past due	More than 120 days past due	Total
Gross carrying amount*	303.11	-	-	-	-	303.11
Expected loss rate	-	-	-	-	-	-
Expected credit losses (Loss allowance provision)	-	-	-	-	-	-
Carrying amount of trade receivables (net of impairment)	-	-	-	-	-	-
Balance as at 31.03.2023	303.11	-	-	-	-	303.11

*Represents trade receivable for Solar plant assets.

(₹ in Lakhs)

Ageing (As on 31.03.2022)	Not due	0-30 days past due	31-60 days past due	91-120 days past due	More than 120 days past due	Total
Gross carrying amount*	272.61	-	-	-	-	272.61
Expected loss rate	-	-	-	-	-	-
Expected credit losses (Loss allowance provision)	-	-	-	-	-	-
Carrying amount of trade receivables (net of impairment)	272.61	-	-	-	-	272.61
Balance as at 31.03.2022	272.61	-	-	-	-	272.61

*Represents trade receivable for Solar plant assets.

B. Liquidity Risk

Liquidity Risk is the inability to meet short term and long-term liabilities as and when they become due. Liquidity is monitored by Liquidity gap analysis. The Liquidity risk is managed by a number of strategies such as Short term & long-term resource raising, resource raising based on projected disbursement and maturity profile.

(i) Financing arrangements

The company had access to the following undrawn borrowing facilities at the end of the reporting year:

Notes to the Financial Statements
for the year ended March 31, 2023

(₹ in Lakhs)

Particulars	As at 31.03.2023	As at 31.03.2022
Fixed rate		
- Expiring within one year (Financial institutions –Forex Loans)	14,700.38	3,173.41
- Expiring within one year (Bank Loans)	-	60,000.00
- Expiring beyond one year (Financial institutions –Forex Loans)	-	13,550.65
Floating rate		
- Expiring within one year (Financial institutions –Forex Loans)	48,845.06	-
- Expiring within one year (Bank Loans)	572,500.00	209,999.00
- Expiring beyond one year (Bank loans)	-	-
- Expiring beyond one year (Financial institutions –Forex Loans)	168,865.29	200,737.87

The Company has working capital facilities in the form of cash credit (CC)/overdraft (OD)/short term loan (STL)/working capital demand loan (WC DL) aggregating to ₹ 293,000 Lakhs, (previous year 31.03.2022: ₹ 323,000 Lakhs). The Utilization of overall working capital as on 31.03.2023 is ₹ 100,000 Lakhs (previous year: ₹ 20,144.23 Lakhs).

Notes to the Financial Statements
for the year ended March 31, 2023

(ii) Maturities of financial liabilities

The tables below analyse the company's financial liabilities into relevant maturity groupings based on their contractual maturities for all non-derivative financial liabilities for which the contractual maturities are essential for an understanding of the timing of the cash flows:-

The amounts disclosed in the table are the contractual undiscounted cash flows.

As at 31.03.2023

Particulars	(₹ in Lakhs)										
	1-7 Days	8-14 Days	15-30/31 days (1 month)	Over 1 months -2 months	Over 2 months - 3 months	Over 3 months - upto 6 months	Over 6 months - upto 1 year	Over 1 year & up to 3 years	Over 3 & up to 5 years	Over 5 years	Total
Rupee Borrowings	-	-	52,083.33	37,964.00	103,531.40	112,914.93	458,535.44	990,324.35	369,243.60	878,882.77	3,003,479.83
Foreign Currency Liabilities	-	-	6,966.38	11,807.55	11,340.60	7,342.52	49,287.09	160,774.66	160,863.41	604,910.51	1,013,292.72

As at 31.03.2022

Particulars	(₹ in Lakhs)										
	1-7 Days	8-14 Days	15-30/31 days (1 month)	Over 1 months -2 months	Over 2 months - 3 months	Over 3 months - upto 6 months	Over 6 months - upto 1 year	Over 1 year & up to 3 years	Over 3 & up to 5 years	Over 5 years	Total
Rupee Borrowings	20,144.23	-	-	4,166.67	51,048.26	33,092.50	270,237.48	518,893.57	251,892.40	568,956.80	1,718,431.92
Foreign Currency Liabilities	-	-	6,423.27	4,233.00	20,402.98	7,029.47	39,804.71	158,005.99	152,531.84	654,771.88	1,043,203.14

Notes to the Financial Statements
for the year ended March 31, 2023

C. Market Risk

Market risk is the possibility of loss mainly due to fluctuation in the interest rates and foreign currency exchange rates. To mitigate the lending interest rate risk, the company has a committee which periodically reviews its lending rates based on market conditions, ongoing interest rates of the peers and incremental cost of borrowings.

Company's borrowings comprise of both floating rate and fixed rate borrowings linked to benchmark rates as applicable. For the foreign currency borrowings, the company mitigates the risk due to floating interest rate by taking hedging arrangements. Further the company periodically monitors the floating rate linked portfolio.

The foreign exchange borrowings from overseas lending agencies exposes the company to foreign currency exchange rate movement risk. As per the Board approved policy, company mitigates the foreign currency exchange rate risk by undertaking various derivative instruments to hedge the risk such as Principal only swap, Currency and Interest Rate Swaps (derivatives transactions), forward contracts etc. These derivative contracts, carried at fair value, have varying maturities depending upon the underlying contract requirement and risk management strategy of the Company.

I. Foreign currency risk: -

The company has foreign exchange exposure in the form of borrowings from overseas lending agencies as part of its resources raising strategy. Large cross border flows together with the volatility may render IREDA's Balance Sheet vulnerable to exchange rate movements. As per its Board approved policy, company mitigates the foreign exchange risk through Principal only swap, Currency and Interest Rate Swap etc. (derivatives transactions). These foreign exchange contracts, carried at fair value, have varying maturities depending upon the underlying contract requirement and risk management strategy of the Company.

(a) Foreign currency risk exposure:

The company's exposure to foreign currency risk at the end of the reporting year expressed in INR, are as follows: -

(₹ in Lakhs)

Particulars	As at 31.03.2023			As at 31.03.2022		
	USD	Euro	JPY	USD	Euro	JPY
Financial assets						
Bank balance in foreign countries	2.71	-	-	2.51	-	-
Derivative assets						
Foreign exchange swap contracts	49,613.96	2,921.72	4,869.52	34,596.66	734.97	4,501.37
Financial liabilities						
Foreign currency loan	473,828.80	186,937.19	352,526.72	461,558.81	217,557.92	364,086.40
Derivative liabilities						
Foreign exchange swap contracts	14.97	821.45	14,310.44	728.77	3,076.35	14,452.38
Net exposure to foreign currency risk (liabilities)	424,227.10	184,836.92	361,967.64	427,688.41	219,899.30	374,037.41
Net exposure to foreign currency risk (Assets)	-	-	-	-	-	-

(b) Sensitivity

Sensitivity of profit and loss due to changes in exchange rates arises mainly from foreign currency denominated financial instruments. The below table presents the impact on Statement of Profit and Loss (+ Gain / (-) Loss) due to changes in foreign currency exchange rate against INR by 5% on foreign currency exposure*: -

Notes to the Financial Statements
for the year ended March 31, 2023

(₹ in Lakhs)

Particulars	As at 31.03.2023		As at 31.03.2022	
	Decrease	Increase	Decrease	Increase
	On account of change in foreign exchange rate			
USD Sensitivity	(508.75)	508.75	(1,041.45)	1,041.45
EUR Sensitivity	2,613.59	(2,613.59)	3,037.72	(3,037.72)
JPY Sensitivity	6,663.74	(6,663.74)	6,427.55	(6,427.55)

*Holding all other variables constant

II. Cash flow and fair value interest rate risk

Interest rate risk is the risk that the fair value or future cash flows of a financial instrument will fluctuate because of changes in market interest rates. The Company's exposure to the risk of changes in market interest rates relates to the long-term foreign currency loans with floating interest rates and floating interest rate term loan from banks. The Company manages its foreign currency interest rate risk according to its Board approved Foreign Currency and Derivatives Risk Management policy.

The company's fixed rate rupee borrowings are carried at amortized cost. They are therefore not subject to interest rate risk, since neither the carrying amount nor the future cash flows will fluctuate because of a change in market interest rates.

(a) Interest rate risk exposure

The exposure of the group's borrowing to interest rate changes at the end of the reporting year are as follows:

(₹ in Lakhs)

Particulars	As at 31.03.2023	As at 31.03.2022
Variable rate borrowings		
Domestic	1,056,417.84	264,298.42
International	349,326.81	351,939.26
Total	1,405,744.65	616,237.68

(b) Sensitivity

Profit or loss is sensitive to higher/lower interest expense from borrowings as a result of changes in interest rates.

(₹ in Lakhs)

Particulars	Impact on profit after tax	
	As at 31.03.2023	As at 31.03.2022
Interest rates – increase by 50 basis points*	(7,028.72)	(3,081.19)
Interest rates – decrease by 50 basis points	7,028.72	3,081.19

* Holding all other variables constant

Notes to the Financial Statements
for the year ended March 31, 2023

(c) Impact of hedging activities

Derivative financial instruments and Hedge accounting

The Company has a Board approved policy for undertaking derivative financial instruments, such as Principal Only Swap (POS), Cross Currency & Interest Rate Swap (CCIRS), Forwards, Interest Rate Swaps (IRS), Cross, Currency and Cross Currency Options, structured / cost reduction products etc. to hedge and mitigate its foreign currency risks and interest rate risks.

The Company uses derivative financial instruments, in form of Principal Only Swap (POS), Cross Currency & Interest Rate Swap (CCIRS), Forwards, Interest Rate Swaps (IRS), Cross, Currency and Cross Currency Options, structured / cost reduction products etc. to hedge its foreign currency risks and interest rate risks.

Hedge ineffectiveness is determined at the inception of the hedge relationship, and through periodic prospective effectiveness assessments to ensure that an economic relationship exists between the hedged item and hedging instrument. The Company applies the following effectiveness testing strategies:

- For cross currency swaps and interest rate swaps that exactly match the terms of the terms of the hedged item, the economic relationship and hedge effectiveness are based on the qualitative factors using critical terms match method.

The Company has established a hedge ratio of 1:1 for the hedging relationships as the underlying risk and notional amount of the hedging instruments are identical to the hedged items.

Movement in cash flow hedge reserve :

(₹ in Lakhs)

Particulars	For the year ended 31.03.2023	For the year ended 31.03.2022
Balance at the beginning of the year	12,002.55	22,325.69
Change in the fair value of effective portion of hedging instruments	17,037.68	(10,656.67)
Foreign exchange gain/ (losses) on hedged items.	(22,058.82)	333.53
Balance at the end of the year (before taxes)	6,981.41	12,002.55

Disclosures of effects of hedge accounting on Balance Sheet:

As at 31.03.2023

(₹ in Lakhs)

Type of hedge and risks	Maturity dates	Hedge ratio	Weighted average strike price/rate	Change in fair value of hedging instruments
Cash flow hedge				
Foreign exchange and interest rate risk				
(i) Principal Only Swaps				
- USD	15-Oct-2024 to 09-Mar-2037	1:1	69.5835	10,672.83
- EUR	30-Dec-2023 to 31-May-2029	1:1	81.3355	4,413.53
- JPY	19-June-2023 to 20-Mar-2025	1:1	0.6481	695.27

Notes to the Financial Statements
for the year ended March 31, 2023

(ii) Cross Currency Interest Rate Swaps				
- USD	15-July-2026 to 15-Oct-2026	1:1	67.0752	3,512.76
- EUR	30-Jun-24	1:1	81.4	28.12
- JPY	19-Jun-24	1:1	0.5925	117.53

As at 31.03.2022

(₹ in Lakhs)

Type of hedge and risks	maturity dates	Hedge ratio	Weighted average strike price/rate	Change in fair value of hedging instruments
Cash flow hedge				
Foreign exchange and interest rate risk				
(i) Principal Only Swaps				
- USD	15-Oct-2024 to 09-Mar-2037	1:1	69.5146	2,728.27
- EUR	30-Dec-2022 to 31-May-2029	1:1	81.7493	(4,763.02)
- JPY	19-Mar-2023 to 20-Mar-2025	1:1	0.6480	(9,421.19)
(ii) Cross Currency Interest Rate Swaps				
- USD	15-July-2026 to 15-Oct-2026	1:1	67.0760	1,883.27
- EUR	30-Jun-24	1:1	81.4	(22.76)
- JPY	19-Jun-24	1:1	0.5925	192.46

For details regarding notional amounts and carrying amount of derivatives, please refer Note 4 – Derivative financial Instruments in the financial statements.

Effects of hedge accounting on statement of Profit and loss and other comprehensive income: -**As at 31.03.2023**

(₹ in Lakhs)

Type of hedge	Change in fair value of hedging instrument recognised in other comprehensive income	Hedge ineffectiveness recognized in statement of profit and loss	Foreign exchange gain/ (losses) on hedged item	Line item affected in other comprehensive income
Cash Flow Hedge				
Foreign exchange and interest rate risk	17,037.68	-	(22,058.82)	Effective portion of gain /(loss) on hedging instrument in cash flow hedge reserve

Notes to the Financial Statements
for the year ended March 31, 2023

As at 31.03.2022

(₹ in Lakhs)

Type of hedge	Change in fair value of hedging instrument 31 recognize in in other comprehensive income	Hedge ineffectiveness recognized in statement of profit and loss	Foreign exchange gain/ (losses) on hedged item	Line item affected in other comprehensive income
Cash Flow Hedge				
Foreign exchange and interest rate risk	(10,656.67)	-	333.53	Effective portion of gain /(loss) on hedging instrument in cash flow hedge reserve

38. Capital Management

Risk Management:

The primary objective of the Company's capital management policy is to ensure compliance with regulatory capital requirements. In line with this objective, the Company ensures adequate capital at all times and manages its business in a way in which capital is protected, satisfactory business growth is ensured, cash flows are monitored and rating are maintained.

Consistent with others in the industry, the company monitors capital on the basis of the following ratio: Net debt (total borrowings) divided by Total 'Equity' as shown in the balance sheet.

The debt –equity ratio of the Company is as follows:

(₹ in Lakhs)

Particulars	As at 31.03.2023	As at 31.03.2022
Debt	4,016,528.00	2,761,307.31
Equity (including capital reserve)	593,516.95	526,811.31
Debt-Equity Ratio	6.77	5.24

39. Disclosure required under SEBI guidelines for “Funds raising by issuance of Debt Securities by Large Entities”:

In compliance with SEBI circular no. SEBI/HO/DDHS/CIR/P/2018/144 dated November 26, 2018, IREDA identified itself as a Large Entity Corporate as per the applicability criteria given under the aforesaid circular. Accordingly, the following is being disclosed:

Name of the Company : INDIAN RENEWABLE ENERGY DEVELOPMENT AGENCY LTD

CIN : U65100DL1987GOI027265

Report filed for FY : 2022-23

Notes to the Financial Statements
for the year ended March 31, 2023

For the FY 2022-23

(₹ in Lakhs)

Particulars	Details
2-year Block period	2022-23, 2023-24
Incremental borrowing done in FY 22-23 (approx.) (a)	15,793.40*
Mandatory borrowing to be done through issuance of debt Securities (approx.) (b)= (25% of a)	3,948.35
Actual borrowings done through debt securities in FY (c)	3,863.40
Shortfall in the mandatory borrowing through debt securities for FY 21-22 carried forward to FY 22-23 (d) {If the calculated value is zero or negative, write "nil"}	1,031.75
Quantum of (d) , which has been met from (c)- (e)	1,031.75.
Shortfall, if any, in the mandatory borrowing through debt securities for FY 2023 (approx.) (f)=(b)-((c)-(e))	1,116.70

* Excludes Loan from Bilateral/Multilateral institutions and Short-Term Loans.
Details of penalty to be paid, if any, in respect of previous block: NIL

For the FY 2021-22

(₹ in Lakhs)

Particulars	Details
2-year Block period	2021-22, 2022-23
Incremental borrowing done in FY 22-23 (approx.) (a)	455,101.00*
Mandatory borrowing to be done through issuance of debt Securities (approx.) (b)= (25% of a)	113,775.25
Actual borrowings done through debt securities in FY 21-22 (c)	10,600.00
Shortfall in the mandatory borrowing through debt securities for FY 2021 carried forward to FY 21-22 (d)	N.A.
Quantum of (d) , which has been met from (c) , (e)	N.A.
Shortfall, if any, in the mandatory borrowing through debt securities for FY 2022 (approx.) (f)=(b)-((c)-e)	103,175.25**

* Excludes Loan from Bilateral/Multilateral institutions

** The necessary compliances shall be made in the 2-year block period

40. Disclosure related to COVID 19

The Company has considered the possible effects from the pandemic relating to COVID-19 in the preparation of these financial statements including the recoverability of carrying amounts of financial and non-financial assets and ECL calculations. The Company will continue to closely monitor any material changes to future economic conditions.

41. Consortium matter under NCLT – M/s Gangakhed Sugar & Energy Limited

During the financial year 2019-20, a fraud was detected by UCO Bank and other bankers of M/s Gangakhed Sugar & Energy Limited. UCO bank has declared the account as fraud on May 11, 2020, and OBC has declared

Notes to the Financial Statements
for the year ended March 31, 2023

the said account as fraud on January 21, 2020. The Company has sanctioned a project loan of ₹ 10,000.00 Lakhs out of which an amount of ₹ 4,960.61 Lakhs is outstanding as on 31.03.2023 (previous year: ₹ 5,107.95 Lakhs). The said account is NPA in the books of the Company since 30.09.2019. IREDA's loan facility was takeout of existing loan towards Cogeneration asset. As per the audit report shared by consortium lead, no instance of fraud was mentioned towards cogeneration asset. The Borrower Company is under insolvency process through NCLT since October 2019. All transactions including the fraudulent transactions and resolution plan are presently listed for decision by NCLT Mumbai Bench under IBC and hearing is underway.

42. Disclosure - for AP cases involving Power Purchase Agreement (PPA) issue- Accounts with over dues beyond 90 days but not treated as credit impaired.

Several borrowers have obtained an interim order from Hon'ble High Court of Andhra Pradesh to not to classify the account as Non-Performing Asset. Accordingly, the loan outstanding of the borrower have not been classified as Stage III Asset, even though the over dues are more than 90 days old. However, the Company has created an adequate provision of ₹48,510.54 Lakhs on Loan outstanding of ₹89,312.93 Lakhs in the books of accounts as per Expected Credit Loss (ECL) as on 31.03.2023 (previous year: provision of ₹39,543.65 Lakhs on Loan outstanding of ₹91,879.22 Lakhs) after considering the financial and operational parameters of the projects. Though the accounts are not declared as NPA, but the income is booked into this account on cash /realization basis (i.e., any 'interest due and not received' is reversed and not been taken as interest income)

(₹ in Lakhs)				
Particulars	No. of a/c	Outstanding Amount	Over Due Amount	ECL Amount
As on 31.03.2023	7	89,312.93	54,932.69	47,646.73
As on 31.03.2022	8	91,879.22	40,041.53	39,543.65

43. Equity Infusion

In the budget announcement of February 2021, Hon'ble Finance Minister had announced infusion of ₹150,000.00 Lakhs as equity in the company. During the FY22, the Government of India infused equity of ₹150,000.00 Lakhs, as a result the Paid-up Equity Share Capital of the Company has increased to ₹ 228,460 Lakhs as on the year ended 31.03.2022. Accordingly, the 1,500,000,000 equity shares were allotted on 31.03.2022 to the President of India, through Secretary, Ministry of New and Renewable Energy (MNRE). Paid up equity capital as on 31.03.2023: ₹ 228,460 Lakhs (₹ 228,460 Lakhs in the previous year).

Said infusion of equity has enhanced the capital base and enabled the company to leverage it and do higher on lending for Renewable Energy (RE) projects thus contributing to the Government of India target of RE capacity installation. Refer Note 25 of the financial statements.

Notes to the Financial Statements
for the year ended March 31, 2023

44. Disclosure in respect of Indian Accounting Standard (Ind AS) -20 “Accounting for Government Grant and Disclosure of Government Assistance”

a) Grant for Capital Assets

- **Intangible assets under development**

The expenditure incurred for development of Enterprise Resource Planning (ERP) software – Microsoft Dynamics 365 (D365), which are eligible for capitalization under intangible assets is carried as ‘Intangible assets under development’ till they are ready for their intended use. As on 31.03.2023, the Company has disclosed an amount of ₹485.57 (previous year: ₹311.16 Lakhs) under “intangible assets under development” (Refer Note 15 of the Financial Statements).

- **World Bank Clean Technology Fund (CTF) Grant: -**

World Bank CTF Grant received related to Intangible assets under development are treated as deferred income and are recognized in the Statement of Profit and Loss on a systematic and rational basis over the useful life of the asset. Systematic allocation of deferred income will start from the date of being ready for intended use of software – Microsoft Dynamics 365 (D365).

The company has disclosed ₹485.57 Lakhs as grant (including reimbursement, direct disbursement to vendor and amount yet to be reimbursed from World Bank for the expenses incurred) (previous year ₹311.16 Lakhs) towards the development of intangible assets till 31.03.2023. The company has disclosed the said grant as “Capital Grant from World Bank -Clean Technology Fund (CTF)” under “Other non- financial liabilities”. (Refer Note 24 of the Financial Statements)

b) Revenue Grant

The Company has received a revenue grant “Technical Assistance” (TA) from KFW and World Bank, amounting to ₹214.40 Lakhs for the year ended 31.03.2023 (previous year: ₹429.49 Lakhs) for engaging external consultant to assess loan applications submitted by borrowers for credit line of KFW and IREDA. The Company in compliance with Ind AS 20 “Government grant and assistance” has adopted to present its revenue grant as deduction to the related expenses.

Following table discloses the amount recognized in the statement of profit and loss account: -

(₹ in Lakhs)			
Years	TA Component received	Expenses incurred against the TA	Net amount recognized in profit and loss
Year ended 31.03.2023	214.40	214.40	-
Year ended 31.03.2022	429.49	429.49	-

Notes to the Financial Statements
for the year ended March 31, 2023

**45. The details of Title deeds of Immovable Properties not held in name of the Company are as under :-
As at 31.03.2023**

Relevant line item in the Balance sheet	Description of item of property	Gross carrying value (₹ in Laks)	Title deeds held in the name of	Whether title deed holder is a promoter/director or relative of promoter/director or employee of promoter /director	Property held since	Reason for not being held in the name of the company
Right of use asset	Office premises-IHC	172.34	Occupied on the basis of Allotment Letter Issued by IHC	No	Allotment letter dt. 12.04.1993	The execution of Tripartite Conveyance Deed / Agreement by India Habitat Centre (IHC) [between Land & Development Office (L&DO), IHC and allottee institutions] is pending in respect of all allottee institutions at IHC including IREDA. IHC is following with L&DO for execution of lease deed. Draft of lease deed has been cleared by L&DO. IHC on 24.03.23 has informed that the matter has been resolved amicably and court passed the order to the same effect. Further, two other petitions were also withdrawn by both the parties IHC and SDMC vide order dated 11.04.23. Company is communicating with IHC for execution of tripartite lease deed.
Investment property	Office premises-AKB	2,110.10	Occupied on the basis of perpetual lease deed by HUDCO	No	Allotment letter dt. 04.12.2006	The transfer of property rights is being followed with Housing Urban Development Corporation Limited (HUDCO). Latest communication was on 16.06.22.
	Residential flat	8.75	Agreement to sell by HPL	No	23.06.1994	The transfer of property is being followed by Hindustan Prefab Limited (HPL) with L&DO, Thereafter, the execution of Deed will take place, latest communication was on 23.01.2023.

As at 31.03.2022

Relevant line item in the Balance sheet	Description of item of property	Gross carrying value (₹ in Laks)	Title deeds held in the name of	Whether title deed holder is a promoter/director or relative of promoter/director or employee of promoter /director	Property held since	Reason for not being held in the name of the company
Right of use asset	Office premises-IHC	172.34	Occupied on the basis of Allotment Letter Issued by IHC	No	Allotment letter dt. 12.04.1993	The execution of Tripartite Conveyance Deed / Agreement by IHC [between L&DO, IHC and allottee institutions] is pending in respect of all allottee institutions at IHC including IREDA. IHC is following with L&DO for execution of lease deed. Draft of lease deed has been cleared by L&DO.
Investment property	Office premises-AKB	2,110.10	Occupied on the basis of perpetual lease deed by HUDCO	No	Allotment letter dt. 04.12.2006	The transfer of property rights is being followed with HUDCO
	Residential flat	8.75	Agreement to sell by HPL	No	23.06.1994	The transfer of property is being followed by HPL with L&DO. Thereafter, the execution of Deed will take place.

Notes to the Financial Statements
for the year ended March 31, 2023

46. Loans or advances in the nature of loans granted to promoters, directors, KMPs and related parties (as defined under the Companies Act, 2013), either severally or jointly with any other person that are:

- (a) Repayable on demand or
- (b) Without specifying any terms or period of repayment

(₹ in Lakhs)

Type of Borrower	As at 31.03.2023		As at 31.03.2022	
	Amount of loan or advance in the nature of loan outstanding	%age to total Loans & Advances in the nature of loans	Amount of loan or advance in the nature of loan outstanding	%age to total Loans & Advances in the nature of loans
Promoter	Nil		Nil	
Directors				
KMPs				
Related Parties				

47. Details of Benami Property held

No proceedings have been initiated or pending against the company for holding any benami property under the Benami Transactions (Prohibition) Act, 1988 (45 of 1988) and rules made thereunder during the current and previous financial years.

48. Relationship with Struck off Companies.

As at 31.03.2023

Name of struck off Company	Nature of transactions with struck-off Company	Balance outstanding as on 31.03.2023 (₹ in Lakhs)	Relationship with the Struck off company, if any,	Balance outstanding as on 31.03.2022 (₹ in Lakhs)	Relationship with the Struck off company, if any,
SPV Power Limited	Receivables	0.10	-	0.10	-
Mahakrishna Financial Services Limited	Receivables	0.10	-	0.10	-
Ocha Pine Fuels Private Limited	Receivables	0.10	-	0.10	-
Sujas Energy Products Private Limited	Receivables	0.10	-	0.10	-
Vijayshree Chemicals Private Limited	Receivables	0.10	-	0.10	-
Newam Power Company limited	Receivables	0.10	-	0.10	-

The balances are being carried in the books in view of the recovery proceedings in respective cases from the promoters / guarantors in various legal forums.

Notes to the Financial Statements
for the year ended March 31, 2023

49. Registration of charges or satisfaction with Registrar of Companies (ROC)

All forms were filed on time except the following two charge forms on which additional fees has been paid due to launch of MCA Version 3. MCA has disabled the e-Filings of forms including CHG-1, CHG-4, CHG-6, and CHG-8 on V2 portal from 15th Aug 2022 due to launch of MCA 21-V3 Portal.

1. Creation of Charge in favour of Bank of India for an amount of ₹ 110,000 Lakhs. Agreement was executed with BOI on 27.07.2022 and accordingly due date of filing of form was 25.08.2022 and form was filed on 26.09.2022 on V3 portal of MCA.
2. Creation of Charge in favour of Punjab National Bank for an amount of ₹ 150,000 Lakhs. Agreement was executed with PNB on 29.07.2022 and accordingly Due date of filing of form was 27.08.2022 and form filed on 27.09.2022 on V3 portal of MCA.

50. Undisclosed income

There were no transactions not recorded in the books of accounts that has been surrendered or disclosed as income during the current and previous reporting years in the tax assessments under the Income Tax Act, 1961. Thus, no further accounting in the books of accounts is required.

51. Compliance with number of layers of companies

Company has not invested in layers of companies as specified under Companies (Restriction on number of Layers) Rules, 2017 during the current and previous reporting years.

52. Compliance with approved Scheme(s) of Arrangements

No scheme of Arrangements has been approved by the competent authority in terms of sections 230 to 237 of the Companies Act, 2013 during the current and previous reporting year.

53. Utilization of Borrowed funds and Share premium

- a. Company has not advanced or loaned or invested any funds (either borrowed funds or share premium or any other sources or kind of funds) to any other person(s) or entity(ies), including foreign entities (Intermediaries) with the understanding (whether recorded in writing or otherwise) that the Intermediary shall
 - i. Directly or indirectly lend or invest in other persons or entities identified in any manner whatsoever by or on behalf of the company (Ultimate Beneficiaries) or
 - ii. Provide any guarantee, security or the like to or on behalf of the Ultimate Beneficiaries
- b. Further, the company has not received any fund from any person(s) or entity (ies), including foreign entities (Intermediaries) with the understanding (whether recorded in writing or otherwise) that the company shall
 - i. Directly or indirectly lend or invest in other persons or entities identified in any manner whatsoever by or on behalf of the company (Ultimate Beneficiaries) or
 - ii. Provide any guarantee, security, or the like to or on behalf of the Ultimate Beneficiaries.

The company is of the opinion that the money receivable with respect to the MNRE GOI Fully Serviced Bonds (Refer Note 38(33)) is not covered under the above disclosure as the same is in accordance with the mandate / MOU of the GOI.

Notes to the Financial Statements
for the year ended March 31, 2023

54. Details of Crypto Currency or Virtual Currency

Company has not traded or invested in Crypto currency or Virtual Currency during the current and previous reporting years.

55. One Time Settlement (OTS), Write - Offs (Loan Assets).

During the year ended 31.03.2023, Seven (07) OTS were sanctioned / extended (previous year: Seven (07)), out of which Seven (07) OTS stands fully settled (previous year: Two (02)). Total amount of ₹ 5,390.92 Lakhs (previous year ₹ 916.60 lakhs) has been recovered against the said settled OTS resulting in income of ₹ 1,175.34 Lakhs (previous year ₹ 204.16 lakhs) and write back of impairment allowance of ₹ 1,504.87 Lakhs (previous year ₹ 1,301.76 lakhs). The Company has written off an amount of ₹ 799.76 lakhs (previous year ₹ 1,301.66 Lakhs).

The Company has written off an amount of ₹ 0.70 Lakhs (previous year: ₹ 0.30 lakhs) pertaining to Seven (07) borrowers (previous year three (03) borrowers) classified as “NPA loss assets”.

56. Recent accounting pronouncement:

On March 31, 2023, MCA amended the Companies (Indian Accounting Standards) Rules, 2015, applicable from April 1, 2023, as below: -

a) Ind AS 1 – Presentation of Financial Statements: -

The amendments require companies to disclose their material accounting policies rather than their significant accounting policies. Accounting policy information, together with other information, is material when it can reasonably be expected to influence decisions of primary users of general-purpose financial statements. The company does not expect this amendment to have any significant impact in its financial statements.

b) Ind AS 12 – Income Taxes: -

The amendments clarify how companies account for deferred tax on transactions such as leases and decommissioning obligations. The amendments narrowed the scope of the recognition exemption in paragraphs 15 and 24 of Ind AS 12 (recognition exemption) so that it no longer applies to transactions that, on initial recognition, give rise to equal taxable and deductible temporary differences. The company is evaluating the impact, if any, in its financial statements.

c) Ind AS 8 – Accounting Policies, Changes in Accounting Estimates and Errors: -

The amendments will help entities to distinguish between accounting policies and accounting estimates. The definition of a change in accounting estimates has been replaced with a definition of accounting estimates. Under the new definition, accounting estimates are “monetary amounts in financial statements that are subject to measurement uncertainty”. Entities develop accounting estimates if accounting policies require items in financial statements to be measured in a way that involves measurement uncertainty. The company does not expect this amendment to have any significant impact in its financial statements.

Notes to the Financial Statements
for the year ended March 31, 2023

57. EXPECTED TO BE RECOVERED/ SETTLED WITHIN 12 MONTHS AND BEYOND FOR EACH LINE ITEM UNDER ASSET AND LIABILITIES

(₹ in Lakhs)

Sl.	Particulars	As at 31.03.2023		Total
		Within 12 Months	More than 12 Months	
I	ASSETS			
A	Financial Assets			
	(a) Cash and cash equivalents	13,853.08	-	13,853.08
	(b) Bank Balance other than (a) above	75,298.24	6,325.81	81,624.05
	(c) Derivative financial instruments	258.36	57,146.84	57,405.20
	(d) Receivables			
	(I) Trade Receivables	491.38	0.04	491.42
	(II) Other Receivables	-	-	-
	(e) Loans	747,943.06	3,874,749.27	4,622,692.33
	(f) Investments	-	9,930.26	9,930.26
	(g) Other financial assets	2,055.16	1,125.41	3,180.56
	Total (A)	839,899.28	3,949,277.63	4,789,176.90
B	Non-financial Assets			
	(a) Current Tax Assets (Net)	14,392.42	-	14,392.42
	(b) Deferred Tax Assets (Net)	-	30,100.18	30,100.18
	(c) Investment Property	-	2.97	2.97
	(d) Property, Plant and Equipment	-	21,284.30	21,284.30
	(e) Capital Work-in-progress	-	13,926.35	13,926.35
	(f) Right of use asset	-	1,585.82	1,585.82
	(g) Intangible assets under development	485.57	-	485.57
	(h) Intangible assets	-	1.44	1.44
	(i) Other non-financial assets	8,874.15	164,868.23	173,742.39
	Total (B)	23,752.15	231,769.29	255,521.44
	Total Assets (A+B)	863,651.42	4,181,046.92	5,044,698.34

Notes to the Financial Statements
for the year ended March 31, 2023

Sl.	Particulars	As at 31.03.2023		Total
		Within 12 Months	More than 12 Months	
II.	LIABILITIES AND EQUITY			
	LIABILITIES			
A	Financial Liabilities			
	(a) Derivative financial instruments	8,806.72	6,340.14	15,146.86
	(b) Payables			
	(I) Trade Payables	457.13	34.02	491.15
	(c) Debt Securities	48,105.04	1,036,223.30	1,084,328.34
	(d) Borrowings (Other than Debt Securities)	803,668.21	2,063,598.15	2,867,266.36
	(e) Subordinated Liabilities	-	64,933.29	64,933.29
	(f) Other financial liabilities	92,266.89	41,233.84	1,33,500.73
	Total(A)	986,637.32	3,179,029.42	4,165,666.73
B	Non-Financial Liabilities			
	(a) Provisions	8,799.47	103,016.33	111,815.80
	(b) Other non-financial liabilities	5,553.22	168,145.63	173,698.86
	Total(B)	14,352.70	271,161.96	285,514.66
C	EQUITY			
	(a) Equity Share Capital	-	228,460.00	228,460.00
	(b) Other Equity	-	365,056.95	365,056.95
	Total (C)	-	593,516.95	593,516.95
	Total Liabilities and Equity (A+B+C)	967,656.68	4,077,041.66	5,044,698.34

Notes to the Financial Statements
for the year ended March 31, 2023

(₹ in Lakhs)

Sl.	Particulars	As at 31.03.2022		Total
		Within 12 Months	More than 12 Months	
I	ASSETS			
A	Financial Assets			
	(a) Cash and cash equivalents	13,117.48	-	13,117.48
	(b) Bank Balance other than (a) above	39,551.85	-	39,551.85
	(c) Derivative financial instruments	-	39,833.00	39,833.00
	(d) Receivables			-
	(I) Trade Receivables	452.64	0.03	452.68
	(II) Other Receivables	-	-	-
	(e) Loans	627,979.05	2,689,465.73	3,317,444.77
	(f) Investments	-	9,926.84	9,926.84
	(g) Other financial assets	2,182.17	999.92	3,182.09
	Total (A)	683,283.19	2,740,225.52	3,423,508.71
B	Non-financial Assets			
	(a) Current Tax Assets (Net)	12,984.52	-	12,984.52
	(b) Deferred Tax Assets (Net)	-	32,205.88	32,205.88
	(c) Investment Property	-	3.55	3.55
	(d) Property, Plant and Equipment	-	23,010.64	23,010.64
	(e) Capital Work-in-progress	-	12,833.28	12,833.28
	(f) Right of use asset	-	1,765.30	1,765.30
	(g) Intangible assets under development	311.16	-	311.16
	(h) Intangible assets	-	4.50	4.50
	(i) Other non-financial assets	331.67	163,881.14	164,212.81
	Total (B)	13,627.35	233,704.29	247,331.64
	Total Assets (A+B)	696,910.54	2,973,929.80	3,670,840.35

Notes to the Financial Statements
for the year ended March 31, 2023

Sl.	Particulars	As at 31.03.2022		Total
		Within 12 Months	More than 12 Months	
II.	LIABILITIES AND EQUITY			
	LIABILITIES			
A	Financial Liabilities			
	(a) Derivative financial instruments	1,920.03	16,337.47	18,257.49
	(b) Payables			
	(I) Trade Payables	474.69	42.26	516.95
	(c) Debt Securities	225,000.00	697,913.87	922,913.87
	(d) Borrowings (Other than Debt Securities)	231,582.56	1,541,884.91	1,773,467.47
	(e) Subordinated Liabilities	-	64,925.97	64,925.97
	(f) Other financial liabilities	44,655.73	38,904.19	83,559.91
	Total(A)	503,633.00	2,360,008.66	2,863,641.67
B	Non-Financial Liabilities			-
	(a) Provisions	792.91	104,803.66	105,596.56
	(b) Other non-financial liabilities	5,226.05	169,564.76	174,790.81
	Total(B)	6,018.95	274,368.42	280,387.37
C	EQUITY			
	(a) Equity Share Capital	-	228,460.00	228,460.00
	(b) Other Equity	-	298,351.31	298,351.31
	Total(C)	-	526,811.31	526,811.31
	Total Liabilities and Equity(A+B+C)	509,651.96	3,161,188.39	3,670,840.35

Notes to the Financial Statements
for the year ended March 31, 2023

58. DISCLOSURES IN TERMS OF VARIOUS DIRECTIONS / CIRCULARS OF RESERVE BANK OF INDIA FOR NON-BANKING FINANCIAL COMPANIES

A. Resolution plans implemented in terms of Master Direction DNBR.PD.008/03.10.119/2016-17 dated 01.09.2016 (as amended)

(₹ in Lakhs)

FY	No of Borrower	Principal Outstanding at year end	Impairment allowance as per ECL
2022-23	1	5,565.22	3,349.93
2021-22	3	18,482.15	3,644.38

B. Capital

Sl.	Particulars	As at 31.03.2023	As at 31.03.2022
1	CRAR (%)	18.82%	21.22%
2	CRAR – Tier I Capital (%)	15.71%	17.60%
3	CRAR – Tier II Capital (%)	3.11%	3.62%
4	Amount of subordinated debt raised as Tier-II capital (₹ in Lakhs)	64,933.29	64,925.97
5	Amount raised by issue of Perpetual Debt Instruments	-	-

The CRAR has been determined with Tier I / Tier II Capital and Risk Weighted Asset (RWA) calculated as per the risk weights mentioned in the RBI Master Direction DNBR.PD.008/03.10.119/2016-17 dated 01.09.2016.

C. Investments

(₹ in Lakhs)

	Particulars	As at 31.03.2023	As at 31.03.2022
(1)	Value of Investments		
	(i) Gross Value of Investments		
	(a) In India		
	-Flexi Deposit Linked with MIBOR (including interest accrued)	4,142.42	4,401.25
	- GOI Securities (Quoted) (including interest accrued)	10,126.66	10,123.23
	-Commercial Papers (fully impaired)	6,899.11	6,899.11
	(b) Outside India,	-	-
	(ii) Provisions for Depreciation		
	(a) In India	6,899.11	6,899.11
	(b) Outside India,	-	-
	(iii) Net Value of Investments		
	(a) In India	14,269.08	14,524.48
	(b) Outside India.	-	-
(2)	Movement of provisions held towards depreciation on investments.		
	(i) Opening balance	6,899.11	6,899.11
	(ii) Add: Provisions made during the year	-	-
	(iii) Less: Write-off/write-back of excess provisions during the year	-	-
	(iv) Closing balance	6,899.11	6,899.11

Notes to the Financial Statements
for the year ended March 31, 2023

Derivatives

❖ Forward Rate Agreement /Interest Rate Swap

(₹ in Lakhs)

Particulars		As at 31.03.2023	As at 31.03.2022
(i)	The notional principal of swap agreements*	874,469.35	874,726.72
(ii)	Losses which would be incurred if counterparties failed to fulfill their obligations under the agreements	57,405.20	39,833.00
(iii)	Collateral required by the applicable NBFC upon entering into swaps	N.A.	N.A.
(iv)	Concentration of credit risk arising from the swaps **	Refer Note*	Refer Note*
(v)	The fair value of the swap book	42,258.34	21,575.51

* Notional Principal indicates deal amount in foreign currency converted into INR terms using RBI reference rate for the closing dates.

**The Company enters into swap agreements with International Swaps and Derivatives Association (ISDA) Banks (PSU Banks, Private Indian Banks & Foreign Banks), in accordance with the RBI guidelines. All the swap agreements entered into with the banks are well within the credit risk limit defined in the Board approved Risk Management Policy.

❖ Exchange Traded Interest Rate (IR) Derivatives - Nil

❖ Disclosures on Risk Exposure in Derivatives

a) Qualitative Disclosure

- (i) The company recognized various market risks including interest rate, foreign exchange fluctuation and other assets liability mismatches.
- (ii) All derivative deals are undertaken under the supervision of Forex Management Committee (FMC). In order to protect the company from foreign exchange fluctuation and interest rate risk, the company has entered into long term agreements with ISDA Banks to hedge such risk through derivative instrument.
- (iii) The company is taking active action for protection against exchange fluctuation risk by adopting hedging instrument on case-to-case basis. In this regard, during the year ended 31.03.2023, IREDA has entered into two hedging deal with two ISDA Banker for two line of credit ie JICA-II & KFW-VI.
- (iv) IREDA has board approved Foreign Exchange and Derivatives Risk Management Policy, such policy defines the maximum permissible limit of open exposure which cannot be more than 40% of the foreign currency loan outstanding. IREDA's foreign currency loan open exposure as on 31.03.2023 is 18.62 % (previous year 18.60% of total foreign currency loan exposure).

Notes to the Financial Statements
for the year ended March 31, 2023

b) Quantitative Disclosures

As at 31.03.2023

Sl.	Particulars	Currency Derivatives (POS)	Interest Rate Derivatives Includes cross currency interest rate swaps
(i)	Derivatives (Notional Principal Amount)		
	For hedging	€ 157,451,031.21 \$ 563,635,081.96 ¥ 357,542,86,518.00	€ 1,114,906.03 \$ 42,656,837.52 ¥ 2,094,871,635.00
	Value (₹ in Lakhs)	8,25,452.87	49,016.48
(ii)	Mark to Market Position		
	a) Asset (+) (₹ in Lakhs)	50,547.63	6,857.57
	b) Liability (-) (₹ in Lakhs)	(15,146.86)	-
(iii)	Credit Exposure	N.A.	N.A.
(iv)	Unhedged Exposures (For Principal amount outstanding including part hedge not considered as hedge) (₹ in Lakhs)	188,629.68	

* Notional Principal indicates deal amount outstanding in foreign currency converted into INR terms using RBI reference rate for the closing dates.

As at 31.03.2022

Sl.	Particulars	Currency Derivatives (POS)	Interest Rate Derivatives Includes cross currency interest rate swaps
(i)	Derivatives (Notional Principal Amount)		
	For hedging	€ 184,100,973.16 \$ 589,013,168.84 ¥ 35,754,286,518.00	€ 1,114,906.03 \$ 47,322,776.90 ¥ 2,094,871,635.00
	Value (₹ in Lakhs)	824,872.43	49,854.29
(ii)	Mark to Market Position		
	a) Asset (+) (₹ in Lakhs)	36,633.85	3,199.15
	b) Liability (-) (₹ in Lakhs)	18,257.49	-
(iii)	Credit Exposure	N.A.	N.A.
(iv)	Unhedged Exposures (For Principal amount outstanding including part hedge not considered as hedge) (₹ in Lakhs)	194,043.39	

Notes to the Financial Statements
for the year ended March 31, 2023

**D. Asset Liability Management Maturity pattern of certain items of Assets and Liabilities
As at 31.03.2023**

(₹ in Lakhs)

Particulars	Up to 7 Days	8-14 Days	Over 14 days-30/31 Days	Over 1 months- 2 months	Over 2 months-3 months	Over 3 months - upto 6 months	Over 6 months -upto 1 year	Over 1 year & up to 3 years	Over 3 & up to 5 years	Over 5 years	Total
Deposits	-	-	-	-	-	4,206.58	-	-	-	-	4,206.58
Advances including interest	548.78	-	46,302.08	43,721.81	89,567.79	196,153.03	374,282.86	1,068,542.83	750,154.16	2,068,022.15	4,637,295.49
Investments	-	-	-	-	-	-	-	-	-	9,930.26	9,930.26
Rupee Borrowings	-	-	52,083.33	37,964.00	103,531.40	112,914.93	458,535.44	990,324.35	369,243.60	878,882.77	3,003,479.83
Foreign Currency assets	-	-	-	-	-	-	-	-	-	-	-
Foreign Currency liabilities	-	-	6,966.38	11,807.55	11,340.60	7,342.52	49,287.09	160,774.66	160,863.41	604,910.51	1,013,292.72

As at 31.03.2022

(₹ in Lakhs)

Particulars	Up to 7 Days	8-14 Days	Over 14 days-30/31 Days	Over 1 months - 2 months	Over 2 months-3 months	Over 3 months - upto 6 months	Over 6 months -upto 1 year	Over 1 year & up to 3 years	Over 3 & up to 5 years	Over 5 years	Total
Deposits	4.34	5.11	5.93	0.05	-	4,322.00	63.81	-	-	-	4,401.25
Advances including interest	1,624.69	1,076.70	34,611.51	27,742.40	123,152.32	149,813.62	290,302.58	865,888.60	453,483.29	1,377,929.77	3,325,625.49
Investments	-	-	-	-	-	-	-	-	-	9,926.84	9,926.84
Rupee Borrowings	20,144.23	-	-	4,166.67	51,048.26	33,092.50	270,237.48	518,893.57	251,892.40	568,956.80	1,718,431.92
Foreign Currency assets	-	-	-	-	-	-	-	-	-	-	-
Foreign Currency liabilities	-	-	6,423.27	4,233.00	20,402.98	7,029.47	39,804.71	158,005.99	152,531.84	654,771.88	1,043,203.14

Notes to the Financial Statements
for the year ended March 31, 2023

E. Exposures

❖ **Exposure to Real Estate Sector**

(₹ in Lakhs)

Category		As at 31.03.2023	As at 31.03.2022
a)	Direct Exposure		
	(i) Residential Mortgages -		
	Lending fully secured by mortgages on residential property that is or will be occupied by the borrower or that is rented	-	-
	(ii) Commercial Real Estate -	-	
	Lending secured by mortgages on commercial real estates (office buildings, retail space, multi-purpose commercial premises, multi-family residential buildings, multi-tenanted commercial premises, industrial or warehouses pace, hotels, l and acquisition, development and construction, etc.). Exposure shall also include non-fund-based limits	-	-
	(iii) Investments in Mortgage-Backed Securities (MBS) and other securitized exposures	-	-
	a) Residential	-	-
	b) Commercial Real Estate	-	-
b)	Indirect Exposure		
	(i) Fund based and non-fund-based exposures on National Housing Bank and Housing Finance Companies	-	-
Total Exposure to Real Estate Sector		-	-

Notes to the Financial Statements
for the year ended March 31, 2023

❖ **Exposure to Capital Market**

(₹ in Lakhs)

Particulars		As at 31.03.2023	As at 31.03.2022
(i)	Direct investment in equity shares, convertible bonds, convertible debentures and units of equity-oriented mutual funds the corpus of which is not exclusively invested in corporate debt	-	-
(ii)	Advances against shares/bonds/debentures or other securities or on clean basis to individuals for investment in shares (including IPOs/ ESOPs), convertible bonds, convertible debentures, and units of equity-oriented mutual funds	-	-
(iii)	Advances for any other purposes where shares or convertible bonds or convertible debentures or units of equity oriented mutual funds are taken as primary security	-	-
(iv)	Advances for any other purposes to the extent secured by the collateral security of shares or convertible bonds or convertible debentures or units of equity oriented mutual funds i.e., where the primary security other than shares/ convertible bonds /convertible debentures/ units of equity oriented mutual funds does not fully cover the advances	-	-
(v)	Secured and unsecured advances to stockbrokers and guarantees issued on behalf of stockbrokers and market makers	-	-
(vi)	Loans sanctioned to corporates against the security of shares /debentures bonds or other securities or on clean basis for meeting promoter's contribution to the equity of new companies in anticipation of raising resources	-	-
(vii)	Bridge loans to companies against expected equity flows/ issues	-	-
(viii)	Underwriting commitments taken up by the NBFCs in respect of primary issue of shares or convertible bonds or convertible debentures or units of equity oriented mutual funds	-	-
(ix)	Financing to stockbrokers for margin trading	-	-
(x)	All exposures to Alternative Investment Funds:		
	(i) Category I		
	(ii) Category II		
	(iii) Category III	-	-
(xi)	All exposures to Venture Capital Funds (both registered and unregistered)	-	-
	Total exposure to capital market	-	-

Notes to the Financial Statements
for the year ended March 31, 2023

❖ Sectoral exposure

(₹ in Lakhs)

Sectors	Current Year ended 31.03.2023			Previous Year ended 31.03.2022		
	Total Exposure (includes on balance sheet and off-balance sheet exposure)	Gross NPAs (₹ Lakhs)	Percentage of Gross NPAs to total exposure in that sector	Total Exposure (includes on balance sheet and off-balance sheet exposure)	Gross NPAs (₹ Lakhs)	Percentage of Gross NPAs to total exposure in that sector
1. Agriculture and Allied Activities						
2. Industry						
i) Renewable Energy	4,892,817.69	151,335.42	3.09 %	3,538,443.67	176,825.45	4.99 %
Total of Industry (i+ii+Others)						
3. Services						
Others						
Total of services (i+ii+Others)						
4. Personal Loans						
Others						
Total of Personal Loans (i+ii+Others)						
5. Others, if any (please specify)						

❖ Intra-group exposures

NBFCs shall make the following disclosures for the current year with comparatives for the previous year:

- i) Total amount of intra-group exposures - **NIL**
- ii) Total amount of top 20 intra-group exposures - **NIL**
- iii) Percentage of intra-group exposures to total exposure of the NBFC on borrowers/customers - **NIL**

❖ Unhedged foreign currency exposure

As per the Board approved Foreign Exchange and Derivative Risk Management Policy of IREDA, an open exposure on foreign currency loans (40% of outstanding forex borrowing) is permissible. The open exposure as on 31.03.2023 is ₹ 188,629.68 Lakhs (as on 31.03.2022: ₹ 1,94,043.39 Lakhs) which is 18.62% (as on 31.03.2022: 18.60%) of the outstanding forex borrowing and is within the permissible limits.

Out of the said open exposure part hedging has been done for EURO 3,03,84,097.05 loan has been part hedged by taking Principal Only Swap (USD/INR) for USD 3,37,26,347.73 equivalent to ₹ 27,728.76 Lakhs (as on 31.03.2022 USD 3,37,26,347.73 equivalent to ₹ 25,566.97 Lakhs). JPY 2,37,15,00,000 has been hedged by taking Principal Only Swap (USD/JPY) equivalent to USD 1,76,00,564.05, amounting to ₹ 14,655.88 Lakhs at applicable rate on 31.03.2023 (as on 31.03.2022 : Nil).

Notes to the Financial Statements
for the year ended March 31, 2023

F. Details of financing of parent company products

- ❖ Details of Single Borrower Limit (SGL)/Group Borrower Limit (GBL) exceeded by the applicable NBFC.

List of Single Exposures exceeding Limits as on 31.03.2023

(₹ in Lakhs)

SI	Name	Sector	Exposure (₹ in Lakhs)	%
	NIL			

* Net worth as on 31.12.2022 is ₹ 559,100 Lakhs.

List of Single Exposures exceeding Limits as on 31.03.2022

(₹ in Lakhs)

SI	Name	Sector	Exposure (₹ in Lakhs)	%
	NIL			

* Net worth as on 31.12.2021 of ₹352,156.13 Lakhs + Capital Infusion of 150,000.00 Lakhs = ₹502,156.13 Lakhs.

List of Group Exposures exceeding Limits as on 31.03.2023

(₹ in Lakhs)

SI	Name	Sector	Exposure (₹ in Lakhs)	%
	NIL			

* Net worth as on 31.12.2022 is ₹ 559,100 Lakhs.

List of Group Exposures exceeding Limits as on 31.03.2022

(₹ in Lakhs)

SI	Name	Sector	Exposure (₹ in Lakhs)	%
	NIL			

* Net worth as on 31.12.2021 of ₹352,156.13 Lakhs + Capital Infusion of ₹150,000.00 Lakhs = ₹502,156.13 Lakhs.

G. Miscellaneous

- ❖ Registration obtained from other financial sector regulators

SI	Regulator Name	Particulars	Registration Details
1	Ministry of Corporate Affairs	Corporate Identification Number	U65100DL1987GOI027265
2	Reserve Bank of India	Registration Number	14.000012
3	Legal Entity Identifier India Ltd	LEI Number	335800AXWFKW4BC99J48

- ❖ Disclosure of Penalties imposed by RBI and other regulators:

The company has received Penalty order for ₹ 2.62 Lakhs from Ministry of Corporate Affairs (MCA) w.r.t. non-appointment of Woman Director against which the company has filed an appeal before the Regional Director. Further, Ms. Rohini Rawat has been appointed as independent director on the Board of IREDA w.e.f March 9, 2023.

Notes to the Financial Statements
for the year ended March 31, 2023

- ❖ The Company does not have any Overseas Assets in the form of Joint Ventures / Subsidiaries abroad.
- ❖ There are no Off-balance Sheet SPVs sponsored by the Company.
- ❖ **Disclosure of Complaints:**
- (1) **Customer Complaints***

Particulars	For the year ended 31.03.2023	For the year ended 31.03.2022
No. of complaints pending at the beginning of the year	-	-
No. of complaints received during the year	59	44
No. of complaints redressed during the year	59	44
No. of complaints pending at the end of the year	-	-

* Complaints pertaining to Bondholders.

No complaint w.r.t. the Shareholders for the year ended 31.03.2023 as well 31.03.2022.

2) **Summary information on complaints received by the NBFCs from customers and from the Offices of Ombudsman**

Sr. No	Particulars	For the year ended 31.03.2023	For the year ended 31.03.2022
Complaints received by the NBFC from its customers			
1.	Number of complaints pending at beginning of the year	0	0
2.	Number of complaints received during the year	1	0
3.	Number of complaints disposed during the year	1	0
3.1	Of which, number of complaints rejected by the NBFC	0	0
4.	Number of complaints pending at the end of the year	0	0
Maintainable complaints received by the NBFC from Office of Ombudsman			
5.*	Number of maintainable complaints received by the NBFC from Office of Ombudsman	1	0
5.1.	Of 5, number of complaints resolved in favour of the NBFC by Office of Ombudsman	1	0
5.2	Of 5, number of complaints resolved through conciliation/mediation/advisories issued by Office of Ombudsman	0	0
5.3	Of 5, number of complaints resolved after passing of Awards by Office of Ombudsman against the NBFC	0	0
6.*	Number of Awards unimplemented within the stipulated time (other than those appealed)	0	0

Note: 1 complaint was received directly from customer and 1 through RBI CMS team, both of them was examined and suitable replies sent. However, no redirect came from either of the sources.

Notes to the Financial Statements
for the year ended March 31, 2023

Top five grounds[#] of complaints received by the NBFCs from customers.

Grounds of complaints, (i.e. complaints relating to)	Number of complaints pending at the beginning of the year	Number of complaints received during the year	% increase/ decrease in the number of complaints received over the previous year	Number of complaints pending at the end of the year	Of 5, number of complaints pending beyond 30 days
1	2	3	4	5	6
For the year ended 31.03.2023					
Loans and advances	0	2	200%	0	0
Total	0	2	200%	0	0
For the year ended 31.03.2022					
NIL	-	-	-	-	-
Total	-	-	-	-	-

Notes to the Financial Statements
for the year ended March 31, 2023

H. Ratings assigned by credit rating agencies and migration of ratings

IREDA has raised resources by issue of taxable/tax-free/masala bond/ bank loans for which it has obtained ratings for these issuances from Domestic and international rating agencies. The details as on 31.03.2023 are as under:-

❖ Tax-free Bonds / Taxable Bond

Rating Agency	Instrument/Purpose/Issue	Rating
ICRA Limited	Tax-free bonds (₹ 200,000.00 Lakhs) Fiscal 2015-16 Series XIV (Public and Private Placement)	ICRA AAA Stable Assigned
	Taxable Green bonds (₹ 70,000.00 Lakhs) Fiscal 2016-17 Series VI-A & VI-B	ICRA AAA Stable Assigned
	Taxable Unsecured bonds (₹ 10,600.00 Lakhs) Fiscal 2021-22	ICRA AAA Stable Assigned
India Ratings Research Private Limited	Tax-free bonds (₹ 200,000.00 Lakhs) Fiscal 2015-16 Series XIV (Public and Private Placement)	IND AA+ (Positive) Affirmed
	Taxable Green bonds (₹ 70,000.00 Lakhs) Fiscal 2016-17 Series VI-A & VI-B	IND AA+ (Positive) Affirmed
	Taxable Bonds (₹ 86,500.00 Lakhs) Fiscal 2018-19 Series VIIA & VIIB	IND AA+ (Positive) Affirmed
	Taxable Tier-II Sub Debt (₹ 15,000.00 Lakhs) Fiscal 2018-19 Series VIII	IND AA+ (Positive) Affirmed
	Taxable Bonds (₹ 180,300.00 Lakhs) Fiscal 2019-20 Series IX-A & IX-B	IND AA+ (Positive) Affirmed
	Taxable Tier II Subordinated Bonds (₹ 50,000.00 Lakhs) Fiscal 2020-21 Sr X	IND AA+ (Positive) Affirmed
	Taxable Unsecured bonds (₹ 10,600.00 Lakhs) Fiscal 2021-22	IND AA+/(Positive), Assigned
CARE Ratings Limited	Taxable Bonds Series III- B & V (₹ 75,000.00 Lakhs)	CARE AA+/(Positive)
	Tax Free Bonds Series-XIII Public & Private Placement (₹ 75,765.46 Lakhs Fiscal Year 2013-14)	CARE AA+/(Positive)
	Taxable Green bonds Sr. VIA & VIB (₹ 70,000.00 Lakhs) Fiscal 2016-17	CARE AA+/(Positive)
	Taxable Unsecured bonds (₹ 10,600.00 Lakhs) Fiscal 2021-22	CARE AA+/(Positive)
Brickwork Ratings	Long Term Taxable Bonds Series III-B, IV & V (₹ 75,000.00 Lakhs)	BWR AAA (CE), Stable Reaffirmed
	Tax Free Bonds Series-XIII Public & Private Placement (₹ 75,765.46 Lakhs Fiscal Year 2013-14)	BWR AAA (CE), Stable Reaffirmed
	Taxable Bonds (₹ 86,500.00 Lakhs) Fiscal 2020 Series VIIA & VIIB	BWR AAA, Stable Reaffirmed
	Taxable Tier-II Sub Debt (₹ 15,000.00 Lakhs) Fiscal 2018-19 Series VIII	BWR AAA, Stable Reaffirmed
	Taxable Bonds (₹ 180,300.00 Lakhs) Fiscal 2019-20 Series IX-A & IX-B	BWR AAA, Stable Reaffirmed
	Taxable Tier II Subordinated Bonds (₹ 50,000.00 Lakhs) Fiscal 2020-21 Sr X	BWR AAA, Stable Reaffirmed

Notes to the Financial Statements
for the year ended March 31, 2023

❖ **Bank loans**

Rating agency	Rating	Term loans
Brickworks Rating	BWR AAA Stable	Term loan rated total of ₹ 1,070,000.00 Lakhs. Detail of the allocation: Loans availed include: ❖ PNB Bank Term Loan ₹ 270,000.00 Lakhs ❖ SBI Term Loan ₹ 345,000.00 Lakhs ❖ SMBC ₹35,000.00 Lakhs ❖ RBL ₹30,000.00 Lakhs ❖ Yes Bank ₹50,000.00 Lakhs ❖ Bank of Baroda ₹50,000.00 Lakhs ❖ Bank of India ₹290,000.00 Lakhs
Acuite Rating and Research	ACUITE AAA Stable	Term loan rated total of ₹ 2,592,000.00 Lakhs. Details of the allocation; Loans/credit facilities availed include: ❖ PNB Bank: Term Loan ₹ 210,000.00 Lakhs ❖ SBI Term Loan: ₹ 600,000.00 Lakhs ❖ SMBC: ₹ 35,000.00 Lakhs ❖ RBL: ₹ 30,000.00 Lakhs ❖ Yes Bank: ₹ 70,000.00 Lakhs ❖ Bank of Baroda: ₹ 50,000.00 Lakhs ❖ Bank of India: ₹ 389,000.00 Lakhs ❖ Karnataka Bank ₹ 50,000.00 Lakhs ❖ Central Bank of India ₹ 200,000.00 Lakhs ❖ HDFC Bank ₹ 50,000.00 Lakhs ❖ Bank Borrowings for FY 22-23 ₹ 700,001.00 Lakhs

❖ **Masala Bonds**

Upon maturity of Masala Bonds in October 2022, the ratings provided by Moody's Investor Services and Fitch Rating were withdrawn by respective agency.

❖ **GOI Fully Serviced Bonds**

Rating Agency	Instrument/Purpose/Issue	Rating
CARE Ratings Limited	GOI Fully Service Bonds	AAA, stable,
India Ratings & Research Private Limited	₹ 1,64,000.00 Lakhs Fiscal 2016-17	Reaffirmed
ICRA Limited		

Notes to the Financial Statements
for the year ended March 31, 2023

I. Concentration of Deposits, Advances, Exposures and NPAs

❖ **Concentration of Advances**

(₹ in Lakhs)

Particulars	As at 31.03.2023	As at 31.03.2022
Total Advances to twenty largest borrowers	1,871,178.54	1,494,371.17
Percentage of advances to twenty largest borrowers to Total Advances	39.75%	44.04%

❖ **Concentration of Exposures**

(₹ in Lakhs)

Particulars	As at 31.03.2023	As at 31.03.2022
Total Exposure to twenty largest borrowers/customers	2,473,040.81	1,561,850.03
Percentage of Exposures to twenty largest borrowers/customers to Total Exposure of the applicable NBFC on borrowers/ customers	52.53%	46.03%

❖ **Concentration of NPAs**

(₹ in Lakhs)

Particulars	As at 31.03.2023	As at 31.03.2022
Total Exposure to top four NPA accounts	59,061.78	65,234.04

❖ **Sector-wise NPAs**

S. No.	Sector	%age of NPAs to Total Advances in that sector	
		As at 31.03.2023	As at 31.03.2022
1.	Agriculture & allied activities	-	-
2.	MSME	-	-
3.	Corporate borrowers	3.21%	5.21%
4.	Services	-	-
5.	Unsecured personal loans	-	-
6.	Auto loans	-	-
7.	Other personal loans	-	-

Note – IREDA is in the business of financing RE projects to corporate borrower, hence Total of Gross NPA % is shown in corporate borrower.

Notes to the Financial Statements
for the year ended March 31, 2023

❖ **Movement of NPAs**

(₹ in Lakhs)

Particulars		As at 31.03.2023	As at 31.03.2022
(i)	Net NPAs to Net Advances (%)	1.66%	3.12%
(ii)	Movement of NPAs (Gross)		
(a)	Opening balance	176,825.45	244,155.27
(b)	Additions during the year	789.22	3,269.73
(c)	Reductions during the year	26,279.24	70,599.55
(d)	Closing balance	151,335.42	176,825.45
(iii)	Movement of Net NPAs		
(a)	Opening balance	103,539.01	151,022.39
(b)	Additions during the year	696.63	2,903.28
(c)	Reductions during the year	27,433.24	50,386.66
(d)	Closing balance	76,802.40	1,03,539.01
(iv)	Movement of provisions for NPAs (excluding provisions on standard assets)		
(a)	Opening balance	73,286.44	93,132.88
(b)	Provisions made during the year	16,115.25	15,169.05
(c)	Write-off / write-back of excess provisions	14,868.66	35,015.50
(d)	Closing balance	74,533.03	73,286.44

Also refer note 38(42)

J. Disclosure under RBI circular No. RBI/2020-21/88 DOR.NBFC (PD) CC. No.102/03.10.001/2020-21 dated November 04, 2020, on Liquidity Risk Management Framework for Non-Banking Financial Companies and Core Investment Companies.

i) Funding Concentration based on significant counterparty (both deposits and borrowings)

(₹ in Lakhs)

Sl.	Year	Number of Significant Counterparties *	Amount	% of Total deposits	% of Total Liabilities
1	As on 31.03.2023	26	3,021,615.74	N.A.	59.90%
2.	As on 31.03.2022	12	1,938,074.52	N.A.	61.64%

Note:

- A "Significant counterparty" is defined as a single counterparty or group of connected or affiliated counterparties accounting in aggregate for more than 1% of the NBFC-NDSI's, NBFC-Ds total liabilities and 10% for other non-deposit taking NBFCs.
- Total Liabilities has been computed as Total Assets less Equity Share Capital and Reserve & Surplus.

ii) Top 20 large deposits

(₹ in Lakhs)

Period	Large deposits	Amount	% of Total Deposits
As on 31.03.2023	Not Applicable.		
As on 31.03.2022			

Notes to the Financial Statements
for the year ended March 31, 2023

iii) Top 10 borrowings :

As at 31.03.2023

(₹ in Lakhs)

Sl.	Borrowings	Amount	% of Total Borrowings
1	Term Loan Facility IV- SBI	250,000.00	6.22%
2	Term Loan Facility – IIFCL	200,000.00	4.98%
3	Term Loan Facility III- SBI	189,460.00	4.72%
4	JICA-II	185,214.60	4.61%
5	JICA	167,312.12	4.17%
6	7.94% IREDA Taxable unsecured bonds Series XII-D	150,000.00	3.73%
7	Term Loan- PNB	150,000.00	3.73%
8	EIB	146,365.24	3.64%
9	Loan from EIB-II	139,778.06	3.48%
10	Loan from ADB - II	131,547.04	3.27%

As at 31.03.2022

(₹ in Lakhs)

Sl.	Borrowings	Amount	% of Total Borrowings
1	Term Loan Facility III- SBI	240,000.00	8.69%
2	Term Loan Facility – IIFCL	200,000.00	7.24%
3	7.125% Green Masala Bond	194,846.97	7.06%
4	Loan II from Japan International Cooperation Agency (JICA)	186,503.31	6.75%
5	Loan I from Japan International Cooperation Agency (JICA)	177,583.09	6.43%
6	Loan I from European Investment Bank (EIB)	145,062.44	5.25%
7	Loan II from Asian Development Bank (ADB)	131,398.97	4.76%
8	Loan II from European Investment Bank (EIB)	130,596.68	4.73%
9	8% Taxable Bonds (Series IX A- 2019-20)	99,979.64	3.62%
10	7.49% Taxfree Bonds(Series XIV Tranche-I-IIA)	88,426.52	3.20%

Notes to the Financial Statements
for the year ended March 31, 2023

iv) Funding Concentration based on significant instrument/product

As at 31.03.2023

(₹ in Lakhs)

Sl.	Number of the instrument / product	Amount	% of Total Liabilities
1.	Tax-free Bonds – Non-Convertible Redeemable Debentures (Secured)	275,765.46	5.47%
2.	Taxable Bonds – Non-Convertible Redeemable Debentures (Secured)	411,800.00	8.16%
3.	Masala Bonds (Unsecured)	-	0.00%
4.	Subordinated Liabilities	65,000.00	1.29%
5.	Term Loans from Banks (Secured)	1,650,334.84	32.71%
6.	Term Loans from Banks (Unsecured)	256,105.20	5.08%
7.	Term Loans from Others (Unsecured)	960,827.05	19.05%

As at 31.03.2022

(₹ in Lakhs)

Sl.	Number of the instrument / product	Amount	% of Total Liabilities
1.	Taxfree Bonds - Non-Convertible Redeemable Debentures (Secured)	275,765.46	8.77%
2.	Taxable Bonds - Non-Convertible Redeemable Debentures (Secured)	441,702.30	14.05%
3.	Masala Bonds (Unsecured)	194,846.97	6.20%
4.	Subordinated Liabilities	64,925.97	2.07%
5.	Term Loans from Banks (Secured)	676,717.37	21.52%
6.	Term Loans from Banks (Unsecured)	81,401.68	2.59%
7.	Term Loans from Others (Unsecured)	995,204.18	31.65%

Note:

- A “Significant counterparty” is defined as a single counterparty or group of connected or affiliated counterparties accounting in aggregate for more than 1% of the NBFC-NDSI’s, NBFC-Ds total liabilities and 10% for other non-deposit taking NBFCs .
- Total Liabilities has been computed as Total Assets less Equity share capital less Reserve & Surplus.
- A “significant instrument/product” is defined as a single instrument/product of group of similar instruments/products which in aggregate amount to more than 1% of the NBFC-NDSI’s, NBFC-Ds total liabilities and 10% for other non-deposit taking NBFCs.

Notes to the Financial Statements
for the year ended March 31, 2023

v) **Stock Ratios:**

Sl.	Number of the instrument / product	As at 31.03.2023	As at 31.03.2022
1	Commercial papers as a % of total public funds	N/A	N/A
2	Commercial papers as a % of total liabilities	N/A	N/A
3	Commercial papers as a % of total assets	N/A	N/A
4	Non-convertible debentures (original maturity of less than one year) as a % of total public funds	N/A	N/A
5	Non-convertible debentures (original maturity of less than one year) as a % of total liabilities	N/A	N/A
6	Non-convertible debentures (original maturity of less than one year) as a % of total assets	N/A	N/A
7	Other short-term liabilities if any as a % of total public funds	3.55 %	3.40%
8	Other short-term liabilities if any as a % of total liabilities	3.20 %	2.98%
9	Other short-term liabilities if any as a % of total assets	2.83 %	2.55%

Note: Other short-term liabilities have been computed as sum total of Trade Payables, Other financial & Non-financial liabilities excluding GOI Fully Serviced Bonds.

vi) **Institutional set-up for liquidity risk management**

The Board of Directors of the Company has constituted the Asset Liability Management Committee, Risk Management Committee and Investment Committee. The Asset Liability Management Committee, inter alia, reviews the asset liability profile, risk monitoring system, liquidity risk management, funding and capital planning, profit planning and growth projections, forecasting and analyzing different scenarios and preparation of contingency plans.

Further, the Risk Management Committee, inter alia, monitors and measures the risk profile of the Company and oversees the integrated risk management system of the Company. The Company manages liquidity risk by maintaining sufficient cash/treasury surpluses.

Management regularly monitors the position of cash and cash equivalents. Assessment of maturity profiles of financial assets and financial liabilities including debt financing plans and maintenance of balance sheet liquidity is considered while reviewing the liquidity position. (Through submission and monitoring of DNBS 4A and DNBS 4B Statements). The company is already working on improving the existing liquidity risk management process by setting up of process for calculation of Liquidity Coverage Ratio (LCR) and management of liquidity risk through stock ratios.

Notes to the Financial Statements
for the year ended March 31, 2023

K. The Disclosure under RBI circular No. RBI/2019-20/170 DO (NBFC). CC. PD.No. 109/22.10.106/2019-20 dated March 13, 2020, on Implementation of Indian Accounting Standards:

(₹ in Lakhs)

Asset Classification as per RBI Norms	Asset classification as per Ind AS 109	Gross Carrying Amount as per Ind AS	Loss Allowances (Provisions) as required under Ind AS 109	Net Carrying Amount	Provisions required as per IRACP norms	Difference between Ind AS 109 provisions and IRACP norms
1	2	3	4	(5)=(3)-(4)	6	(7) = (4)-(6)
Performing Assets						
Standard	Stage 1	4,390,224.54	51,530.87	4,338,693.68	49,401.01*	51,313.48
	Stage 2	161,976.23	49,183.62	1,12,792.61		
Sub total		4,552,200.77	100,714.49	4451,486.28	49,401.01	51,313.48
Non-Performing Assets (NPA)						
Substandard	Stage 3	789.22	92.59	696.63	78.92	13.66
Doubtful - up to 1 year	Stage 3	513.19	51.32	461.88	203.59	(152.27)
1 to 3 years	Stage 3	46,955.18	20,751.98	26,203.20	23,065.24	(2,313.25)
More than 3 years	Stage 3	103,074.83	53,634.14	49,440.69	69,078.11	(15,443.97)
Subtotal for doubtful		150,543.20	74,437.44	76,105.76	92,346.94	(17,909.50)
Loss	Stage 3	3.00	3.00	-	3.00	-
Subtotal for NPA		151,335.42	74,533.03	76,802.39	92,428.86	(17,895.83)
Other items such as guarantees, loan commitments, etc. which are in the scope of Ind AS 109 but not covered under current Income Recognition, Asset Classification and Provisioning (IRACP) norms	Stage 1	185,265.64	260.99	185,004.65	-	260.99
	Stage 2	-	-	-	-	-
	Stage 3	-	-	-	-	-
Subtotal		185,265.64	260.99	185,004.65	-	260.99
	Stage 1	4,575,490.18	51,791.86	4,523,698.32	141,829.87	33,678.64
	Stage 2	161,976.23	49,183.62	112,792.61		
	Stage 3	151,335.42	74,533.03 [#]	76,802.39		
	Grand Total	4,888,801.83	175,508.51	4,713,293.32		

* Includes Provision for Restructured and General Provision

[#] excluding provision on incidental charges (Dr. Bal.) on NPA accounts of ₹939.61 Lakhs.

Notes to the Financial Statements
for the year ended March 31, 2023

(₹ in Lakhs)

Asset Classification as per RBI Norms	Asset classification as per Ind AS 109	Gross Carrying Amount as per Ind AS	Loss Allowances (Provisions) as required under Ind AS 109	Net Carrying Amount	Provisions required as per IRACP norms	Difference between Ind AS 109 provisions and IRACP norms
1	2	3	4	(5)=(3)-(4)	6	(7) = (4)-(6)
Performing Assets						
Standard	Stage 1	2,942,541.41	49,710.90	2,892,830.51	43173.62*	52,056.39
	Stage 2	267,394.83	45,519.11	221,875.72		
Sub total		3,209,936.24	95,230.01	3,114,706.23	43,173.62	52,056.39
Non-Performing Assets (NPA)						
Substandard	Stage 3	3,269.73	366.45	2,903.28	326.97	39.47
Doubtful - up to 1 year	Stage 3	28,943.70	6,076.93	22,866.77	20,355.57	(14,278.63)
1 to 3 years	Stage 3	65,614.53	30,419.24	35,195.29	40,610.42	(10,191.18)
More than 3 years	Stage 3	78,993.49	36,419.82	42,573.67	48,653.23	(12,233.41)
Subtotal for doubtful		173,551.72	72,915.99	100,635.73	109,619.22	(36,703.23)
Loss	Stage 3	4.00	4.00	-	4.00	-
Subtotal for NPA		176,825.45	73,286.44	103,539.01	109,950.19	(36,663.75)
Other items such as guarantees, loan commitments, etc. which are in the scope of Ind AS 109 but not covered under current Income Recognition, Asset Classification and Provisioning (IRACP) norms	Stage 1	145,383.05	669.91	144,713.14	-	669.91
	Stage 2	-	-	-	-	-
	Stage 3	-	-	-	-	-
Subtotal		145,383.05	669.91	144,713.14	-	669.91
	Stage 1	3,087,924.46	50,380.81	3,037,543.65	153,123.81	16,062.55
	Stage 2	267,394.83	45,519.11	221,875.72		
	Stage 3	176,825.45	73,286.44[#]	103,539.01		
	Grand Total	3,532,144.73	169,186.36	3,362,958.38	153,123.81	16,062.55

*Includes Provision for Reschedulement and General Provision

[#]Excluding provision on incidental charges (Dr. bal.) on NPA accounts of ₹ 603.85 Lakhs.

Notes to the Financial Statements
for the year ended March 31, 2023

L. Disclosure on Liquidity Coverage Ratio :-

RBI has issued final guidelines on Liquidity Risk Management Framework for Non-Banking Financial Companies and Core Investment Companies on November 04, 2019. As per the said guidelines, LCR requirement shall be binding on all non-deposit taking systemically important NBFCs with asset size of 10,000.00 crore and above from December 1, 2020, with the minimum LCR to be 50%, progressively increasing, till it reaches the required level of 100%, by December 1, 2024, as per the timeline given in the guidelines. Further, NBFC are required to publicly disclose the information related to Liquidity Coverage Ratio on a quarterly basis. Accordingly, the disclosure on Liquidity Coverage Ratio of IREDA is as under:

For the year ended 31.03.2023

(₹ in Lakhs)

High Quality Liquid Assets		Q1 (April-June 2022)		Q-2 (Jul-Sep 2022)		Q-3 (Oct-Dec 2022)		Q-4 (Jan-Mar)	
		Total Unweighted Value (average)	Total weighted Value (average)	Total Unweighted Value (average)	Total weighted Value (average)	Total Unweighted Value (average)	Total weighted Value (average)	Total Unweighted Value (average)	Total weighted Value (average)
1	Total High-Quality Liquid Assets (HQLA)	29,063.50	29,063.50	114,022.42	114,022.42	154,719.32	154,719.32	226,772.45	226,772.45
Cash Outflows									
2	Deposits (for deposit taking companies)	-	-	-	-	-	-	-	-
3	Unsecured wholesale funding	6,600.79	7,590.90	52,634.66	60,529.86	29,905.28	34,391.08	2,691.86	3,095.64
4	Secured wholesale funding	20,753.88	23,866.96	9,441.18	10,857.36	12,101.25	13,916.44	14,808.12	17,029.34
5	Additional requirements, of which	-	-	-	-	-	-	-	-
(i)	Outflows related to derivative exposures & other collateral requirements	3,442.90	3,959.34	-	-	3,078.23	3,539.97	3,699.87	4,254.85
(ii)	Outflows related to loss of funding on debt products	-	-	-	-	-	-	-	-
(iii)	Credit and liquidity facilities	-	-	-	-	-	-	-	-
6	Other contractual funding obligations	-	-	-	-	-	-	2,810.46	3,232.03
7	Other contingent funding obligations	-	-	-	-	-	-	-	-
8	TOTAL CASH OUTFLOWS	30,797.57	35,417.21	62,075.84	71,387.22	45,084.77	51,847.48	24,010.32	27,611.86
Cash Inflow									
9	Secured lending	71,653.25	53,739.94	60,809.59	45,607.19	69,106.70	51,830.02	54,633.43	40,975.07
10	Inflows from fully performing exposures	-	-	-	-	-	-	-	-
11	Other cash inflows	-	-	-	-	50,362.64	37,771.98	-	-
12	TOTAL CASH INFLOWS	71,653.25	53,739.94	60,809.59	45,607.19	119,469.33	89,602.00	54,633.43	40,975.07
			Total Adjusted Value		Total Adjusted Value		Total Adjusted Value		Total Adjusted Value
13	TOTAL HQLA		29,063.50		114,022.42		154,719.32		226,772.45
14	TOTAL NET CASH OUTFLOWS		8,854.30		25,780.03		12,961.87		6,902.97

Notes to the Financial Statements
for the year ended March 31, 2023

(₹ in Lakhs)

High Quality Liquid Assets	Q1 (April-June 2022)		Q-2 (Jul-Sep 2022)		Q-3 (Oct-Dec 2022)		Q-4 (Jan-Mar)	
	Total Unweighted Value (average)	Total weighted Value (average)	Total Unweighted Value (average)	Total weighted Value (average)	Total Unweighted Value (average)	Total weighted Value (average)	Total Unweighted Value (average)	Total weighted Value (average)
15 LIQUIDITY COVERAGE RATIO (%)		328%		442%		1194%		3285%

For the year ended 31.03.2022

(₹ in Lakhs)

High Quality Liquid Assets	Q1 (April-June 2021)		Q-2 (Jul-Sep 2021)		Q-3 (Oct-Dec 2021)		Q-4 (Jan-Mar 2022)	
	Total Unweighted Value (average)	Total weighted Value (average)	Total Unweighted Value (average)	Total weighted Value (average)	Total Unweighted Value (average)	Total weighted Value (average)	Total Unweighted Value (average)	Total weighted Value (average)
1 Total High Quality Liquid Assets (HQLA)	8,118.55	8,118.55	23,038.22	23,038.22	28,428.33	28,428.33	119,505.87	119,505.87
Cash Outflows								
2 Deposits (for deposit taking companies)	-	-	-	-	-	-	-	-
3 Unsecured wholesale funding	3,403.63	3,914.17	2,003.08	2,303.54	6,516.17	7,493.59	2,183.80	2,511.37
4 Secured wholesale funding	8,223.39	9,456.90	6,321.40	7,269.61	8,072.90	9,283.84	2,470.34	2,840.89
5 Additional requirements, of which	-	-	-	-	-	-	-	-
(i) Outflows related to derivative exposures & other collateral requirements	3,266.32	3,756.27	3,477.65	3,999.29	3,323.31	3,821.81	3,341.93	3,843.22
(ii) Outflows related to loss of funding on debt products	-	-	-	-	-	-	-	-
(iii) Credit and liquidity facilities	-	-	-	-	-	-	-	-
6 Other contractual funding obligations	590.13	678.65	-	-	-	-	2,764.28	3,178.92
7 Other contingent funding obligations	-	-	-	-	-	-	-	-
8 TOTAL CASH OUTFLOWS		17,805.99	-	13,572.44	17,912.38	20,599.24	10,760.35	12,374.40
Cash Inflow								
9 Secured lending	50,749.53	38,062.15	64,023.56	48,017.67	111,130.26	83,347.69	89,511.63	67,133.72
10 Inflows from fully performing exposures	-	-	-	-	-	-	-	-
11 Other cash inflows	-	-	-	-	-	-	-	-
12 TOTAL CASH INFLOWS	50,749.53	38,062.15	64,023.56	48,017.67	111,130.26	83,347.69	89,511.63	67,133.72
		Total Adjusted Value		Total Adjusted Value		Total Adjusted Value		Total Adjusted Value

Notes to the Financial Statements
for the year ended March 31, 2023

(₹ in Lakhs)

High Quality Liquid Assets	Q1 (April-June 2020)		Q-2 (Jul-Sep 2020)		Q-3 (Oct-Dec 2020)		Q-4 (Jan-Mar 2021)	
	Total Unweighted Value (average)	Total weighted Value (average)	Total Unweighted Value (average)	Total weighted Value (average)	Total Unweighted Value (average)	Total weighted Value (average)	Total Unweighted Value (average)	Total weighted Value (average)
13 TOTAL HQLA		8,118.55		23,038.22		28,428.33		119,505.87
14 TOTAL NET CASH OUTFLOWS		4,451.50		3,393.11		5,149.81		3,093.60
15 LIQUIDITY COVERAGE RATIO (%)		182%		679%		552%		3863%

M. Disclosure pursuant to Reserve Bank of India Circular DOR.No.BP.BC/3/21.04.048/2020-21 dated August 06, 2020 pertaining to Resolution Framework for COVID-19-related Stress:

(₹ in Lakhs)

Type of borrower	(A) Number of accounts where resolution plan has been implemented under this window	(B) exposure to accounts mentioned at (A) before implementation of the plan	(C) Of (B), aggregate amount of debt that was converted into other securities	(D) Additional funding sanctioned, if any, including between invocation of the plan and implementation	(E) Increase in provisions on account of the implementation of the resolution plan
Personal Loans	-	-	-	-	-
Corporate persons	2	26,687.97	-	-	2,668.80
Of which, MSMEs	-	-	-	-	-
Others	2	26,687.97	-	-	2,668.80
Total	2	26,687.97	-	-	2,668.80

(₹ in Lakhs)

Type of borrower	Exposure to accounts classified as Standard consequent to implementation of resolution plan – Position as at the end of the previous half-year (A)	Of (A), aggregate debt that slipped into NPA during the half-year	Of (A) amount written off during the half-year	Of (A) amount paid by the borrowers during the half-year	Exposure to accounts classified as Standard consequent to implementation of resolution plan – Position as at the end of this half-year
Personal Loans	-	-	-	-	-
Corporate persons	26,536.47	-	-	17,039.47	9,497.00

Notes to the Financial Statements
for the year ended March 31, 2023

Of which, MSMEs	-	-	-	-	-
Others	26,536.47	-	-	-	9,497.00
Total	26,536.47	-	-	17,039.47	9,497.00

N. The Balance Sheet Extract as per RBI Act, 1943 is given below.

Schedule to the Balance Sheet of IREDA
(As at 31.03.2023)

(₹ in Lakhs)

Particulars		Amount outstanding	Amount overdue
Liabilities side			
1	Loans and advances availed by the non-banking financial company inclusive of interest accrued thereon but not paid:		
(a)	Debtures: Secured	702,508.29	-
	: Unsecured	476,817.21	-
	(Other than falling within the meaning of public deposits)		
(b)	Deferred Credits	-	-
(c)	Term loans	2,882,033.53	-
(d)	Inter-corporate loans and borrowing	-	-
(e)	Commercial paper	-	-
(f)	Public Deposits	-	-
(g)	Other Loans _ Overdrafts	-	-
2	Break-up of (1)(f) above (Outstanding public deposits inclusive of interest accrued thereon but not paid):		
(a)	In the form of Unsecured debtures	-	-
(b)	In the form of partly secured debtures i.e., debtures where there is a shortfall in the value of security	-	-
(c)	Other public deposits	-	-
Assets Side		Amount outstanding	
3	Break up of Loans and Advances including bills receivables [other than those included in (4) below]:		
(a)	Secured	4,302,716.14	
(b)	Unsecured	395,448.82	
4	Break-up of Leased Assets and stock on hire and other assets counting towards AFC activities		
(i)	Lease assets including lease rentals under sundry debtors		

Notes to the Financial Statements
for the year ended March 31, 2023

(₹ in Lakhs)

	(a)	Financial lease	-
	(b)	Operating lease	-
(ii)	Stock on hire including hire charges under sundry debtors:		
	(a)	Assets on hire	-
	(b)	Repossessed Assets	-
(iii)	Other loans counting towards AFC activities		
	(a)	Loans where assets have been repossessed	-
	(b)	Loans other than (a) above	-
5	Break up of investments		
	Current Investments		
	1. Quoted		
	(i)	Shares	
		(a) Equity	-
		(b) Preference	-
	(ii)	Debentures and Bonds	-
	(iii)	Units of mutual funds	-
	(iv)	Government Securities	-
	(v)	Others (please specify)	-
	2. Unquoted		
	(i)	Shares	
		(a) Equity	-
		(b) Preference	-
	(ii)	Debentures and Bonds	-
	(iii)	Units of mutual funds	-
	(iv)	Government Securities	-
	(v)	Others (please specify)	-
		Short Term Deposits (INR)	4,206.58
		Commercial Papers (Impairment fully provided)	6,899.11
	Long Term investments		
	1. Quoted		
	(i)	Shares	
		(a) Equity	-
		(b) Preference	-
	(ii)	Debentures and Bonds	-
	(iii)	Units of mutual funds	-
	(vi)	Government Securities	10,126.66
	(v)	Others (please specify)	-

Notes to the Financial Statements
for the year ended March 31, 2023

(₹ in Lakhs)

2.	Unquoted	
(i)	Shares	
	(a) Equity	-
	(b) Preference	-
(ii)	Debentures and Bonds	-
(iii)	Units of mutual funds	-
(iv)	Government Securities	-
(v)	Others (please specify)	-

Borrower group-wise classification of assets financed as in (3) and (4) above

6	Category	Amount (Net of Provisions) (₹ in Lakhs)		
		Secured	Unsecured	Total
1	Related Parties			
	(a) Subsidiaries	-	-	-
	(b) Companies in the same group	-	-	-
	(c) Other related parties	20.82	-	20.82
2	Other than related parties	4,227,222.68	395,448.82	4,622,671.51
	Total	4,227,243.51	395,448.82	4,622,692.33
7	Investor group-wise classification of all investments (current and long term) in shares and securities (both quoted and unquoted):			
	Category	Market value/ Break up or fair value or NAV	Book Value (Net of Provisions)	
1	Related Parties			
	(a) Subsidiaries	-	-	-
	(b) Companies in the same group	-	-	-
	(c) Other related parties	-	-	-
2	Other than related parties		13,647.35	14,333.23
	Total		13,647.35	14,333.23
8	Other Information			
	Particulars	Amount (₹ in Lakhs)		
(i)	Gross Non-Performing Assets			
	(a) Related Parties	-		
	(b) Other than related parties	151,335.42		
(ii)	Net Non-Performing Assets			
	(a) Related Parties	-		
	(b) Other than related parties	76,802.40		
(iii)	Assets acquired in satisfaction of debt	-		

Notes to the Financial Statements
for the year ended March 31, 2023

**Schedule to the Balance Sheet of IREDA
(As at 31.03.2022)**

(₹ in Lakhs)

Particulars		Amount outstanding	Amount overdue
Liabilities side			
1	Loans and advances availed by the non-banking financial company inclusive of interest accrued thereon but not paid:		
(a)	Debentures: Secured	734,861.99	-
	: Unsecured	280,631.27	-
	(Other than falling within the meaning of public deposits)		
(b)	Deferred Credits	-	-
(c)	Term loans	1,764,455.32	-
(d)	Inter-corporate loans and borrowing	-	-
(e)	Commercial paper	-	-
(f)	Public Deposits	-	-
(g)	Other Loans _ Overdrafts	20,144.23	-
(h)	FCNR(B) Demand Loans		-
2	Break-up of (1)(f) above (Outstanding public deposits inclusive of interest accrued thereon but not paid):		-
(a)	In the form of Unsecured debentures	-	-
(b)	In the form of partly secured debentures i.e., debentures where there is a shortfall in the value of security	-	-
(c)	Other public deposits	-	-
Assets Side		Amount outstanding	
3	Break up of Loans and Advances including bills receivables [other than those included in (4) below]:		
(a)	Secured	2,943,863.31	
(b)	Unsecured	447,471.76	
4	Break-up of Leased Assets and stock on hire and other assets counting towards AFC activities		
(i)	Lease assets including lease rentals under sundry debtors		
(a)	Financial lease	-	
(b)	Operating lease	-	
(ii)	Stock on hire including hire charges under sundry debtors:		
(a)	Assets on hire	-	
(b)	Repossessed Assets	-	
(iii)	Other loans counting towards AFC activities		
(a)	Loans where assets have been repossessed	-	
(b)	Loans other than (a) above	-	
5	Break up of investments		
	Current Investments		
1.	Quoted		

Notes to the Financial Statements
for the year ended March 31, 2023

(₹ in Lakhs)

	(i)	Shares	
		(a) Equity	-
		(b) Preference	-
	(ii)	Debentures and Bonds	-
	(iii)	Units of mutual funds	-
	(iv)	Government Securities	-
	(v)	Others (please specify)	-
2.		Unquoted	
	(i)	Shares	
		(a) Equity	-
		(b) Preference	-
	(ii)	Debentures and Bonds	-
	(iii)	Units of mutual funds	-
	(iv)	Government Securities	-
	(v)	Others (please specify)	
		Short Term Deposits (INR)	4,401.25
		Commercial Papers (Impairment fully provided)	6,899.11
Long Term investments			
1.		Quoted	
	(i)	Shares	
		(a) Equity	-
		(b) Preference	-
	(ii)	Debentures and Bonds	-
	(iii)	Units of mutual funds	-
	(iv)	Government Securities	9,926.84
	(v)	Others (please specify)	-
2.		Unquoted	
	(i)	Shares	
		(a) Equity	-
		(b) Preference	-
	(ii)	Debentures and Bonds	-
	(iii)	Units of mutual funds	-
	(iv)	Government Securities	-
	(v)	Others (please specify)	-

Notes to the Financial Statements
for the year ended March 31, 2023

Borrower group-wise classification of assets financed as in (3) and (4) above

6	Category		Amount (Net of Provisions) (₹ in Lakhs)		
			Secured	Unsecured	Total
1	Related Parties				
	(a)	Subsidiaries	-	-	-
	(b)	Companies in the same group	-	-	-
	(c)	Other related parties	39.98	-	39.98
2	Other than related parties		2,869,933.04	447,471.76	3,317,404.80
	Total		2,869,973.02	447,471.76	3,317,444.78
7	Investor group-wise classification of all investments (current and long term) in shares and securities (both quoted and unquoted):				
	Category		Market value/ Break up or fair value or NAV	Book Value (Net of Provisions)	
1	Related Parties				
	(a)	Subsidiaries	-	-	-
	(b)	Companies in the same group	-	-	-
	(c)	Other related parties	-	-	-
2	Other than related parties		21,227.19	14,328.08	
	Total		21,227.19	14,328.08	
8	Other Information				
	Particulars			Amount (₹ in Lakhs)	
(i)	Gross Non-Performing Assets				
	(a)	Related Parties		-	
	(b)	Other than related parties		176,825.45	
(ii)	Net Non-Performing Assets				
	(a)	Related Parties		-	
	(b)	Other than related parties		103,539.01	
(iii)	Assets acquired in satisfaction of debt			-	

Notes to the Financial Statements
for the year ended March 31, 2023

59. Additional Disclosures pursuant to RBI Circular Number NBFCs RBI/2022-23/26 DOR.ACC.REC.No.20/21.04.018/2022-23 dated April 19, 2022, pertaining to Scale Based Regulation (SBR): A Revised Regulatory Framework' for NBFCs

A) Exposure – Refer Note 57 (F)

B) Related Party Disclosure

(₹ in Lakhs)

Related Party	Parent (as per ownership or control)		Subsidiaries		Associates/ Joint ventures		Key Management Personnel@		Relatives of Key Management Personnel@		Others*		Total	
	Current year	Previous year	Current year	Previous year	Current year	Previous year	Current year	Previous year	Current year	Previous year	Current year	Previous year	Current year	Previous year
Borrowings	-	-	-	-	-	-	-	-	-	-	1,977.55	1877.78	1,977.55	1877.78
Deposits	-	-	-	-	-	-	-	-	-	-	-	-	-	-
Placement of deposits	-	-	-	-	-	-	-	-	-	-	-	-	-	-
Advances	-	-	-	-	-	-	2.60	39.30	-	-	172,819.51	14,351.59	1,72,822.11	14,390.89
Investments	-	-	-	-	-	-	-	-	-	-	-	-	-	-
Purchase of fixed/other assets	-	-	-	-	-	-	-	-	-	-	-	-	-	-
Sale of fixed/other assets	-	-	-	-	-	-	-	-	-	-	-	-	-	-
Interest paid	-	-	-	-	-	-	-	-	-	-	196.38	200.67	196.38	200.67
Interest received	-	-	-	-	-	-	7.53	4.15	-	-	3,998.57	1,051.06	4,006.10	1,055.21
Others	-	-	-	-	-	-	250.24	286.00	-	-	9,065.30	9,991.65	9,315.54	10,277.65

Notes to the Financial Statements
for the year ended March 31, 2023

C) Disclosure of complaints - Refer Note 57 (H)

D) Corporate Governance – Refer Corporate Governance section of the Annual Report (To be presented in AGM)

E) Breach of covenant

The company has not breached terms of covenants in respect of loans availed or debt securities issued by the company .

F) Divergence in Asset Classification and Provisioning- NIL*

*Final Report of RBI for FY 2021-22 conducted during current FY is awaited.

G) Disclosure on modified opinion, if any, expressed by auditors, its impact on various financial items and views of management on audit qualifications- NIL

H) Items of income and expenditure of exceptional nature - NIL

60. Disclosure on Loans to Directors, Senior Officers, and relatives of Directors pursuant to RB I/202223/29DOR.CRE.REC.No.25/03.10.001/2022-23 Dated 19.04.2022.

(₹ in Lakhs)

Particulars	For the year ended 31.03.2023	For the year ended 31.03.2022
Directors and their relatives*	-	-
Entities associated with directors and their relatives	-	-
Senior Officers and their relatives	-	-

*Does not include Loans & Advances as per terms of employment of respective directors.

61. The figures are rounded off to the nearest Rupees (₹) in Lakhs (except number of shares). Previous reporting year figures have been re-arranged/re-grouped wherever considered necessary to make them comparable with the current reporting year figures.

As per our report of even date

For DSP & Associates
Chartered Accountants
ICAI Regn. No.006791N

For and Behalf of Board of Directors

Sd/-
Sanjay Jain
Partner
M. No. 084906


Sd/-
Padam Lal
Director (Government Nominee)
DIN No. 10041387

Sd/-
Pradip Kumar Das
Chairman & Managing Director
DIN No. 07448576

Place: New Delhi
Date : 25.04.2023

Sd/-
Dr. R. C. Sharma
General Manager (Finance) & C.F.O.

Sd/-
Ekta Madan
Company Secretary
& Compliance Officer
Membership No. 23391



IREDA funded 700 KLPD Ethanol Project of M/s TruAlt Bioenergy Ltd. located Mudhol Taluk, Bagalkot District of Karnataka.



Indian Renewable Energy Development Agency Ltd.

(A Government of India Enterprise)

Registered Office : 1st Floor, Core-4A, East Court, India Habitat Centre,
Lodhi Road, New Delhi-110003 Tel : 011-24682206-19 Fax : 91-11-24682202

Corporate Office : 3rd Floor, August Kranti Bhawan, Bhikaji Cama Place,
New Delhi-110066

Tel : 011-26717400-12 Fax : 91-11-26717416

Website : www.ireda.in

CIN : U65100DL1987GOI027265

Follow us:  www.ireda.in  @IREDALimited  @IREDALtd  @iredaofficial